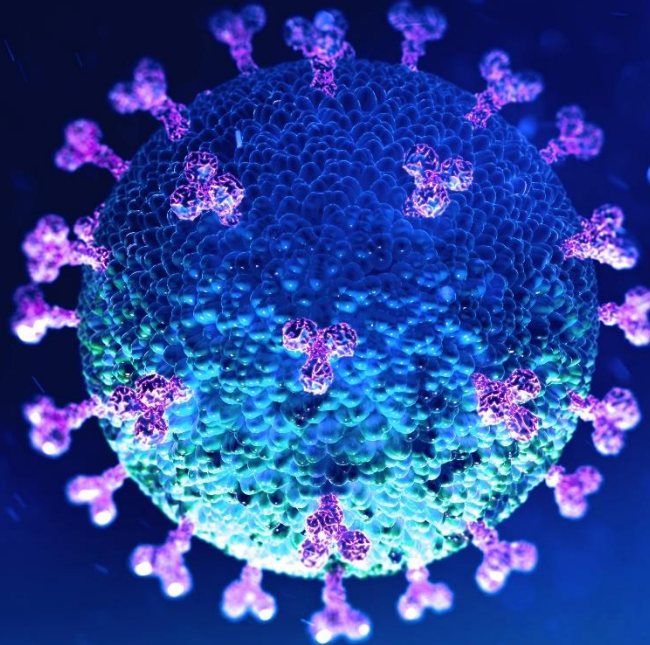




# COVID-19 Pandemic in the Caribbean

## New Confirmed Cases of SARS-CoV-2 Infections



Latest update: Tuesday, April 14, 2020, 10:00 p.m. AST



# Disclaimer

Copyright © Caribbean Development Bank (CDB).

The opinions, findings, interpretations and conclusions expressed in this publication are those of the staff of CDB and do not necessarily reflect the official policy or position of CDB, its Board of Directors, or the countries they represent.

This work may be reproduced, with attribution to CDB, for any non-commercial purpose. The use of CDB's name for any purpose other than for attribution, and the use of CDB's logo shall be subject to a separate written licence agreement between CDB and the user and is not authorized as part of this licence. No derivative work is allowed.

CDB does not necessarily own each component of the content contained within this document and, therefore, does not warrant that the use of any third-party owned individual component or part contained in this work will not infringe on the rights of those third parties. Any risks of claims resulting from such infringement rest solely with the user. CDB does not guarantee the accuracy of the data included in this work.

Any dispute related to the use of the works of CDB that cannot be settled amicably shall be submitted to arbitration pursuant to the UNCITRAL rules. Nothing herein shall constitute or be deemed to constitute a waiver of the privileges and immunities of CDB, all of which are specifically reserved.



# Objectives of Publication

The objectives of this publication are:

- to provide statistics and display trends regarding the spread of the Novel Coronavirus disease in Borrowing Member Countries of the Caribbean Development Bank.
- to keep the general public informed regarding the evolution of relevant data which have the potential to impact social and economic development in the Region.



# Definitions

## Abbreviations:

CDB - Caribbean Development Bank

BMC - Borrowing Member Country

COVID-19: Coronavirus disease 2019 as defined by the World Health Organisation. In this publication COVID-19 is used as a proxy for all infections with the severe acute respiratory syndrome coronavirus 2 (SARS-CoV-2).

## Data Sources:

- Johns Hopkins University via Github.com
- Caribbean Disaster Emergency Management Agency (CDEMA) and Pan American Health Organisation (PAHO) COVID-19 Situation Reports
- Worldometers website <https://www.worldometers.info/coronavirus>
- Some data points might vary from national data due to delayed reporting

An aerial photograph of a city, likely in the Caribbean, showing a dense urban area with various buildings, including a prominent blue and yellow high-rise. The image is overlaid with a semi-transparent blue filter.

# Table of Contents

Confirmed aggregated COVID-19 cases in the Caribbean Region

Confirmed COVID-19 cases in CDB's BMCs

Confirmed COVID-19 cases in Other Selected Caribbean Countries

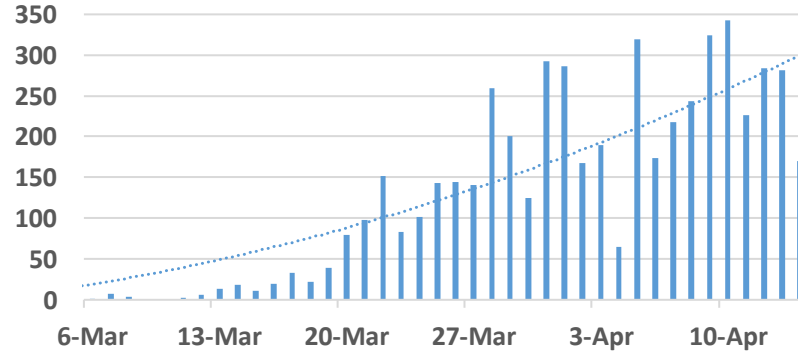
Confirmed COVID-19 cases in Other CDB Member Countries and the United States of America

# Caribbean Region

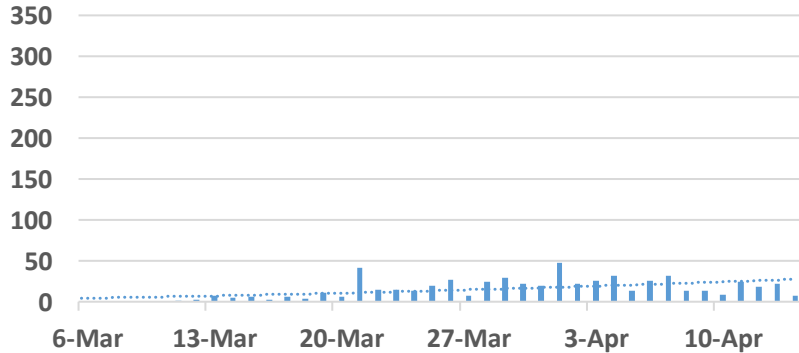


# Confirmed Cases in the Caribbean, 2020

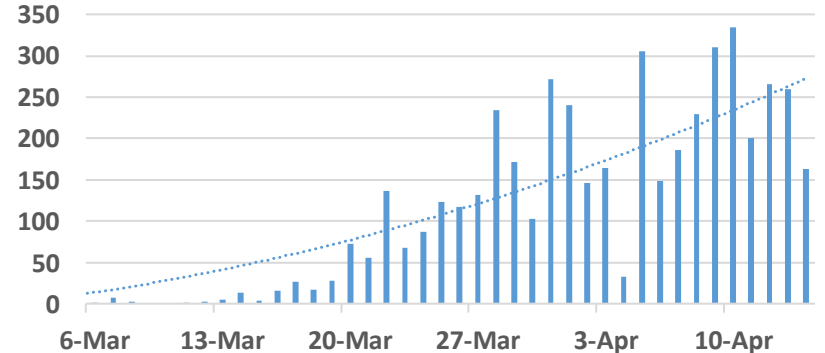
Caribbean Total



CDB's BMCs



Other Caribbean



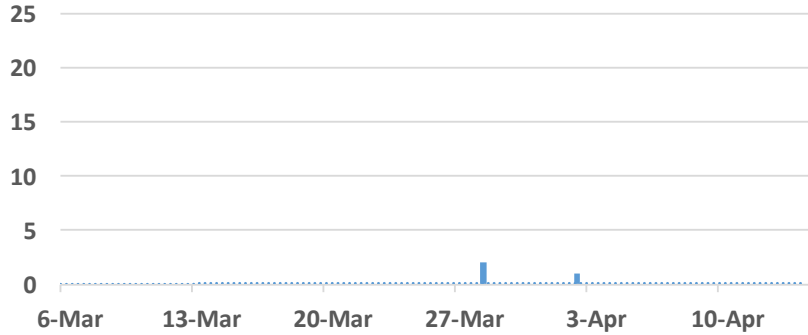
# CDB's Borrowing Member Countries



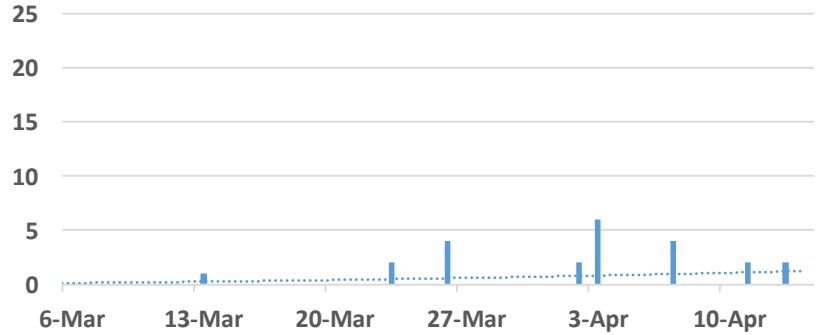


# Confirmed Cases in BMCs, 2020

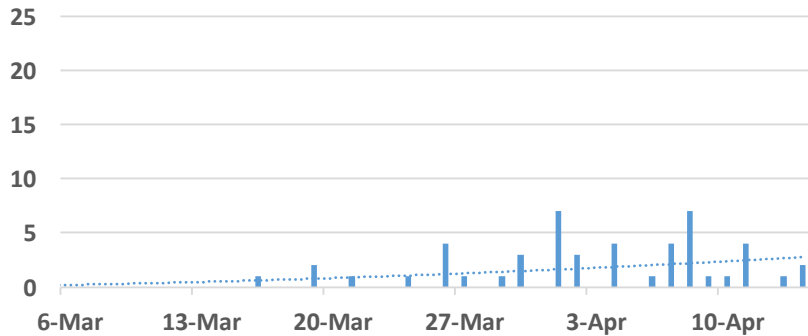
Anguilla



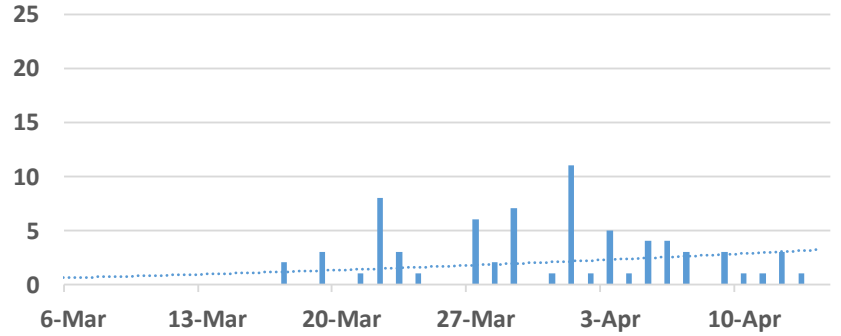
Antigua and Barbuda



The Bahamas



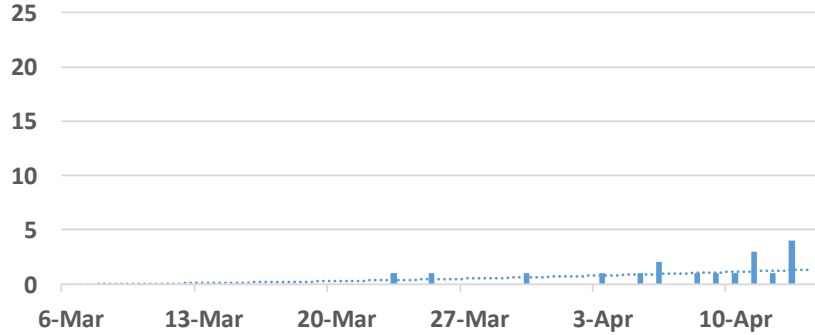
Barbados



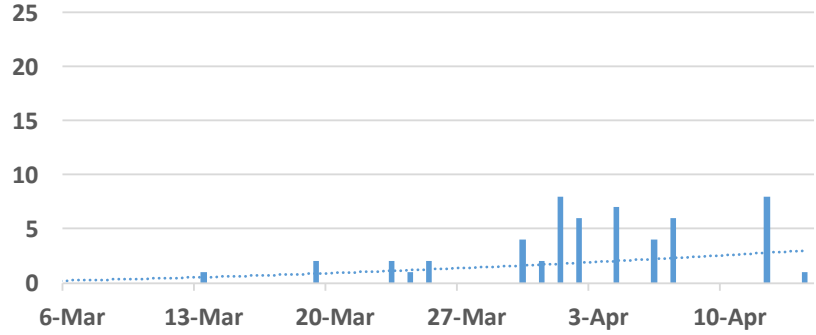


# Confirmed Cases in BMCs, 2020

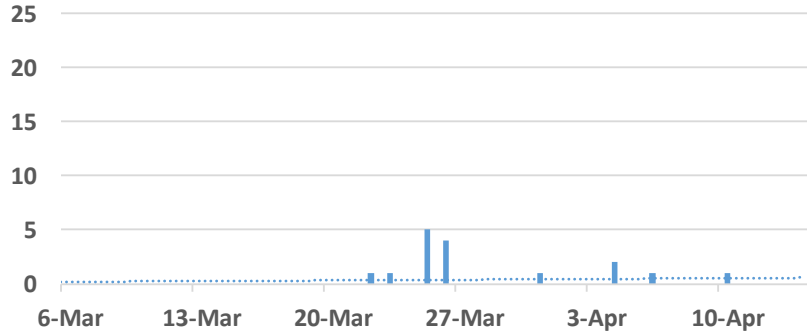
Belize



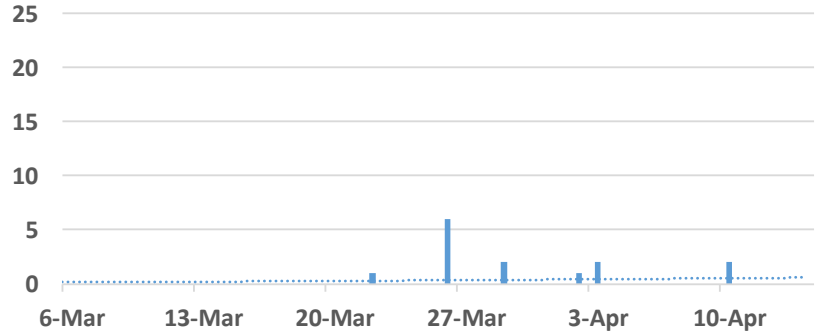
Cayman Islands



Dominica



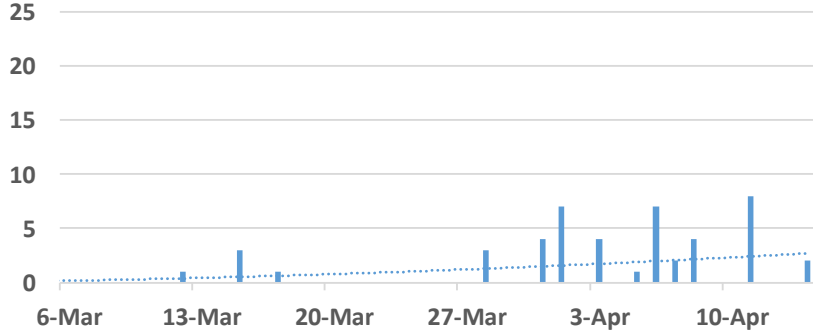
Grenada



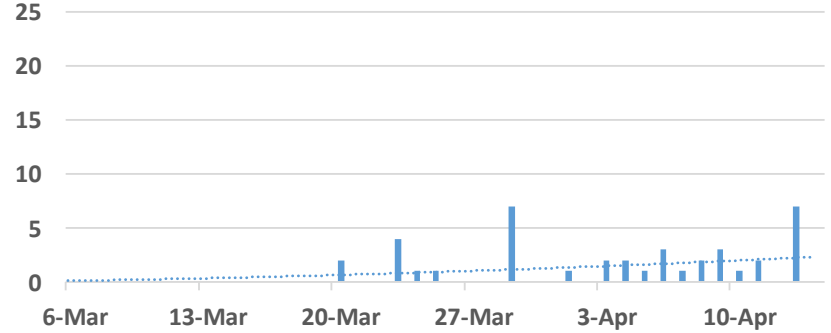


# Confirmed Cases in BMCs, 2020

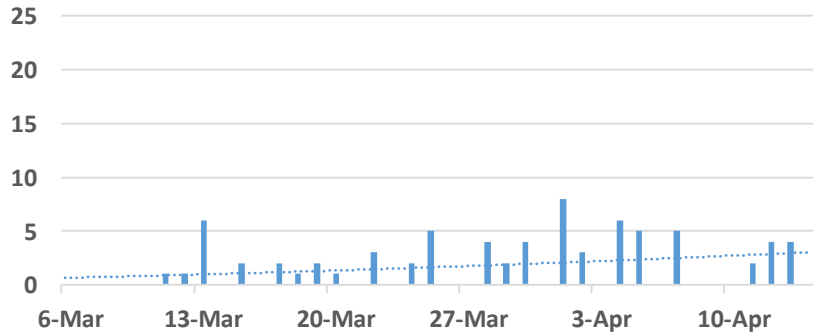
Guyana



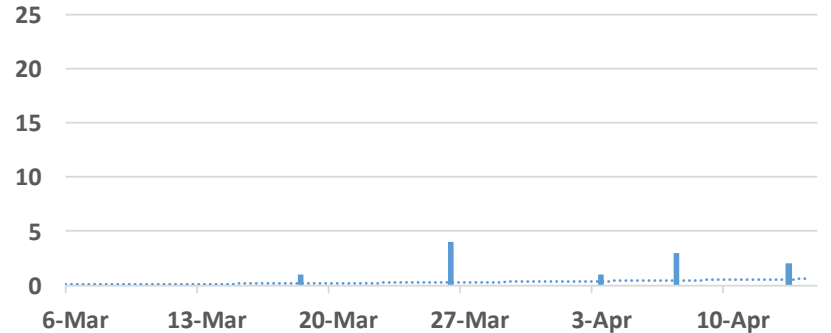
Haiti



Jamaica



Montserrat

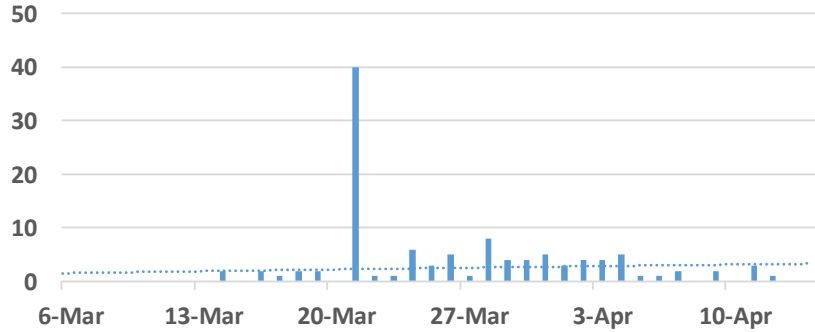




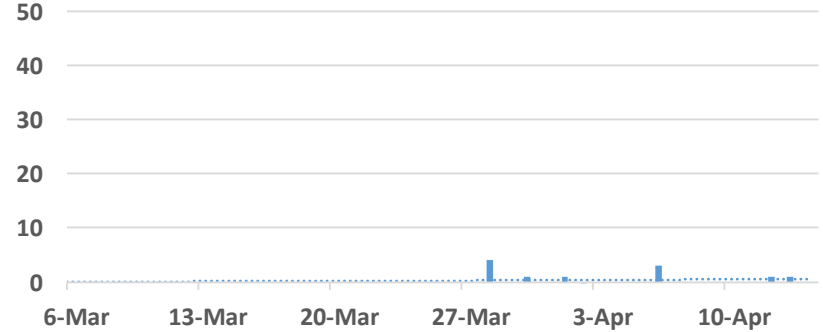


# Confirmed Cases in BMCs, 2020

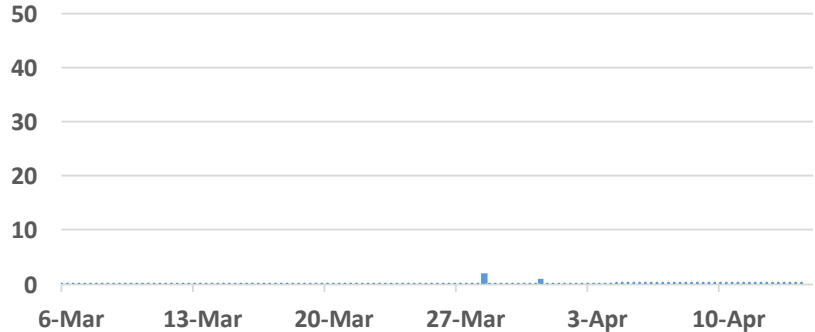
Trinidad and Tobago



Turks and Caicos Islands



Virgin Islands



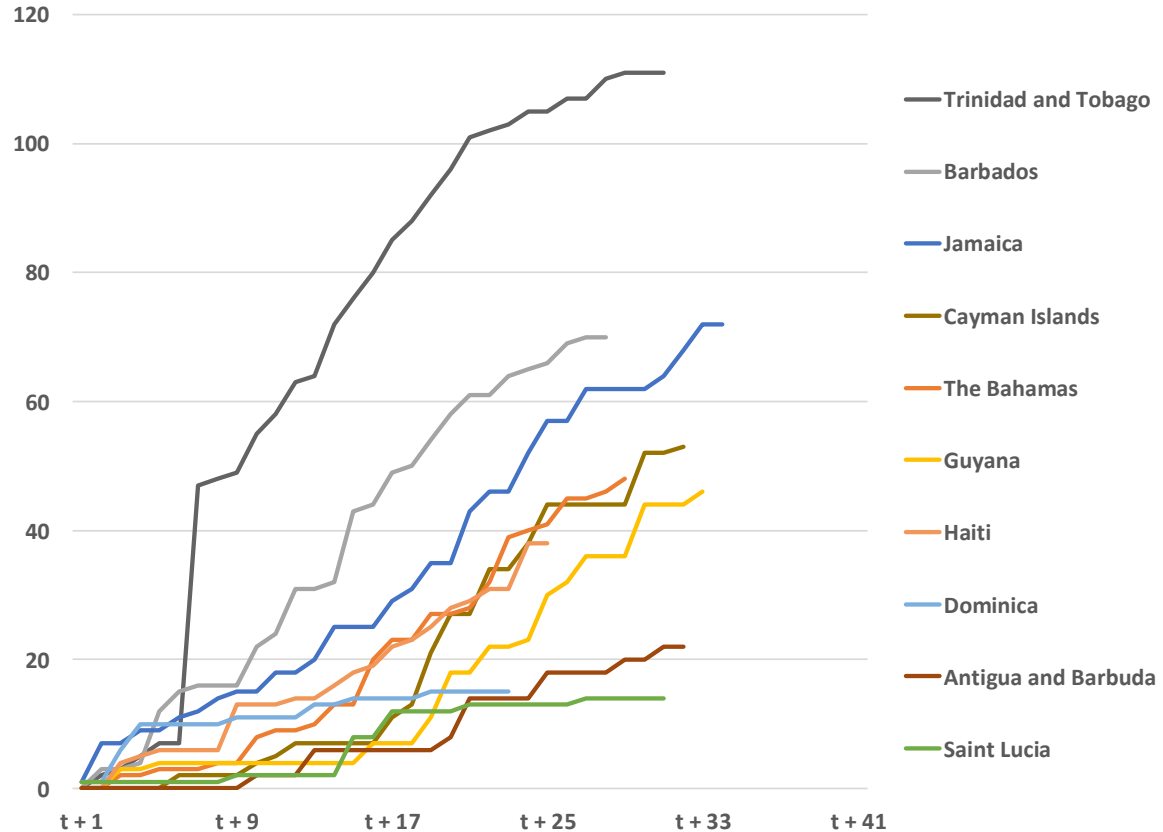


# Total Confirmed Cases, Tests and Deaths in BMCs, 2020

	Daily Changes			7-Day Change 14-Apr	Total			Per 100,000 People	
	12-Apr	13-Apr	14-Apr		Cases	Tests	Deaths	Cases	Tests
Anguilla	0	0	0	0	3	na	0	20	na
Antigua and Barbuda	0	2	0	4	23	73	2	25	79
The Bahamas	0	1	2	16	49	na	8	13	na
Barbados	3	1	0	9	72	864	5	25	302
Belize	1	4	0	11	18	567	2	5	143
Cayman Islands	8	0	1	9	54	580	1	85	918
Dominica	0	0	0	1	16	345	0	23	486
Grenada	0	0	0	2	14	92	0	13	85
Guyana	0	0	2	14	47	213	6	6	27
Haiti	0	7	0	15	40	365	3	0	3
Jamaica	4	4	0	10	73	1290	5	3	45
Montserrat	0	2	0	2	11	36	0	211	690
Saint Lucia	0	0	0	1	15	319	0	8	180
St. Kitts and Nevis	0	0	2	3	14	234	0	25	418
St. Vincent and the Grenadines	0	0	0	4	12	87	0	11	79
Suriname	0	0	0	0	10	na	1	2	na
Trinidad and Tobago	1	0	0	6	113	1152	8	8	84
Turks and Caicos Islands	1	1	0	2	10	71	1	27	194
Virgin Islands	0	0	0	0	3	52	0	9	161
<b>BMCs total</b>	<b>18</b>	<b>22</b>	<b>7</b>	<b>109</b>	<b>597</b>	<b>6340</b>	<b>42</b>		



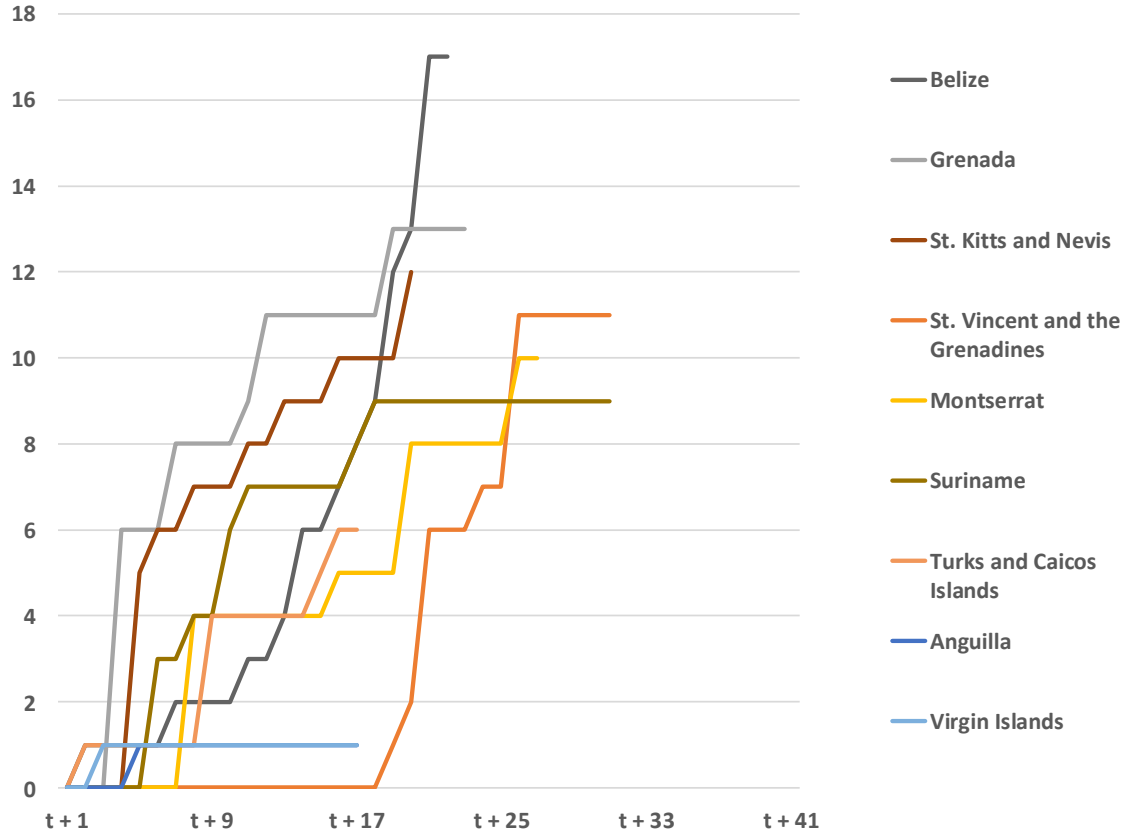
# Dynamics of New Cases



t = Day of first case in respective country



# Dynamics of New Cases

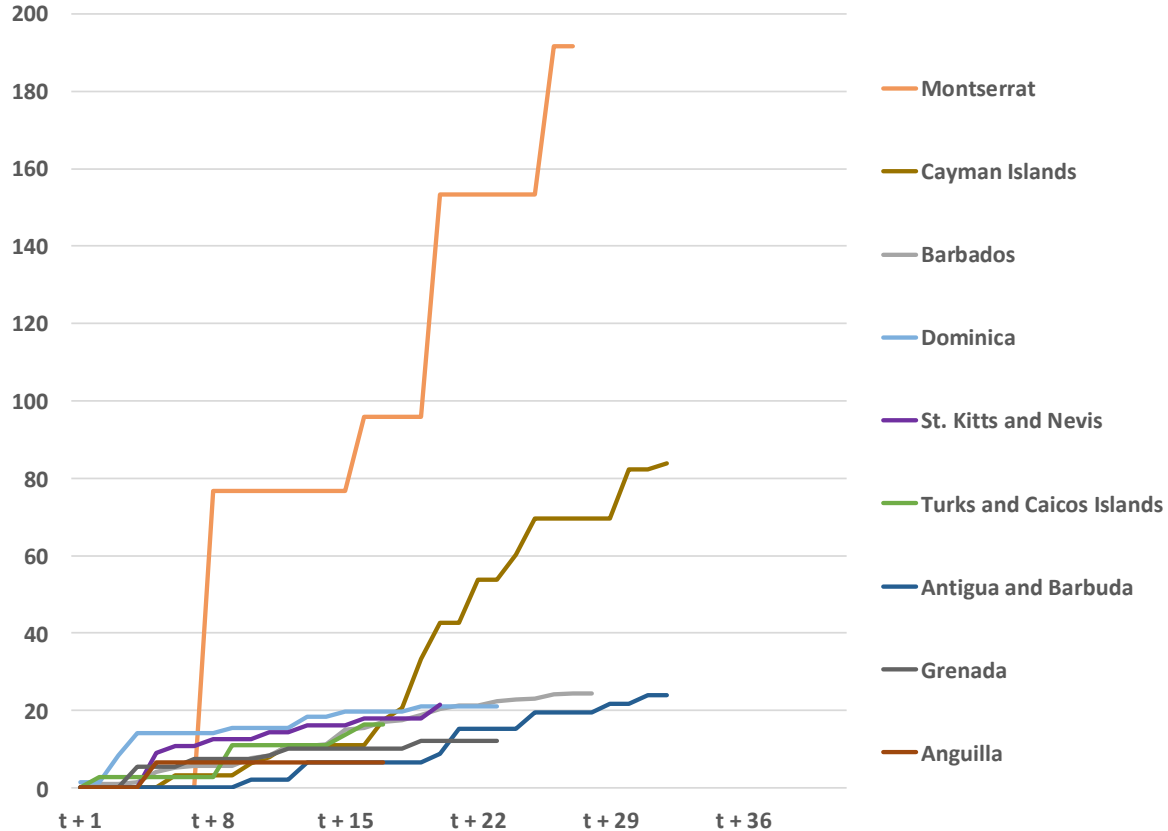


t = Day of first case in respective country





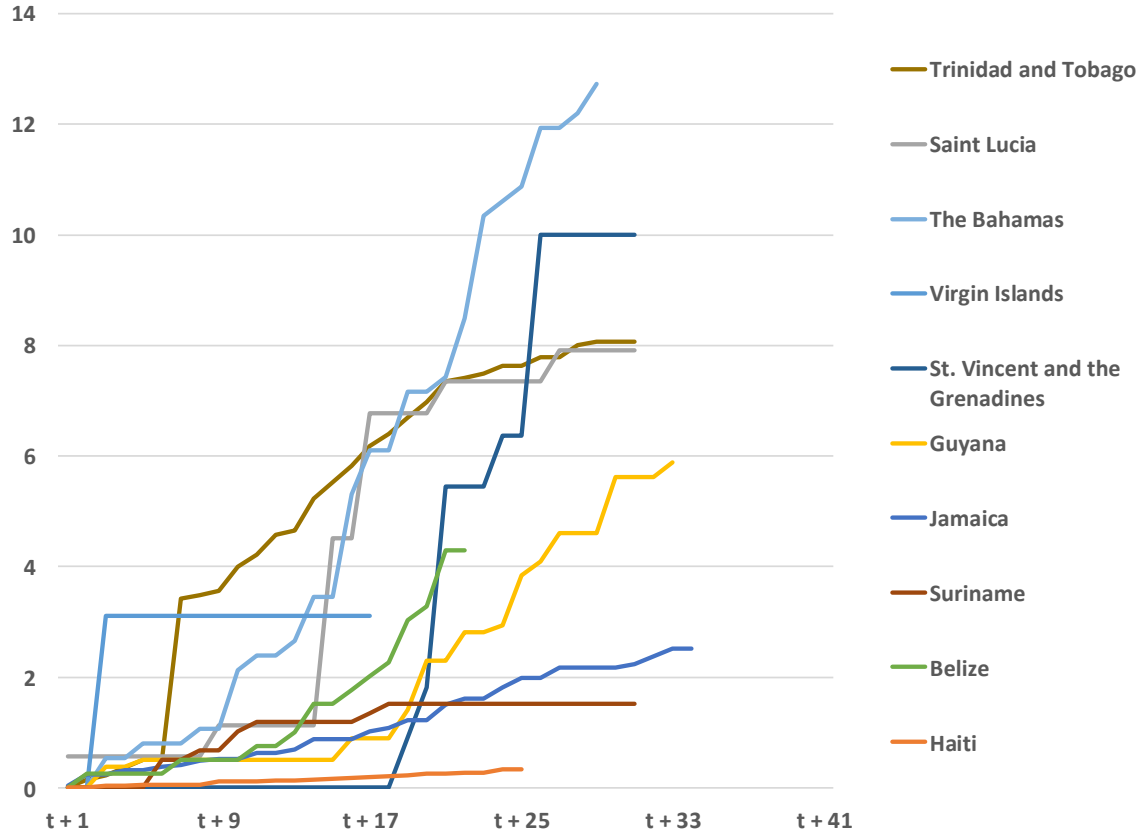
# Dynamics of New Cases per 100,000 Population



t = Day of first case in respective country



# Dynamics of New Cases per 100,000 Population



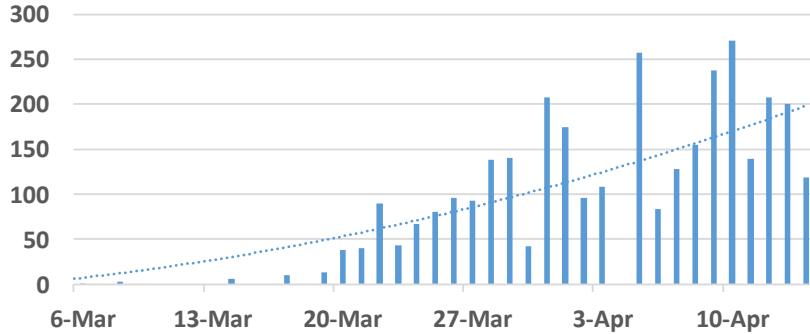
t = Day of first case in respective country

## Other Selected Caribbean Countries

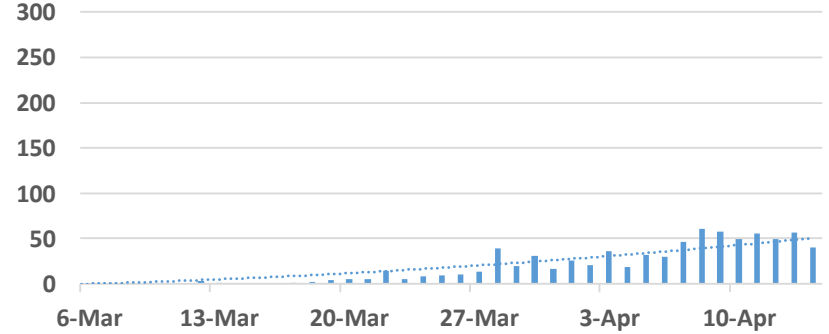


# Confirmed Cases in Other Caribbean, 2020

Dominican Republic



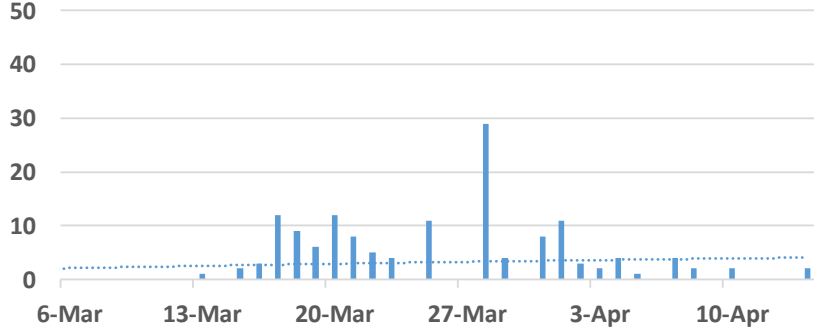
Cuba



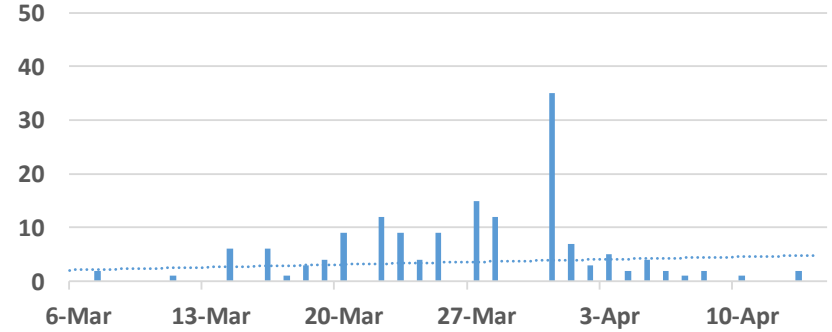


# Confirmed Cases in Other Caribbean, 2020

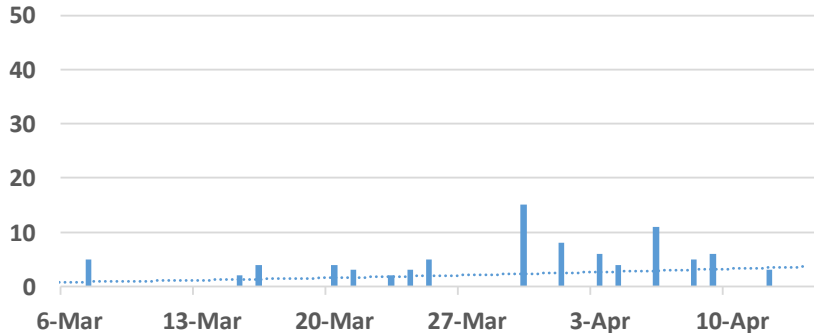
Guadeloupe



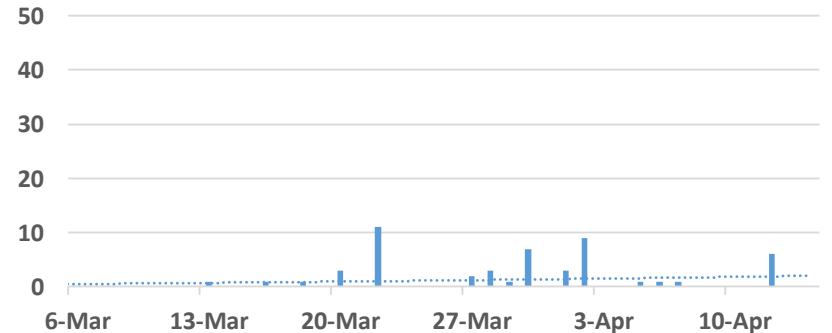
Martinique



French Guyana



US Virgin Islands





# Total Confirmed Cases, Tests and Deaths in Other Caribbean

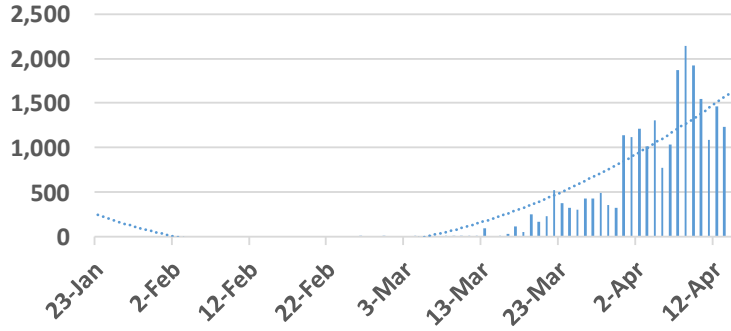
	Daily Changes			7-Day Change 14-Apr	Total			Per 100,000 People	
	12-Apr	13-Apr	14-Apr		Cases	Tests	Deaths	Cases	Tests
Dominican Republic	208	200	119	1,330	3,286	9,275	183	31	87
Cuba	49	57	40	370	766	18,634	21	7	164
Martinique	0	2	0	5	157	na	8	42	na
Guadeloupe	0	0	2	6	145	na	8	36	na
Aruba	0	0	0	18	92	1,154	0	87	1,090
French Guiana	3	0	0	14	86	na	0	30	na
US Virgin Islands	6	0	0	6	51	417	na	49	398
St Martin	0	0	0	0	32	na	2	86	na
Sint Maarten	0	0	2	12	52	134	9	124	320
Curacao	0	0	0	1	14	230	1	9	141
Saint Barthelemy	0	0	0	0	6	na	0	61	na
<b>Other Caribbean</b>	<b>266</b>	<b>259</b>	<b>163</b>	<b>1,762</b>	<b>4,687</b>	<b>29,844</b>	<b>232</b>		
<b>BMCs</b>	<b>18</b>	<b>22</b>	<b>7</b>	<b>109</b>	<b>597</b>	<b>6,340</b>	<b>42</b>		
<b>Total Caribbean</b>	<b>284</b>	<b>281</b>	<b>170</b>	<b>1,871</b>	<b>5,284</b>	<b>36,184</b>	<b>274</b>		

# Other CDB Member Countries and USA

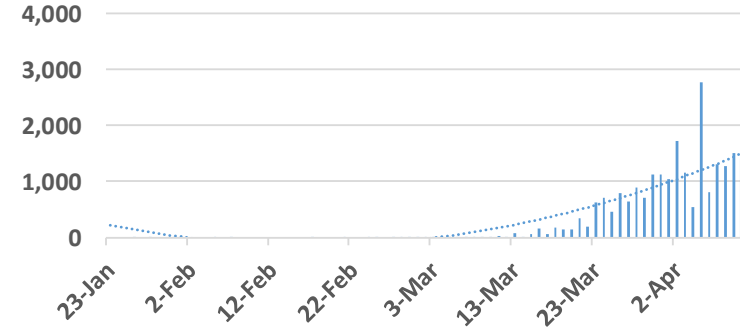


# Confirmed Cases in Other CDB Member Countries and USA, 2020

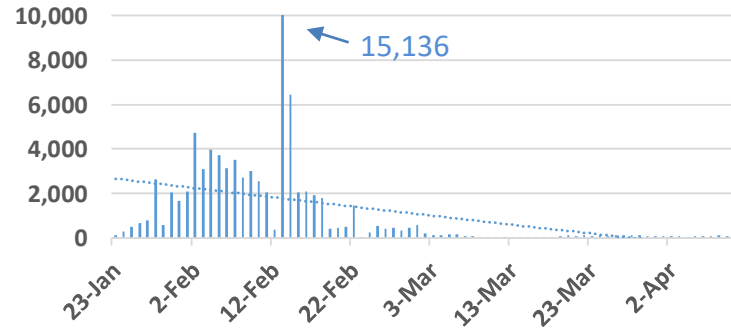
Brazil



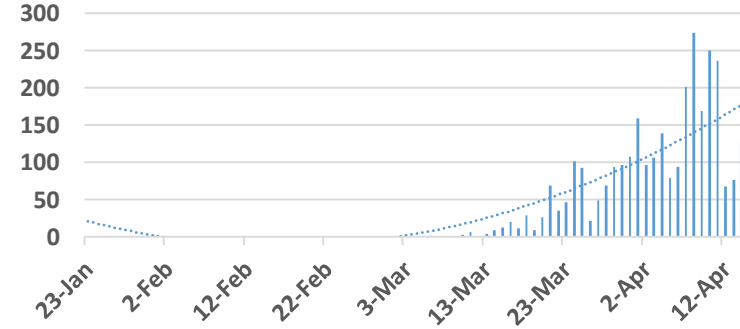
Canada



China



Colombia

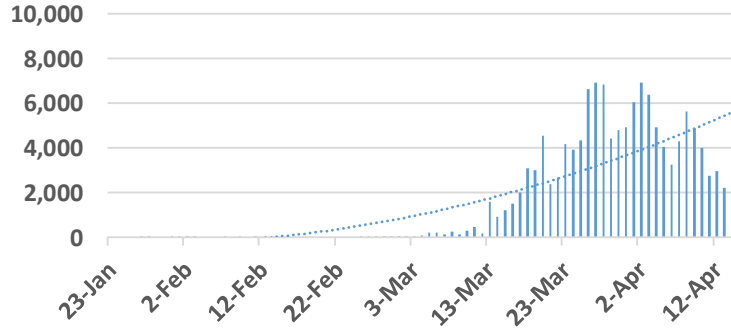




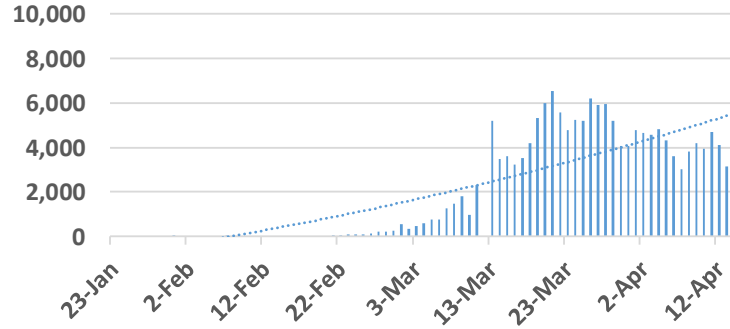


# Confirmed Cases in Other CDB Member Countries and USA, 2020

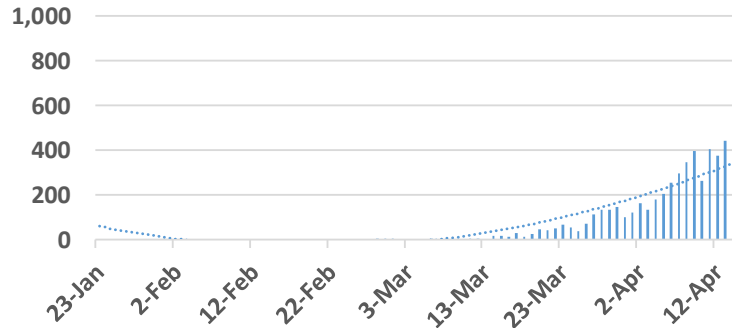
### Germany



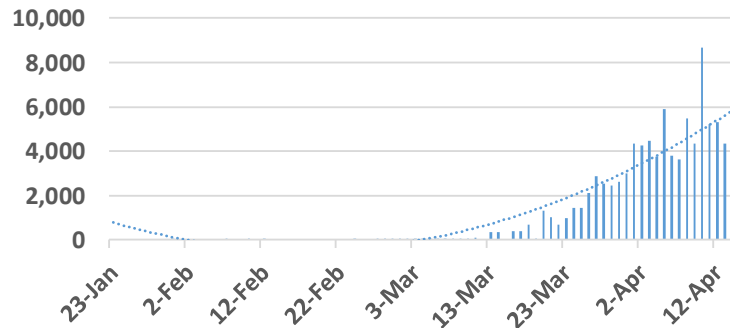
### Italy



### Mexico



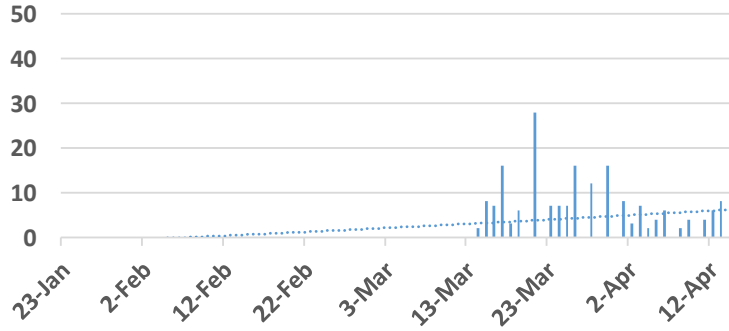
### United Kingdom



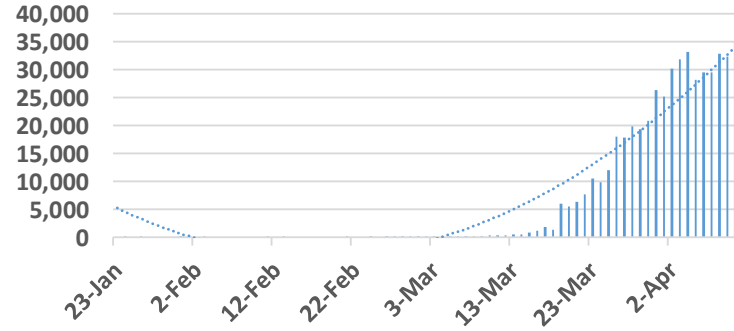


# Confirmed Cases in Other CDB Member Countries and USA, 2020

Venezuela



USA





# Credits

Economics Department  
Caribbean Development Bank  
P.O. Box 408  
Wilkey, St. Michael BB11000  
BARBADOS