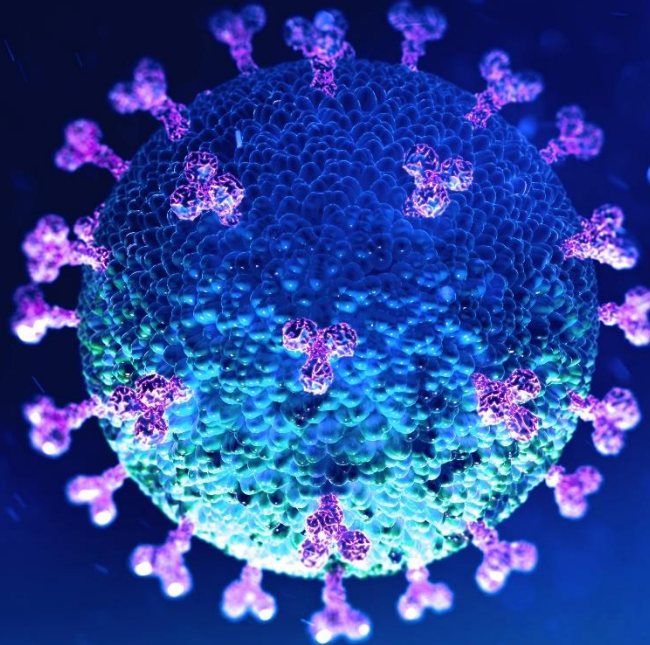




# COVID-19 Pandemic in the Caribbean

## New Confirmed Cases of SARS-CoV-2 Infections



Latest update: Thursday, April 23, 2020, 10:00 p.m. AST



# Disclaimer

Copyright © Caribbean Development Bank (CDB).

The opinions, findings, interpretations and conclusions expressed in this publication are those of the staff of CDB and do not necessarily reflect the official policy or position of CDB, its Board of Directors, or the countries they represent.

Statistical country data in this presentation may not be comparable across countries due to factors including but not limited to differences in demographics, health sector capacity and initial health outcomes as well as differences in overall capacities and approaches to address the crisis.

This work may be reproduced, with attribution to CDB, for any non-commercial purpose. The use of CDB's name for any purpose other than for attribution, and the use of CDB's logo shall be subject to a separate written licence agreement between CDB and the user and is not authorized as part of this licence. No derivative work is allowed.

CDB does not necessarily own each component of the content contained within this document and, therefore, does not warrant that the use of any third-party owned individual component or part contained in this work will not infringe on the rights of those third parties. Any risks of claims resulting from such infringement rest solely with the user. CDB does not guarantee the accuracy of the data included in this work.

Any dispute related to the use of the works of CDB that cannot be settled amicably shall be submitted to arbitration pursuant to the UNCITRAL rules. Nothing herein shall constitute or be deemed to constitute a waiver of the privileges and immunities of CDB, all of which are specifically reserved.



# Objectives of Publication

The objectives of this publication are:

- to provide statistics and display trends regarding the spread of the Novel Coronavirus disease in Borrowing Member Countries of the Caribbean Development Bank.
- to keep the general public informed regarding the evolution of relevant data which have the potential to impact social and economic development in the Region.



# Definitions

## **Abbreviations:**

CDB - Caribbean Development Bank

BMC - Borrowing Member Country

COVID-19: Coronavirus disease 2019 as defined by the World Health Organisation. In this publication COVID-19 is used as a proxy for all infections with the severe acute respiratory syndrome coronavirus 2 (SARS-CoV-2).

## **Data Sources:**

- Johns Hopkins University via Github.com
- Caribbean Disaster Emergency Management Agency (CDEMA) and Pan American Health Organisation (PAHO) COVID-19 Situation Reports
- Worldometers website <https://www.worldometers.info/coronavirus>
- Some data points might vary from national data due to delayed reporting

An aerial photograph of a city, likely in the Caribbean, with a blue overlay. The image shows a dense urban area with various buildings, including a prominent blue and yellow building in the center. The text 'Table of Contents' is overlaid in white on the top left of the image.

# Table of Contents

Confirmed aggregated COVID-19 cases in the Caribbean Region

Confirmed COVID-19 cases in CDB's BMCs

Confirmed COVID-19 cases in Other Selected Caribbean Countries

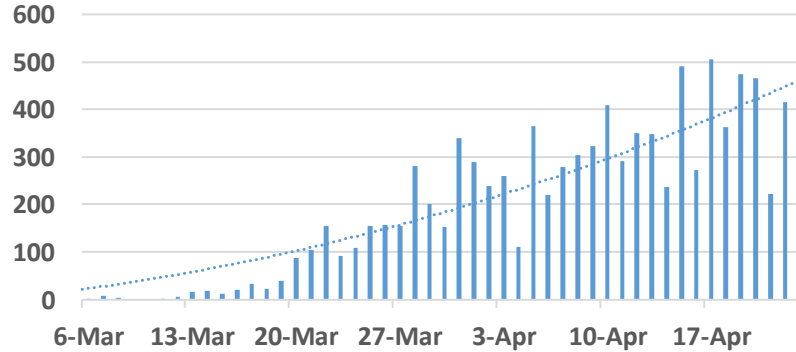
Confirmed COVID-19 cases in Other CDB Member Countries and the United States of America

# Caribbean Region

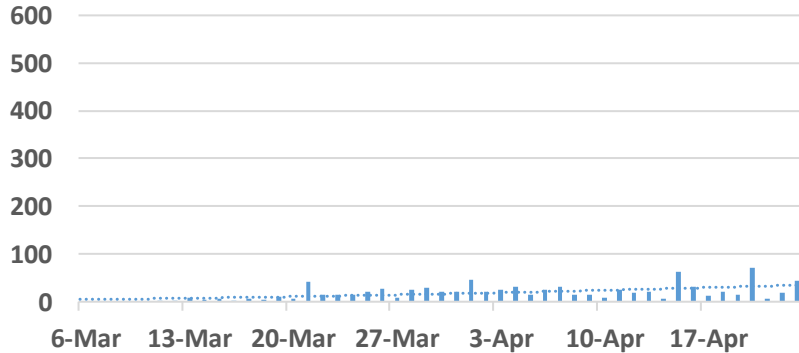


# Confirmed Cases in the Caribbean, 2020

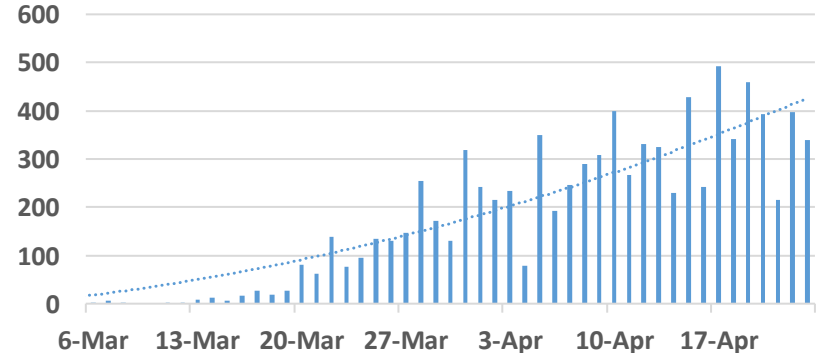
Caribbean Total



CDB's BMCs



Other Caribbean



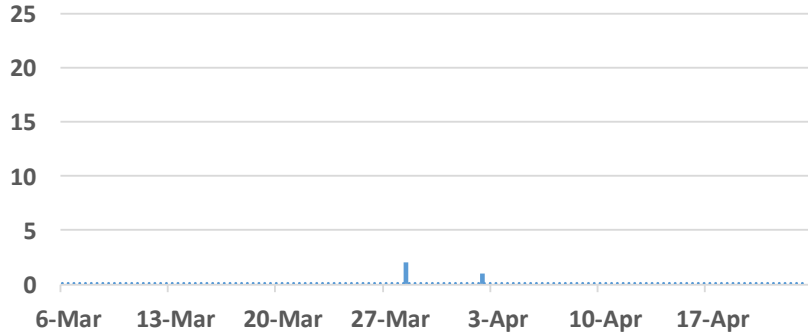
# CDB's Borrowing Member Countries



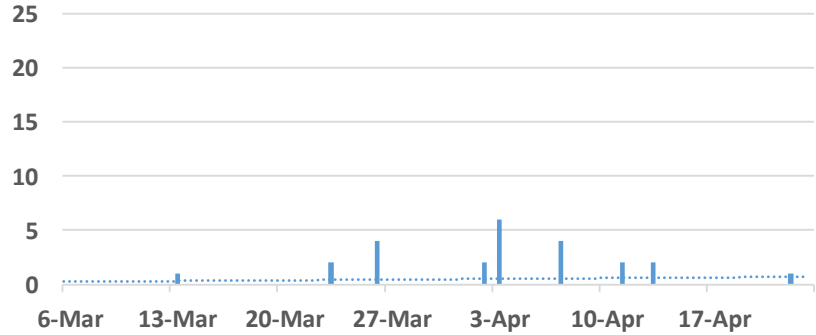


# Confirmed Cases in BMCs, 2020

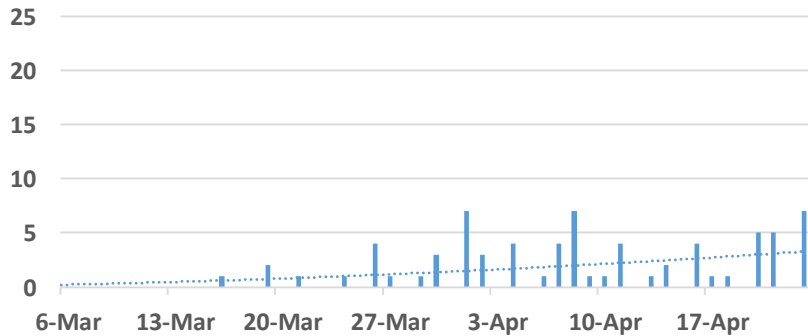
### Anguilla



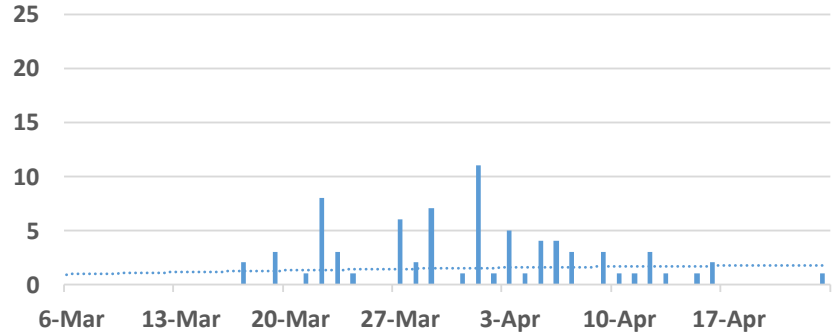
### Antigua and Barbuda



### The Bahamas



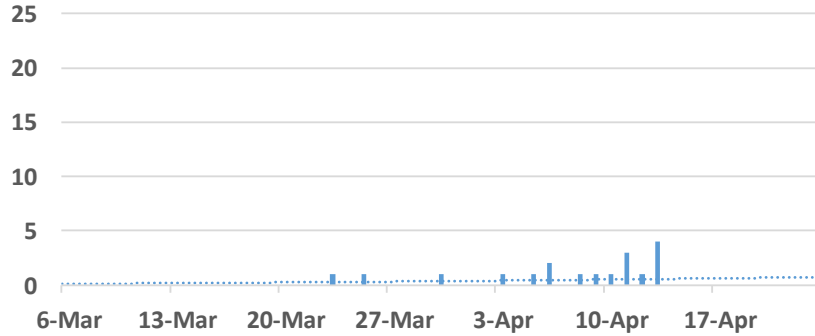
### Barbados



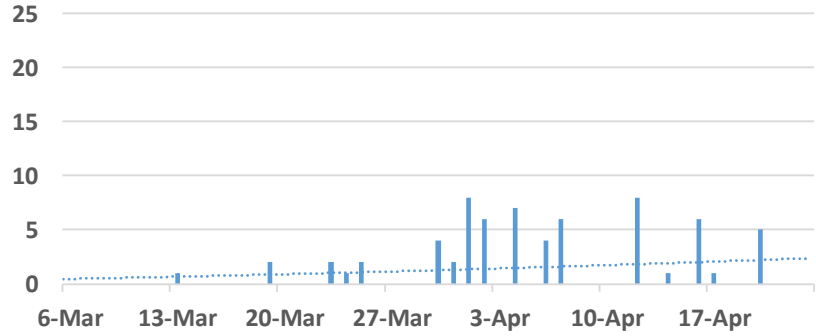


# Confirmed Cases in BMCs, 2020

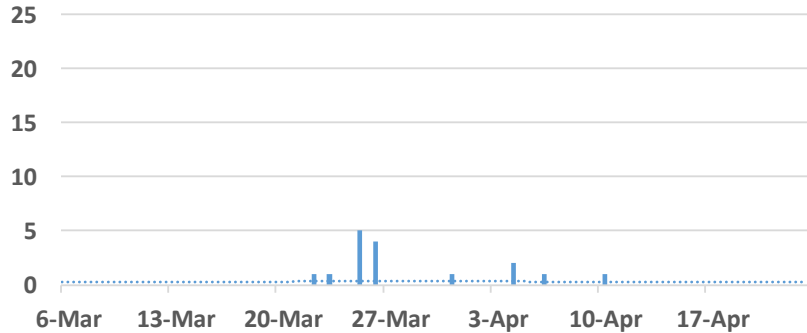
Belize



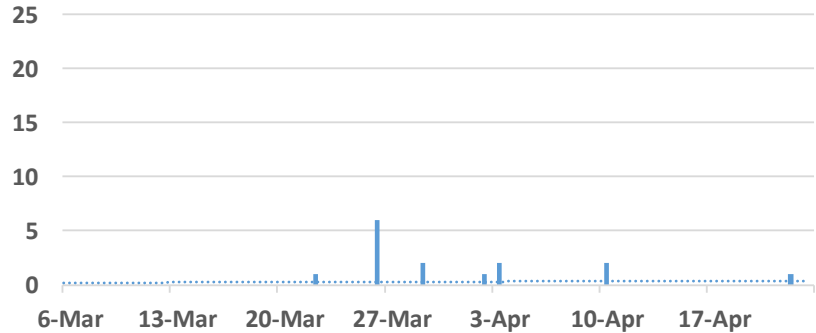
Cayman Islands



Dominica



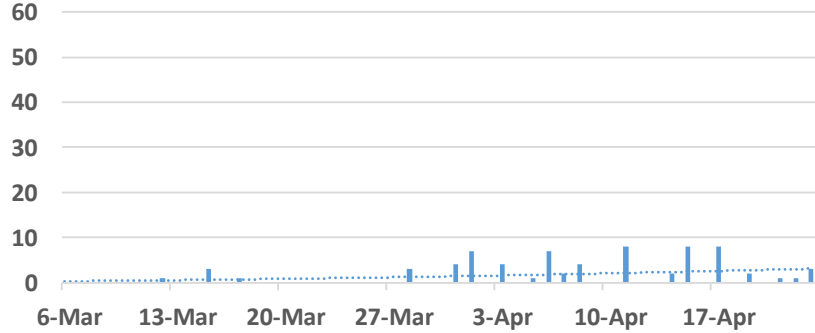
Grenada



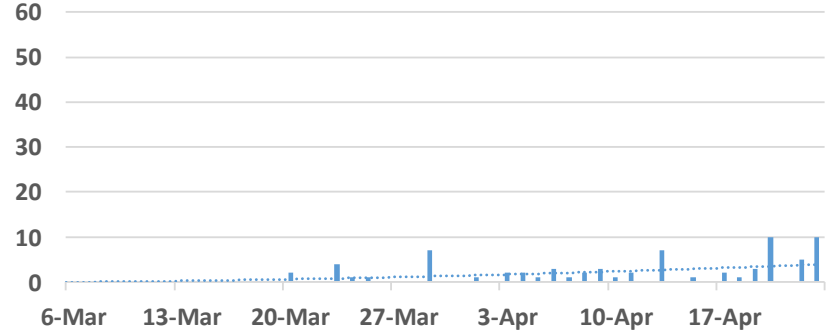


# Confirmed Cases in BMCs, 2020

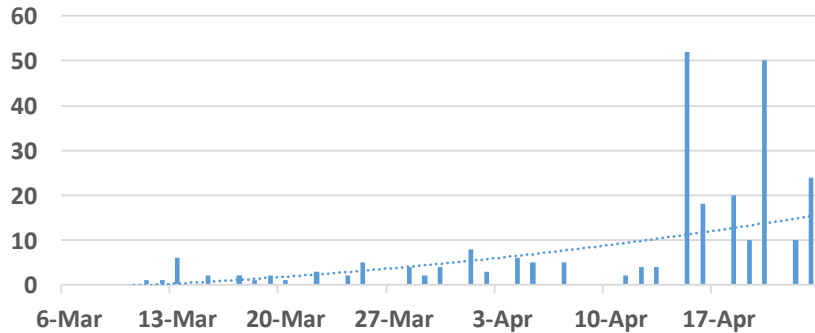
### Guyana



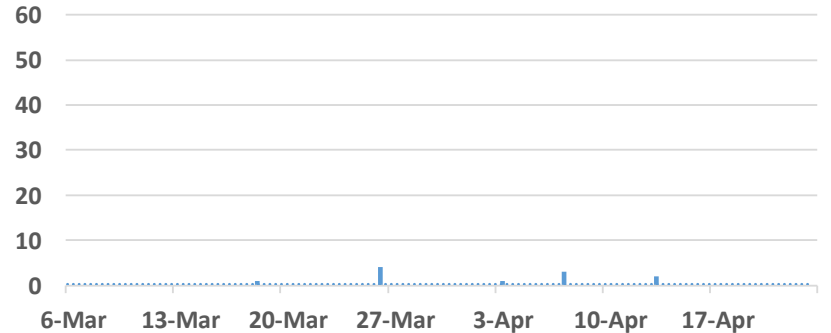
### Haiti



### Jamaica



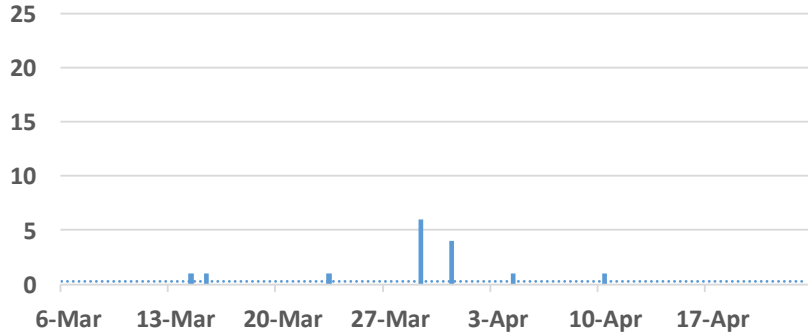
### Montserrat



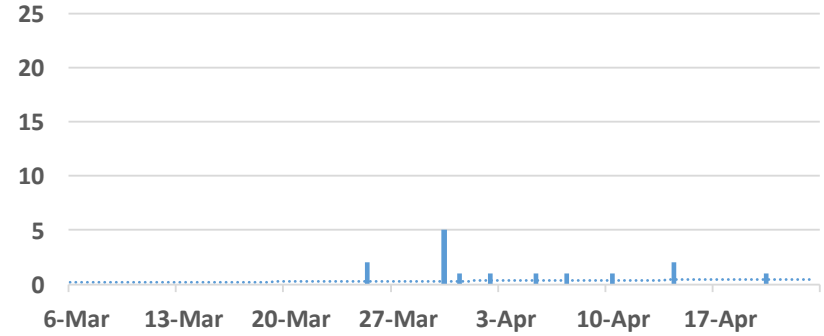


# Confirmed cases in BMCs, 2020

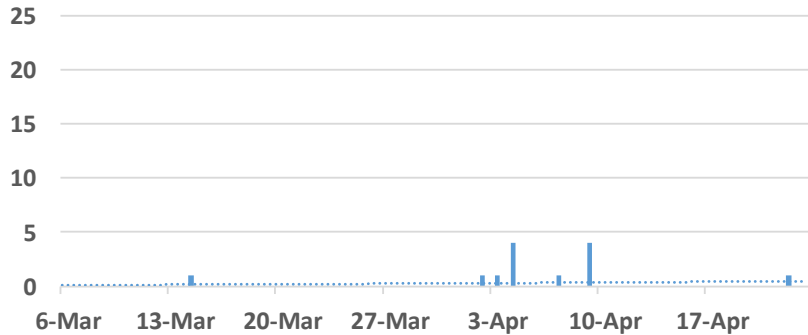
Saint Lucia



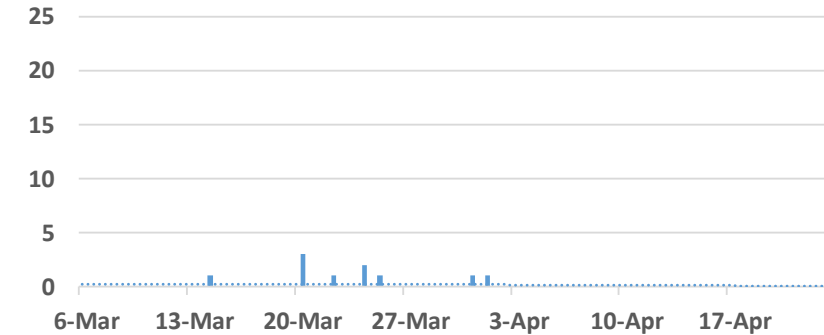
St. Kitts and Nevis



St. Vincent and the Grenadines



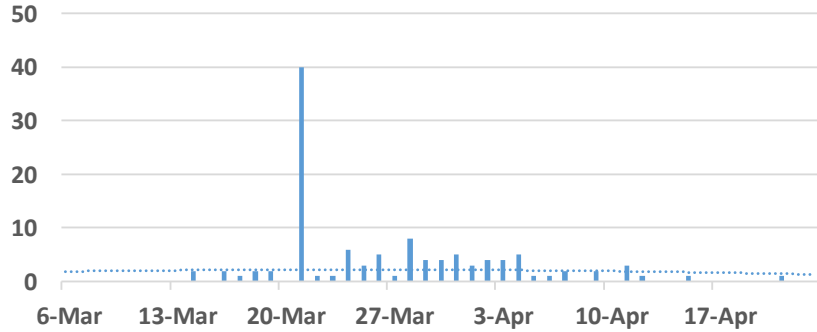
Suriname



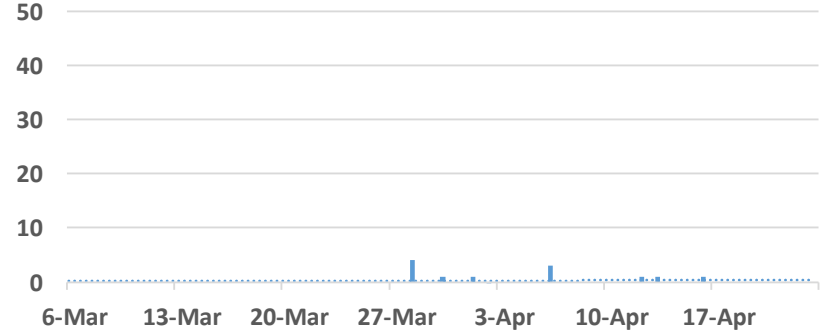


# Confirmed Cases in BMCs, 2020

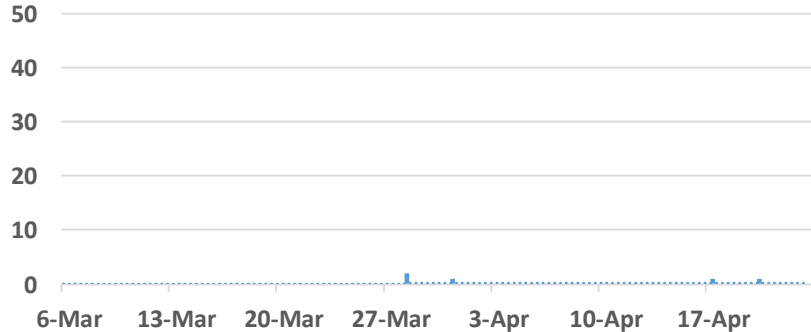
Trinidad and Tobago



Turks and Caicos Islands



Virgin Islands



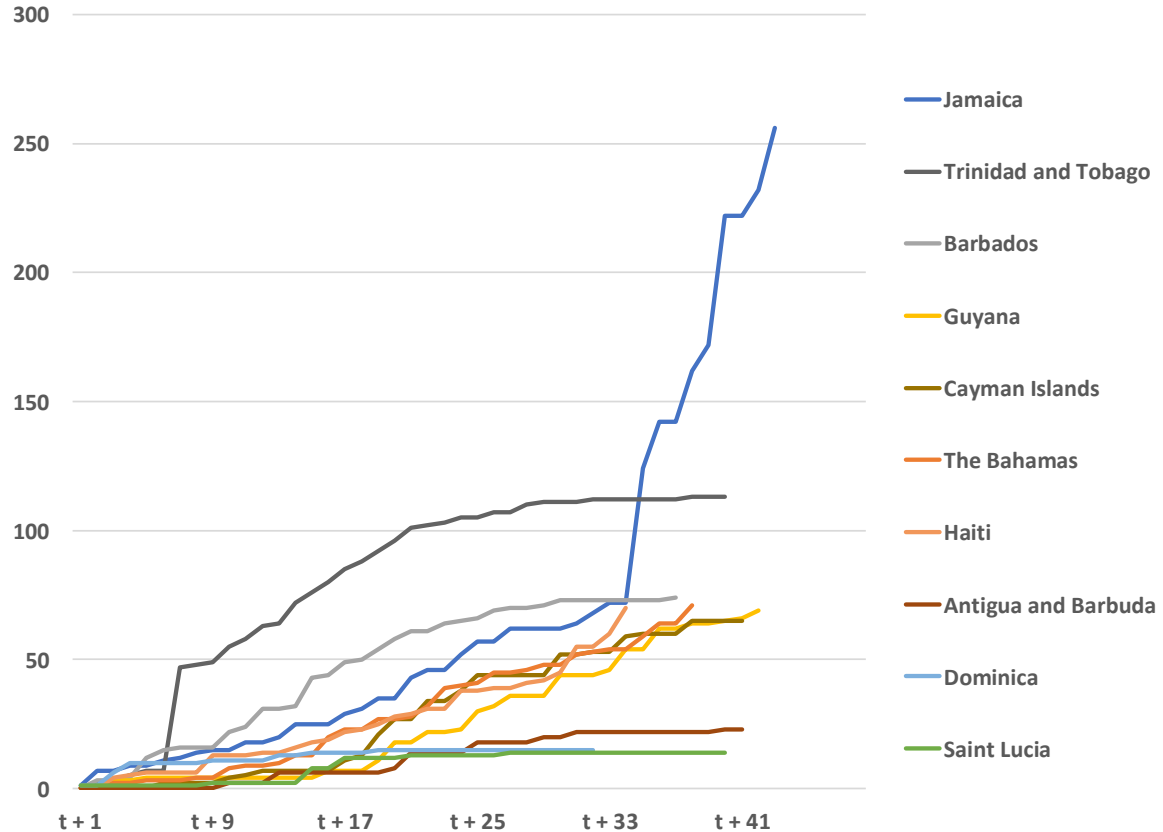


# Total Confirmed Cases, Tests and Deaths in BMCs, 2020

				7-Day Change	Total			Per 100,000 People	
	21-Apr	22-Apr	23-Apr	23-Apr	Cases	Tests	Deaths	Cases	Tests
Anguilla	0	0	0	0	3	17	0	20	na
Antigua and Barbuda	0	1	0	1	24	108	3	26	117
The Bahamas	5	0	7	19	72	na	11	19	na
Barbados	0	0	1	1	76	1222	6	27	427
Belize	0	0	0	0	18	816	2	5	206
Cayman Islands	0	0	0	6	66	778	1	104	1231
Dominica	0	0	0	0	16	377	0	23	531
Grenada	0	1	0	1	15	92	0	14	85
Guyana	1	1	3	15	70	375	7	9	48
Haiti	0	5	10	31	72	690	5	1	6
Jamaica	0	10	24	114	257	2213	6	9	77
Montserrat	0	0	0	0	11	36	0	211	690
Saint Lucia	0	0	0	0	15	364	0	8	206
St. Kitts and Nevis	0	0	0	1	15	260	0	27	464
St. Vincent and the Grenadines	0	1	0	1	13	108	0	12	98
Suriname	0	0	0	0	10	404	1	2	na
Trinidad and Tobago	1	0	0	1	115	1473	8	8	107
Turks and Caicos Islands	0	0	0	0	11	83	1	30	227
Virgin Islands	0	0	0	2	5	67	1	16	208
<b>BMCs total</b>	<b>7</b>	<b>19</b>	<b>45</b>	<b>193</b>	<b>884</b>	<b>9483</b>	<b>52</b>		



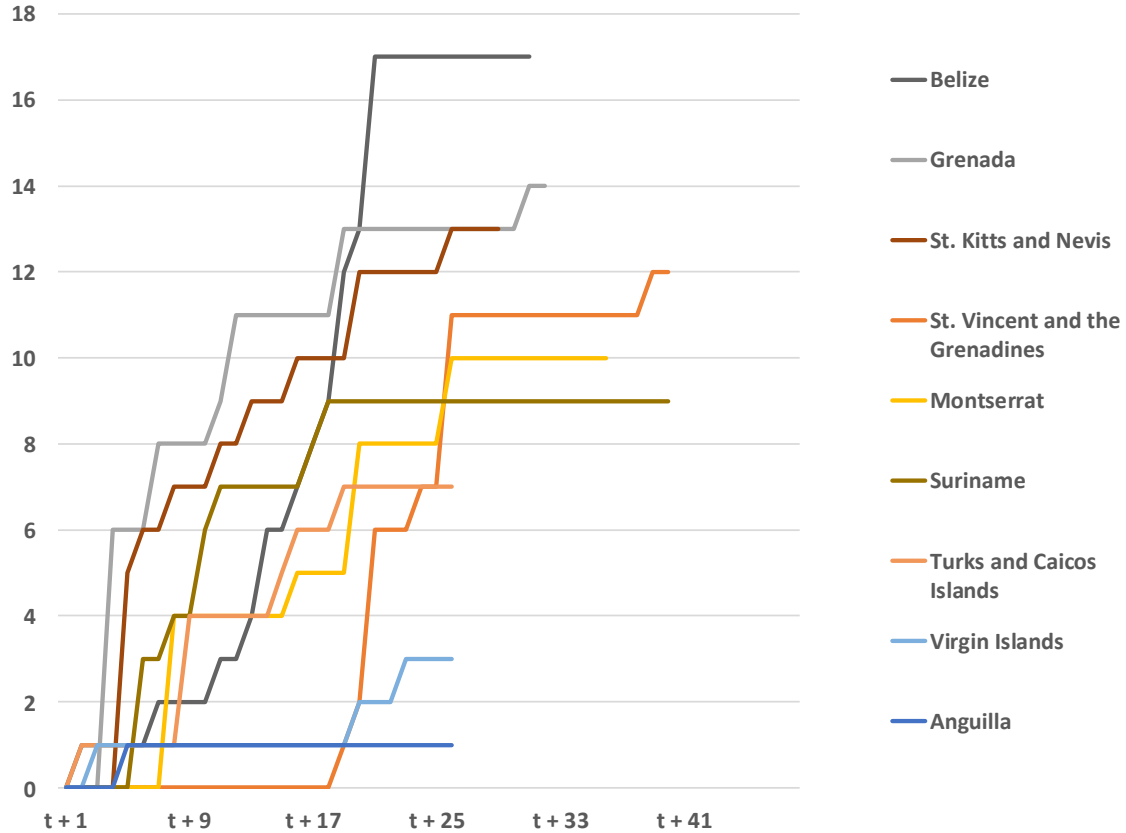
# Dynamics of New Cases



t = Day of first case in respective country



# Dynamics of New Cases

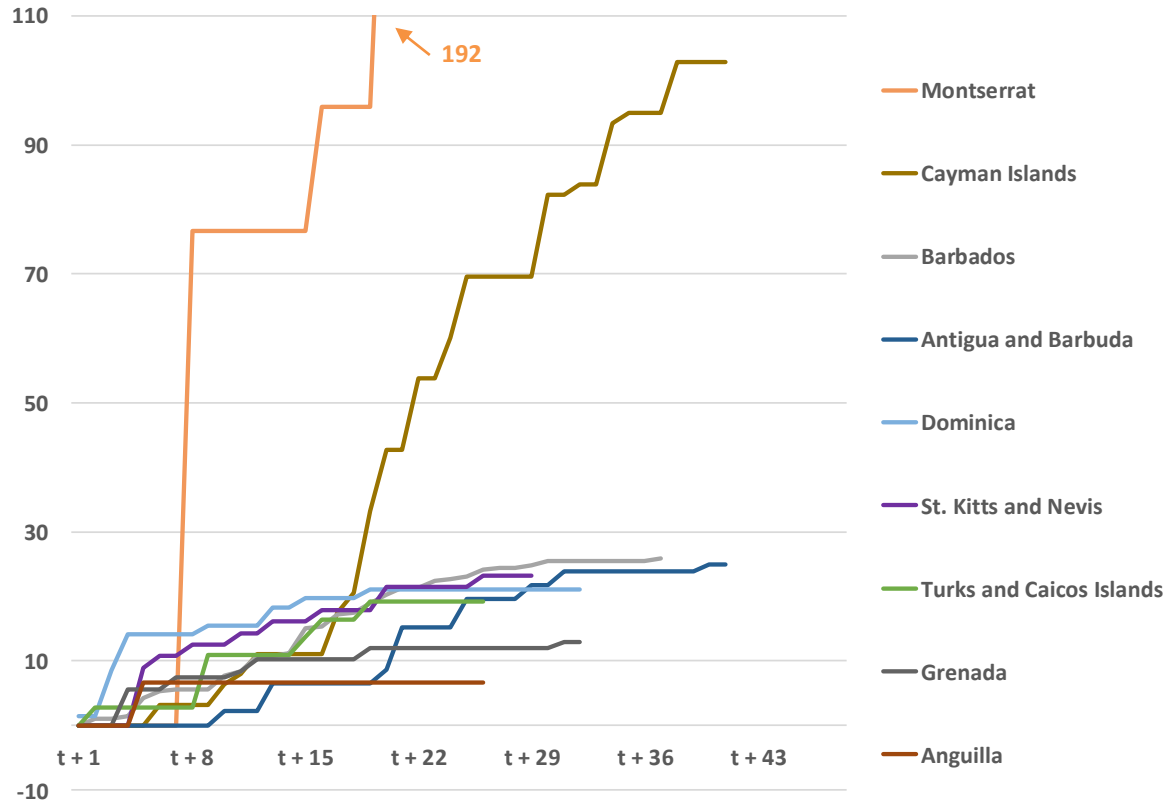


t = Day of first case in respective country





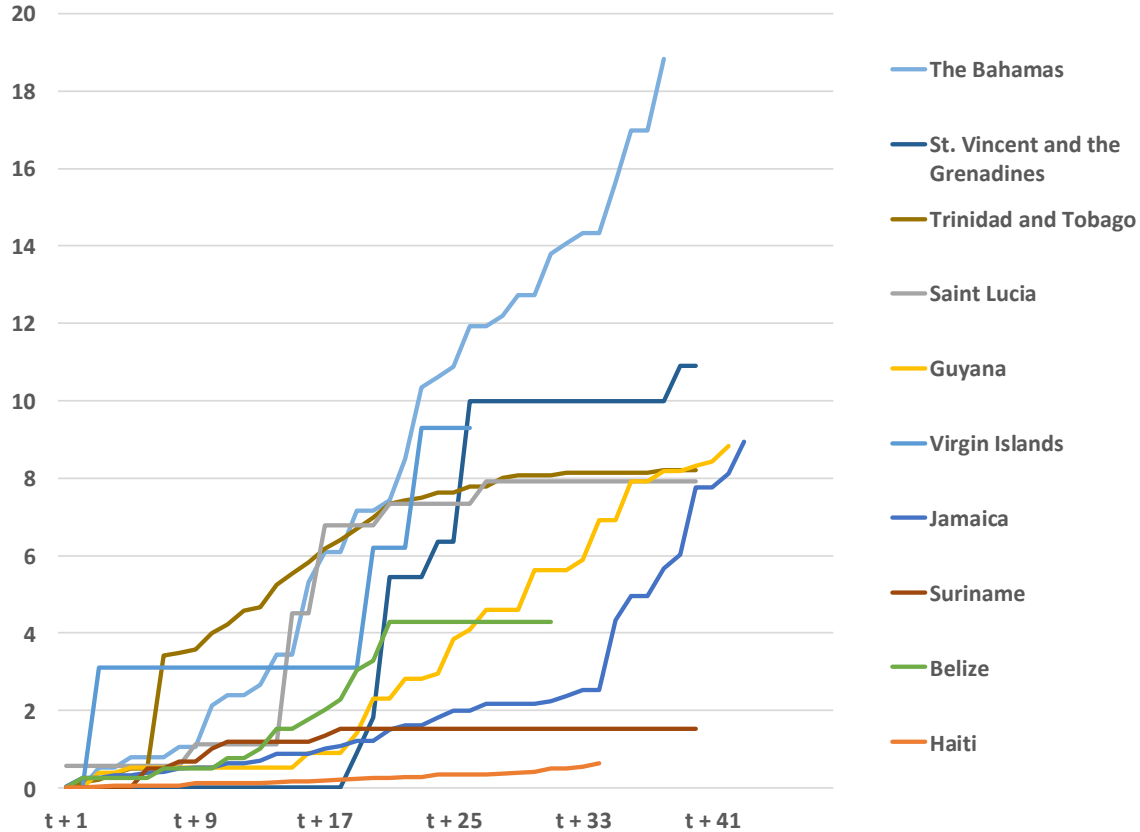
# Dynamics of New Cases per 100,000 Population



t = Day of first case in respective country



# Dynamics of New Cases per 100,000 Population



t = Day of first case in respective country



# Total Confirmed Cases, Weekly Replication Factors in BMCs, 2020

	<i>total cases as of ...</i>						<i>seven-day replication factor of total cases</i>				
	23-Apr	16-Apr	9-Apr	2-Apr	26-Mar	19-Mar	23-Apr	16-Apr	9-Apr	2-Apr	26-Mar
Anguilla	3	3	3	3	0	0	1.00	1.00	1.00	na	na
Antigua and Barbuda	24	23	19	9	7	1	1.04	1.21	2.11	1.29	7.00
The Bahamas	72	53	41	24	9	3	1.36	1.29	1.71	2.67	3.00
Barbados	76	75	66	46	18	5	1.01	1.14	1.43	2.56	3.60
Belize	18	18	9	3	2	0	1.00	2.00	3.00	1.50	na
Cayman Islands	66	60	45	28	8	3	1.10	1.33	1.61	3.50	2.67
Dominica	16	16	15	12	11	0	1.00	1.07	1.25	1.09	na
Grenada	15	14	12	10	7	0	1.07	1.17	1.20	1.43	na
Guyana	70	55	37	19	5	5	1.27	1.49	1.95	3.80	1.00
Haiti	72	41	30	16	8	0	1.76	1.37	1.88	2.00	na
Jamaica	257	143	63	47	26	15	1.80	2.27	1.34	1.81	1.73
Montserrat	11	11	9	5	5	1	1.00	1.22	1.80	1.00	5.00
Saint Lucia	15	15	14	13	3	2	1.00	1.07	1.08	4.33	1.50
St. Kitts and Nevis	15	14	11	9	2	0	1.07	1.27	1.22	4.50	na
St. Vincent and the Grenadines	13	12	12	2	1	1	1.08	1.00	6.00	2.00	1.00
Suriname	10	10	10	10	8	1	1.00	1.00	1.00	1.25	8.00
Trinidad and Tobago	115	114	109	94	65	9	1.01	1.05	1.16	1.45	7.22
Turks and Caicos Islands	11	11	8	5	0	0	1.00	1.38	1.60	na	na
Virgin Islands	5	3	3	3	0	0	1.67	1.00	1.00	na	na
<b>BMCs total</b>	<b>884</b>	<b>691</b>	<b>516</b>	<b>358</b>	<b>185</b>	<b>46</b>	<b>1.28</b>	<b>1.34</b>	<b>1.44</b>	<b>1.94</b>	<b>4.02</b>

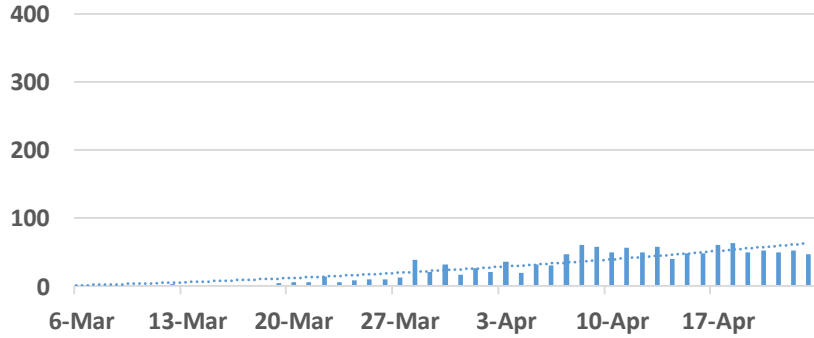
The table to the left displays total confirmed cases as of a specific date and the table to the right displays the replication factor of total confirmed cases over successive seven-day periods. Generally speaking seven-day replication factors are displaying a downward trend.

## Other Selected Caribbean Countries

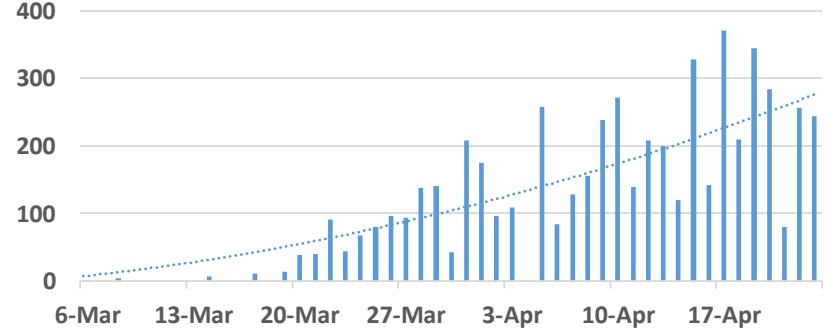


# Confirmed Cases in Other Caribbean, 2020

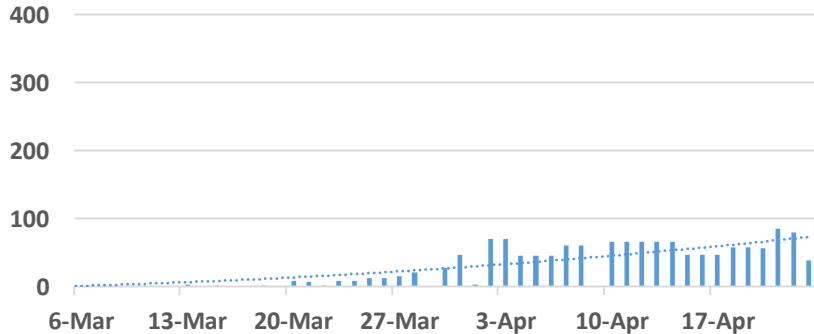
Cuba



Dominican Republic



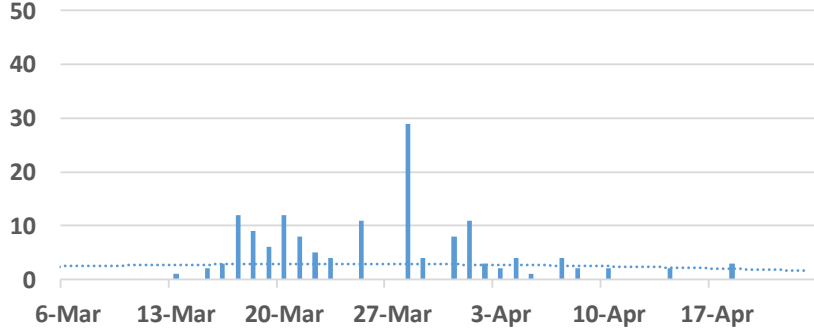
Puerto Rico



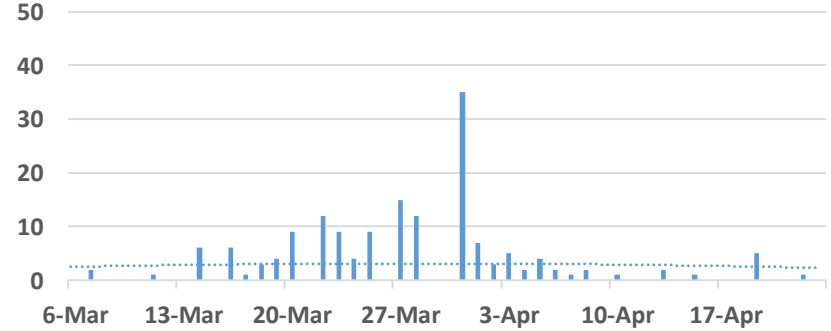


# Confirmed Cases in Other Caribbean, 2020

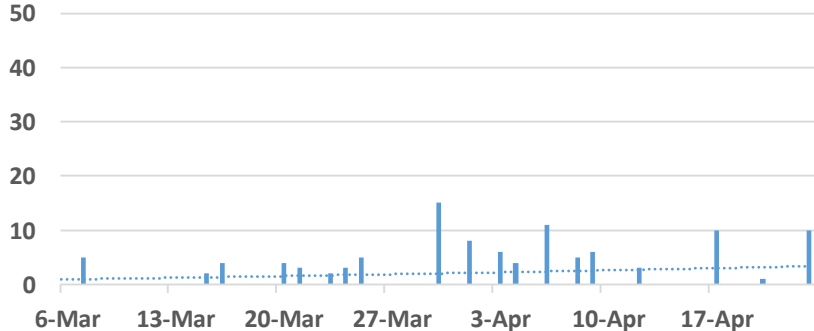
### Guadeloupe



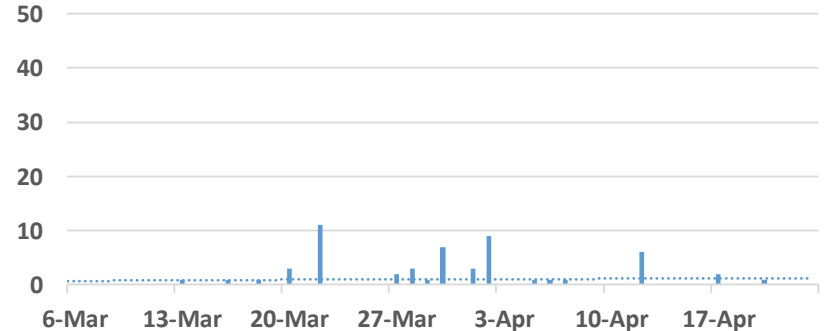
### Martinique



### French Guyana



### US Virgin Islands





# Total Confirmed Cases, Tests and Deaths in Other Caribbean, 2020

	21-Apr	22-Apr	23-Apr	7-Day Change 23-Apr	Cases	Total Tests	Deaths	Per 100,000 People Cases	Tests
Dominican Republic	80	256	243	1,788	5,543	18,261	265	52	172
Puerto Rico	85	80	38	420	1,840	12,680	69	61	417
Cuba	50	52	46	373	1,235	34,243	43	11	302
Martinique	0	1	0	6	164	na	14	44	na
Guadeloupe	0	0	0	3	148	na	12	37	na
Aruba	0	3	0	5	100	1,535	2	94	1,450
French Guiana	0	0	10	21	107	na	1	38	na
US Virgin Islands	0	0	0	3	54	731	na	52	698
St Martin	0	1	0	3	38	na	2	102	na
Sint Maarten	0	4	2	16	73	266	12	174	634
Curacao	0	0	0	0	14	304	1	9	187
Saint Barthelemy	0	0	0	0	6	na	0	61	na
<b>Other Caribbean</b>	<b>215</b>	<b>397</b>	<b>339</b>	<b>2,638</b>	<b>9,322</b>	<b>55,340</b>	<b>421</b>		
<b>BMCs</b>	<b>7</b>	<b>19</b>	<b>45</b>	<b>193</b>	<b>884</b>	<b>9,483</b>	<b>52</b>		
<b>Total Caribbean</b>	<b>222</b>	<b>416</b>	<b>384</b>	<b>2,831</b>	<b>9,782</b>	<b>64,823</b>	<b>473</b>		



# Total Confirmed Cases, Weekly Replication Factors, Other Caribbean, 2020

	<i>total cases as of ...</i>						<i>seven-day replication factor of total cases</i>				
	23-Apr	16-Apr	9-Apr	2-Apr	26-Mar	19-Mar	23-Apr	16-Apr	9-Apr	2-Apr	26-Mar
Dominican Republic	5542	3754	2348	1379	487	33	1.48	1.60	1.70	2.83	14.76
Puerto Rico	1839	1419	995	670	487	33	1.30	1.43	1.49	1.38	14.76
Cuba	1235	862	515	233	67	11	1.43	1.67	2.21	3.48	6.09
Martinique	164	158	154	138	66	23	1.04	1.03	1.12	2.09	2.87
Guadeloupe	148	145	141	128	73	33	1.02	1.03	1.10	1.75	2.21
Aruba	100	95	82	60	28	4	1.05	1.16	1.37	2.14	7.00
French Guiana	107	86	83	51	28	11	1.24	1.04	1.63	1.82	2.55
US Virgin Islands	54	51	45	42	17	3	1.06	1.13	1.07	2.47	5.67
St Martin	38	35	32	22	11	4	1.09	1.09	1.45	2.00	2.75
Sint Maarten	73	57	43	18	3	0	1.28	1.33	2.39	6.00	na
Curacao	14	14	14	11	6	3	1.00	1.00	1.27	1.83	2.00
Saint Barthelemy	3	3	3	3	0	0	1.00	1.00	1.00	na	na
Other Caribbean	9317	6679	4455	2755	1273	158	1.39	1.50	1.62	2.16	8.06
BMCs	884	691	516	358	185	46	1.28	1.34	1.44	1.94	4.02
Total Caribbean	9778	6947	4548	2690	1035	177	1.41	1.53	1.69	2.60	5.85

The table to the left displays total confirmed cases as of a specific date and the table to the right displays the replication factor of total confirmed cases over successive seven-day periods. Generally speaking seven-day replication factors are displaying a downward trend.

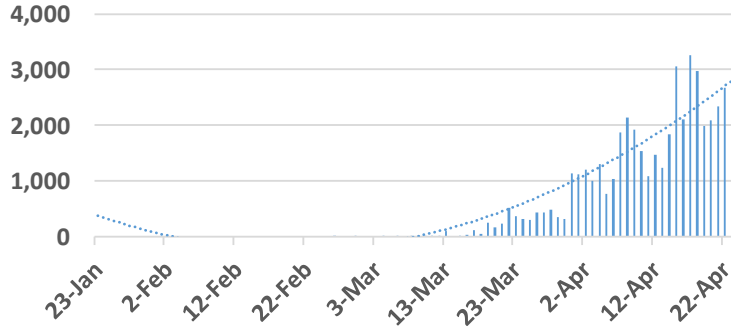


# Other CDB Member Countries and USA

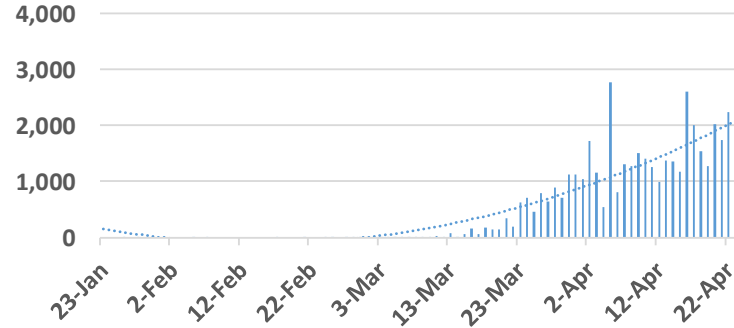


# Confirmed Cases in Other CDB Member Countries and USA, 2020

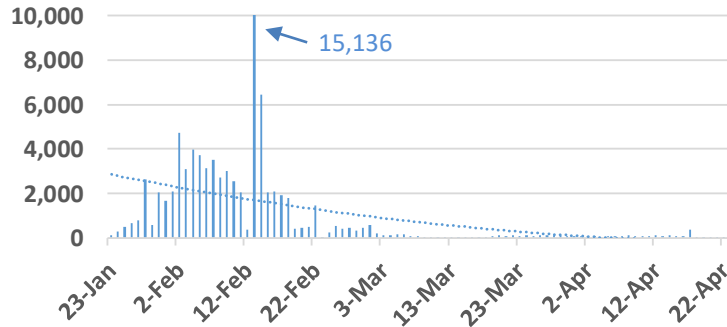
Brazil



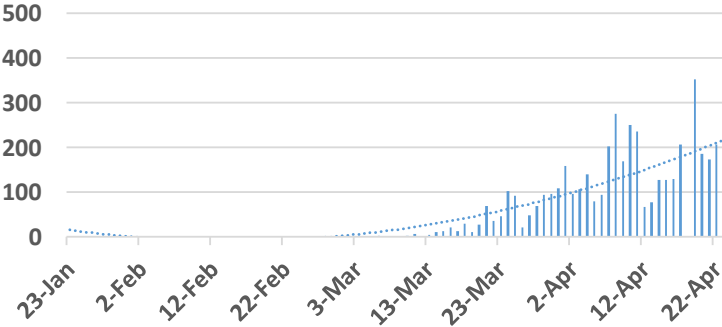
Canada



China



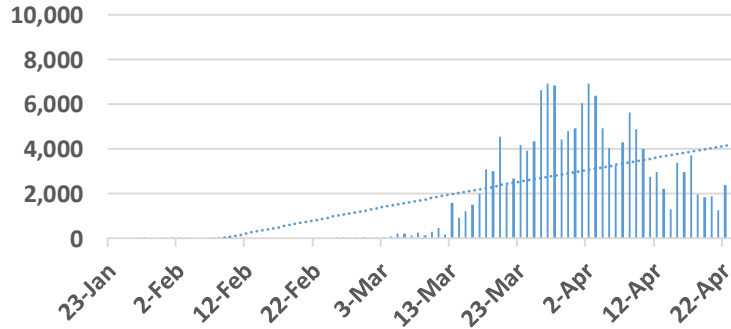
Colombia



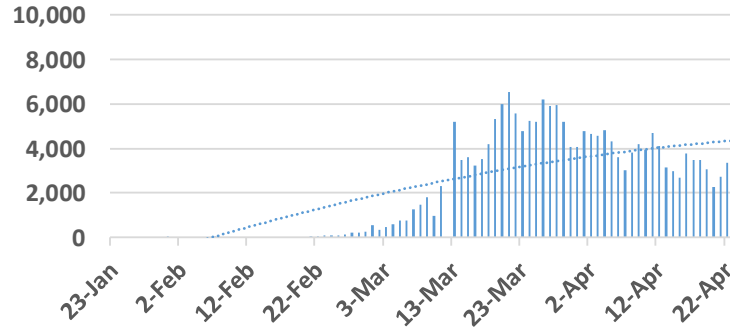


# Confirmed Cases in Other CDB Member Countries and USA, 2020

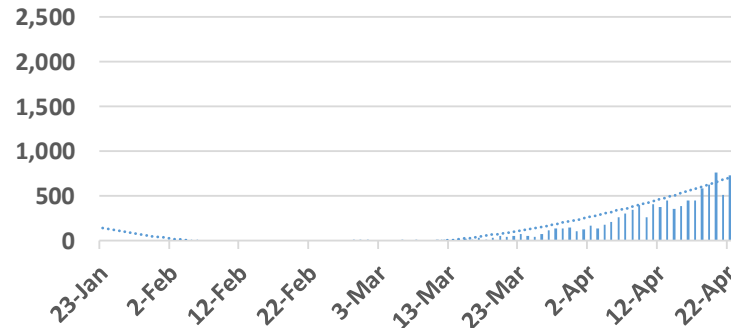
### Germany



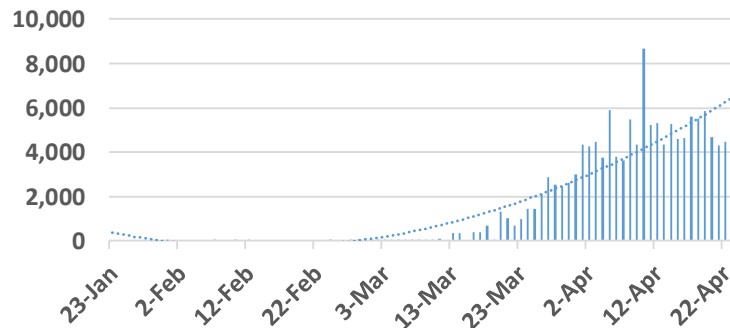
### Italy



### Mexico



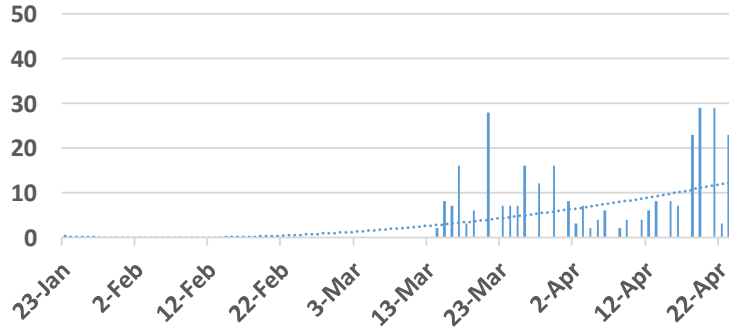
### United Kingdom



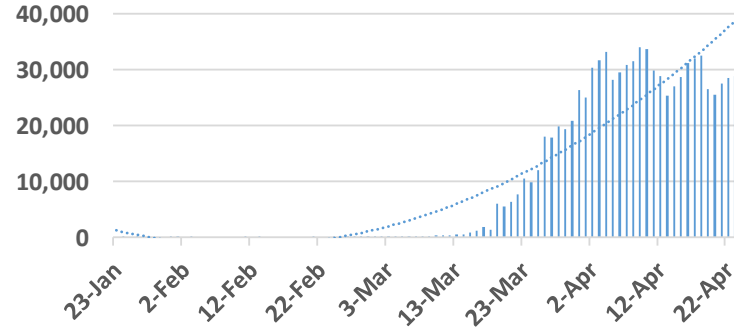


# Confirmed Cases in Other CDB Member Countries and USA, 2020

Venezuela



USA





# Credits

Economics Department  
Caribbean Development Bank  
P.O. Box 408  
Wilkey, St. Michael BB11000  
BARBADOS