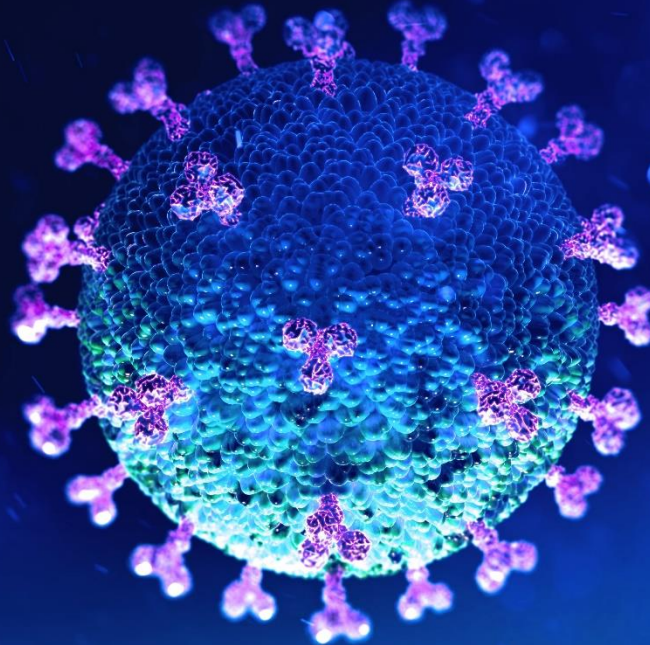




COVID-19 Pandemic in the Caribbean

New Confirmed Cases of SARS-CoV-2 Infections



Latest update: Tuesday, April 28, 2020, 10:00 p.m. AST



Disclaimer

Copyright © Caribbean Development Bank (CDB).

The opinions, findings, interpretations and conclusions expressed in this publication are those of the staff of CDB and do not necessarily reflect the official policy or position of CDB, its Board of Directors, or the countries they represent.

Statistical country data in this presentation may not be comparable across countries due to factors including but not limited to differences in demographics, health sector capacity and initial health outcomes as well as differences in overall capacities and approaches to address the crisis.

This work may be reproduced, with attribution to CDB, for any non-commercial purpose. The use of CDB's name for any purpose other than for attribution, and the use of CDB's logo shall be subject to a separate written licence agreement between CDB and the user and is not authorized as part of this licence. No derivative work is allowed.

CDB does not necessarily own each component of the content contained within this document and, therefore, does not warrant that the use of any third-party owned individual component or part contained in this work will not infringe on the rights of those third parties. Any risks of claims resulting from such infringement rest solely with the user. CDB does not guarantee the accuracy of the data included in this work.

Any dispute related to the use of the works of CDB that cannot be settled amicably shall be submitted to arbitration pursuant to the UNCITRAL rules. Nothing herein shall constitute or be deemed to constitute a waiver of the privileges and immunities of CDB, all of which are specifically reserved.



Objectives of Publication

The objectives of this publication are:

- to provide statistics and display trends regarding the spread of the Novel Coronavirus disease in Borrowing Member Countries of the Caribbean Development Bank.
- to keep the general public informed regarding the evolution of relevant data which have the potential to impact social and economic development in the Region.



Definitions

Abbreviations:

CDB - Caribbean Development Bank

BMC - Borrowing Member Country

COVID-19: Coronavirus disease 2019 as defined by the World Health Organisation. In this publication COVID-19 is used as a proxy for all infections with the severe acute respiratory syndrome coronavirus 2 (SARS-CoV-2).

Data Sources:

- Johns Hopkins University via Github.com
- Caribbean Disaster Emergency Management Agency (CDEMA) and Pan American Health Organisation (PAHO) COVID-19 Situation Reports
- Worldometers website <https://www.worldometers.info/coronavirus>
- Some data points might vary from national data due to delayed reporting

An aerial photograph of a city, likely in the Caribbean, with a blue overlay. The image shows a dense urban area with various buildings, including a prominent blue and yellow building in the center. The text 'Table of Contents' is overlaid in white on the top left of the image.

Table of Contents

Confirmed aggregated COVID-19 cases in the Caribbean Region

Confirmed COVID-19 cases in CDB's BMCs

Confirmed COVID-19 cases in Other Selected Caribbean Countries

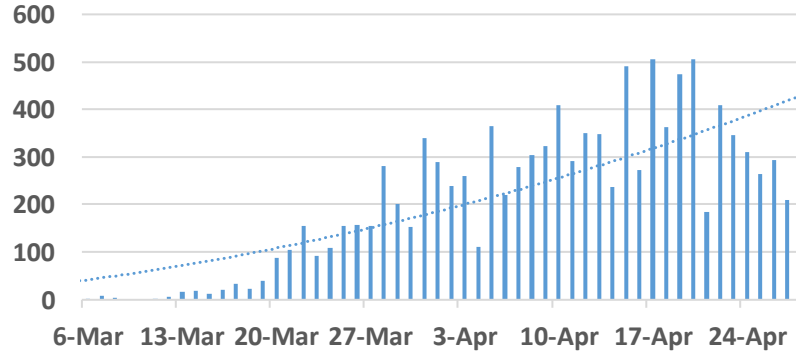
Confirmed COVID-19 cases in Other CDB Member Countries and the United States of America

Caribbean Region

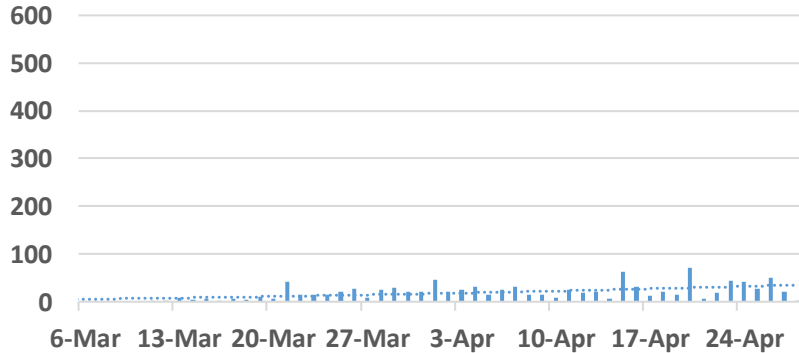


Confirmed Cases in the Caribbean, 2020

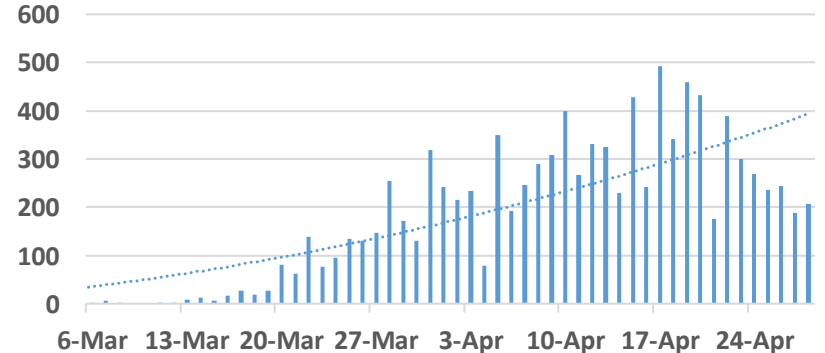
Caribbean Total



CDB's BMCs



Other Caribbean

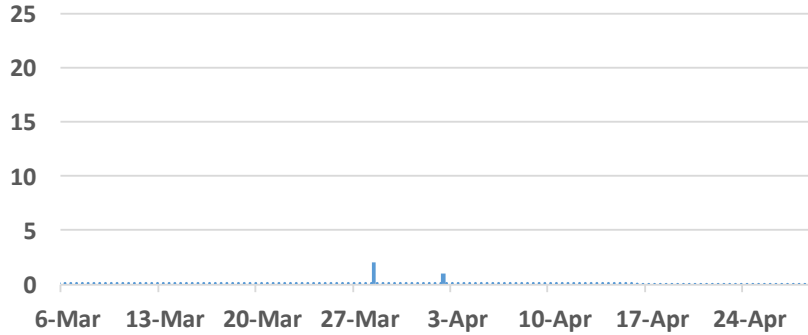


CDB's Borrowing Member Countries

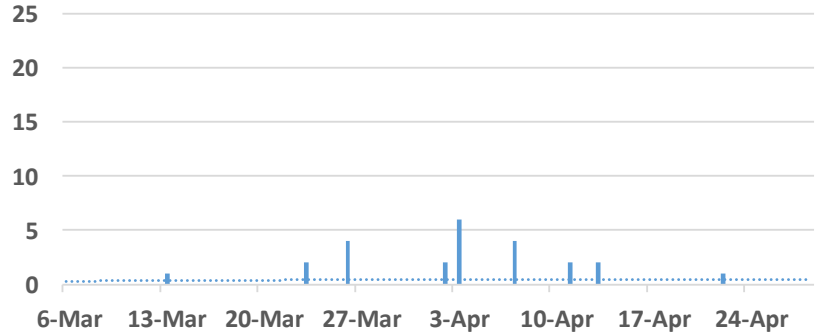


Confirmed Cases in BMCs, 2020

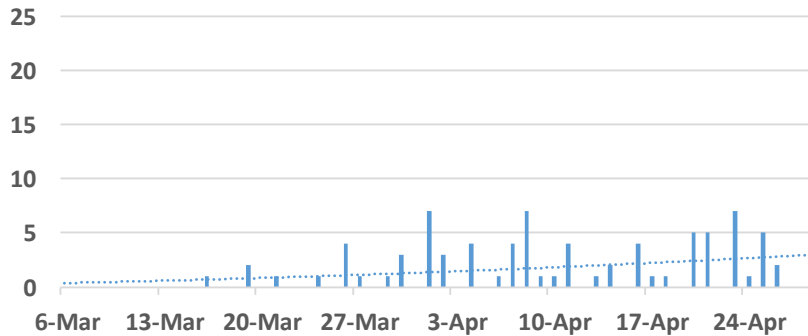
Anguilla



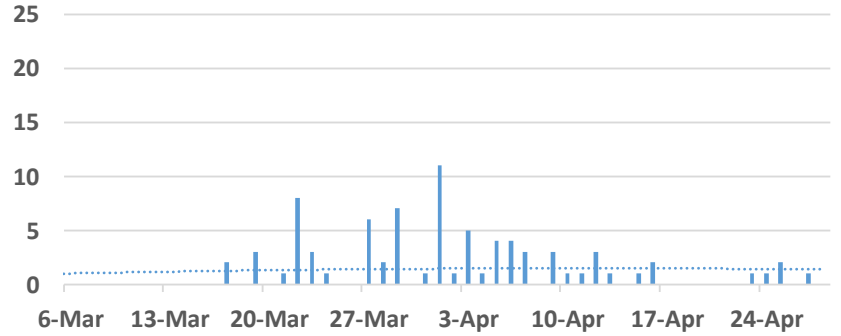
Antigua and Barbuda



The Bahamas



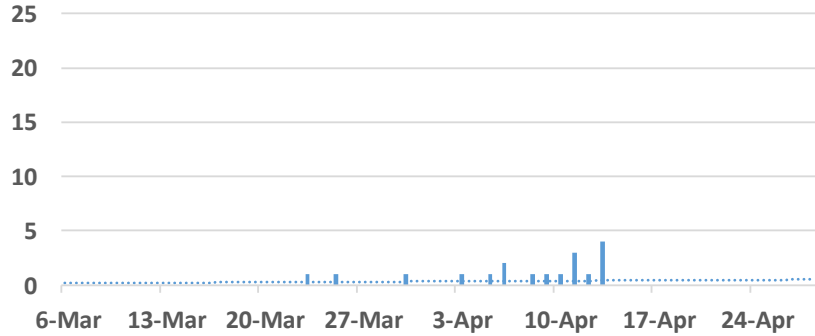
Barbados



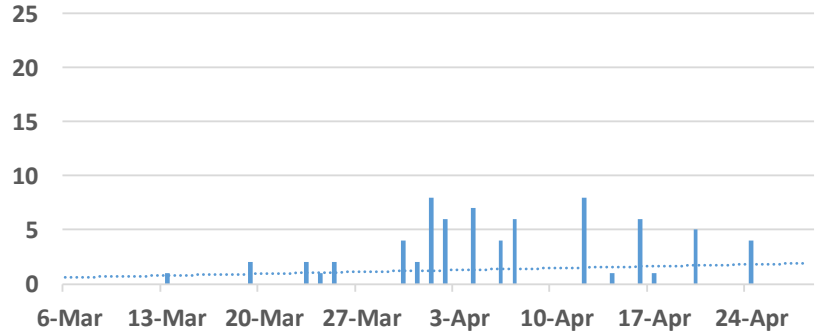


Confirmed Cases in BMCs, 2020

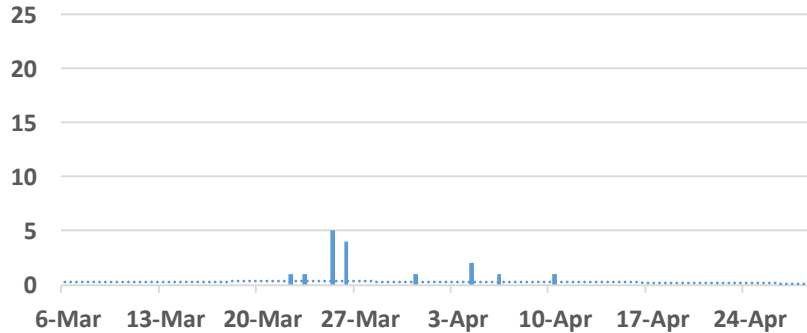
Belize



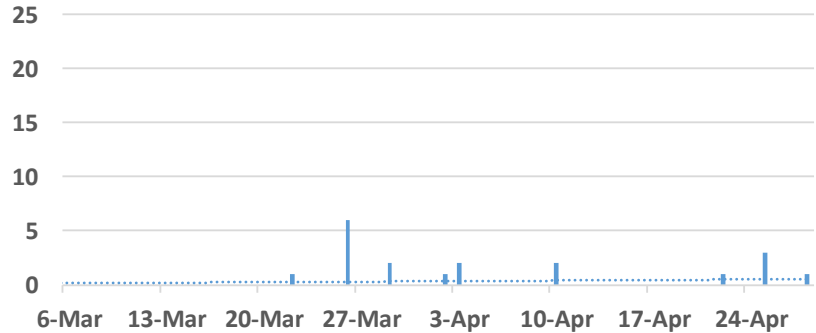
Cayman Islands



Dominica



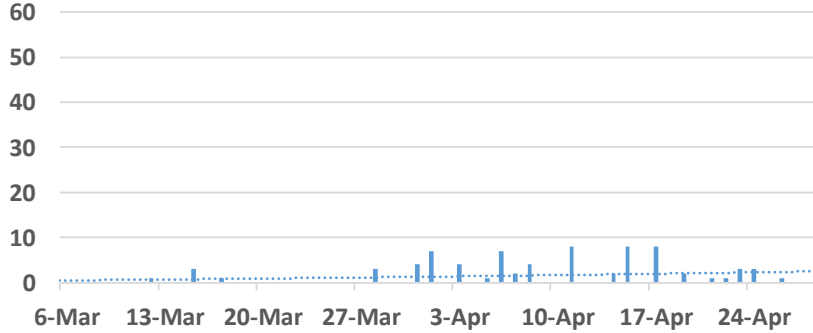
Grenada



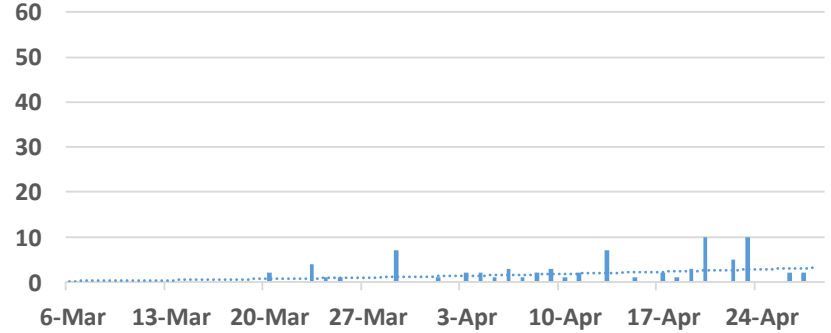


Confirmed Cases in BMCs, 2020

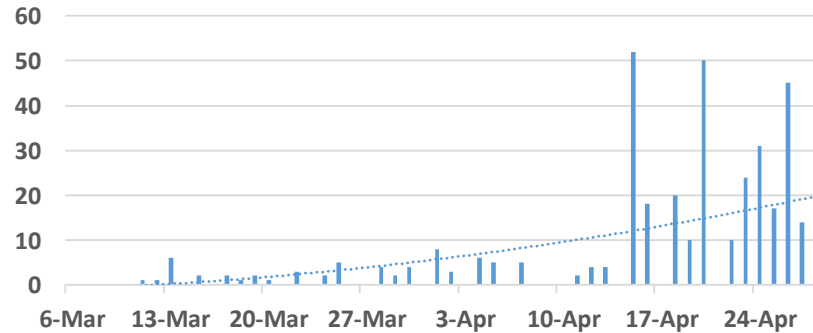
Guyana



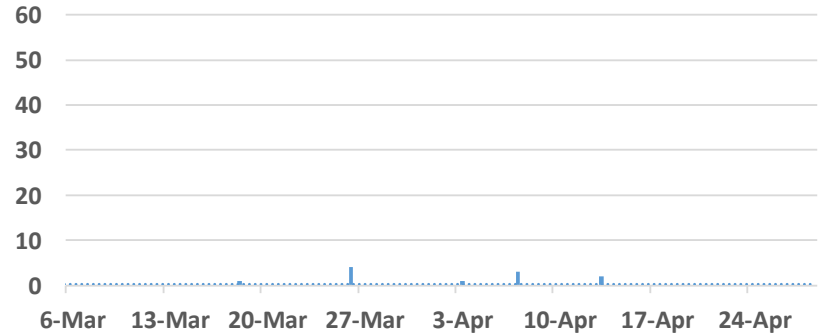
Haiti



Jamaica



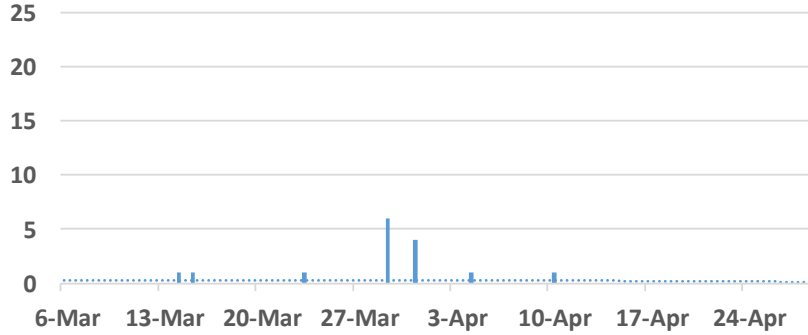
Montserrat



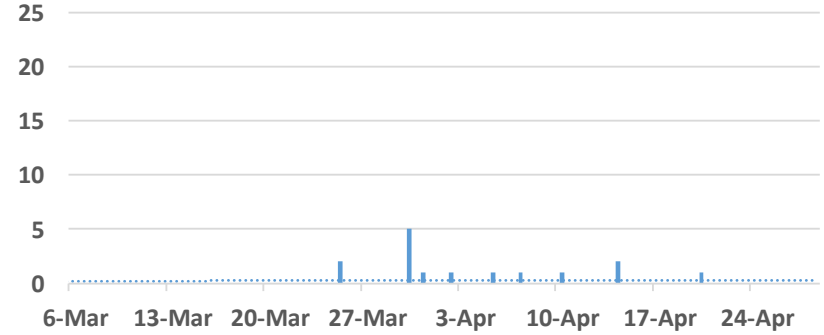


Confirmed cases in BMCs, 2020

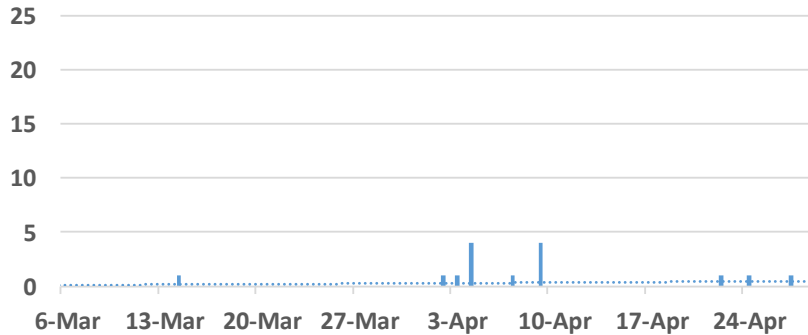
Saint Lucia



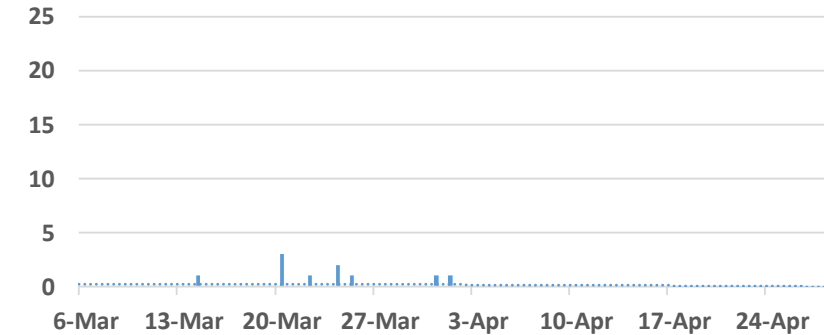
St. Kitts and Nevis



St. Vincent and the Grenadines



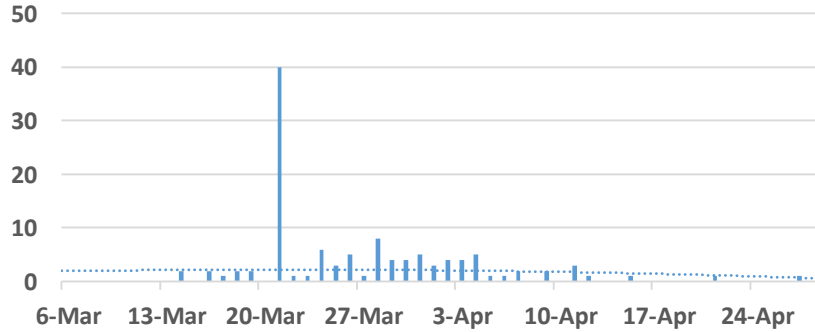
Suriname



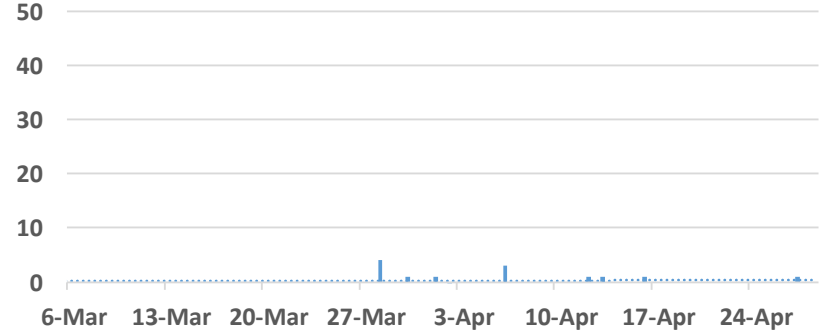


Confirmed Cases in BMCs, 2020

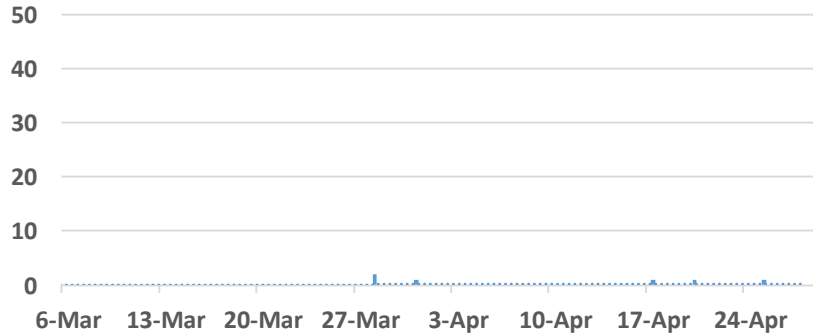
Trinidad and Tobago



Turks and Caicos Islands



Virgin Islands



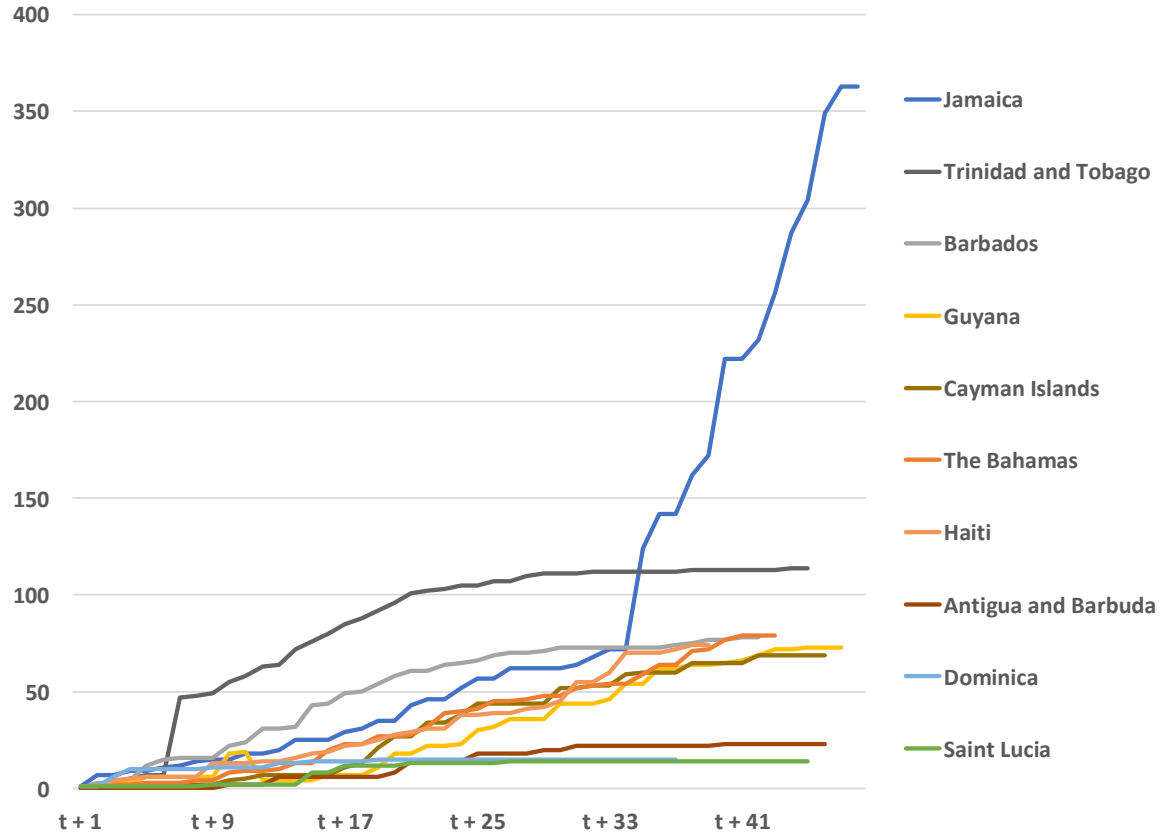


Total Confirmed Cases, Tests and Deaths in BMCs, 2020

	26-Apr	27-Apr	28-Apr	7-Day Change 28-Apr	Total Cases	Total Tests	Deaths	Per 100,000 People Cases	Per 100,000 People Tests
Anguilla	0	0	0	0	3	17	0	20	112
Antigua and Barbuda	0	0	0	1	24	113	3	26	123
The Bahamas	2	0	0	15	80	na	11	21	na
Barbados	0	1	0	5	80	1,930	6	28	675
Belize	0	0	0	0	18	995	2	5	251
Cayman Islands	0	0	0	4	70	1,148	1	111	1,817
Dominica	0	0	0	0	16	383	0	23	539
Grenada	0	0	1	5	19	175	0	18	162
Guyana	1	0	0	8	74	464	8	9	59
Haiti	2	2	0	19	76	776	6	1	7
Jamaica	45	14	0	141	364	3,621	7	13	127
Montserrat	0	0	0	0	11	36	1	211	690
Saint Lucia	0	0	0	0	15	446	0	8	252
St. Kitts and Nevis	0	0	0	0	15	293	0	27	523
St. Vincent and the Grenadines	0	1	0	3	15	108	0	14	98
Suriname	0	0	0	0	10	404	1	2	68
Trinidad and Tobago	0	1	0	1	116	1,642	8	8	119
Turks and Caicos Islands	0	1	0	1	12	83	1	33	227
Virgin Islands	0	0	0	1	6	67	1	19	208
BMCs total	50	20	1	204	1,024	12,701	56		



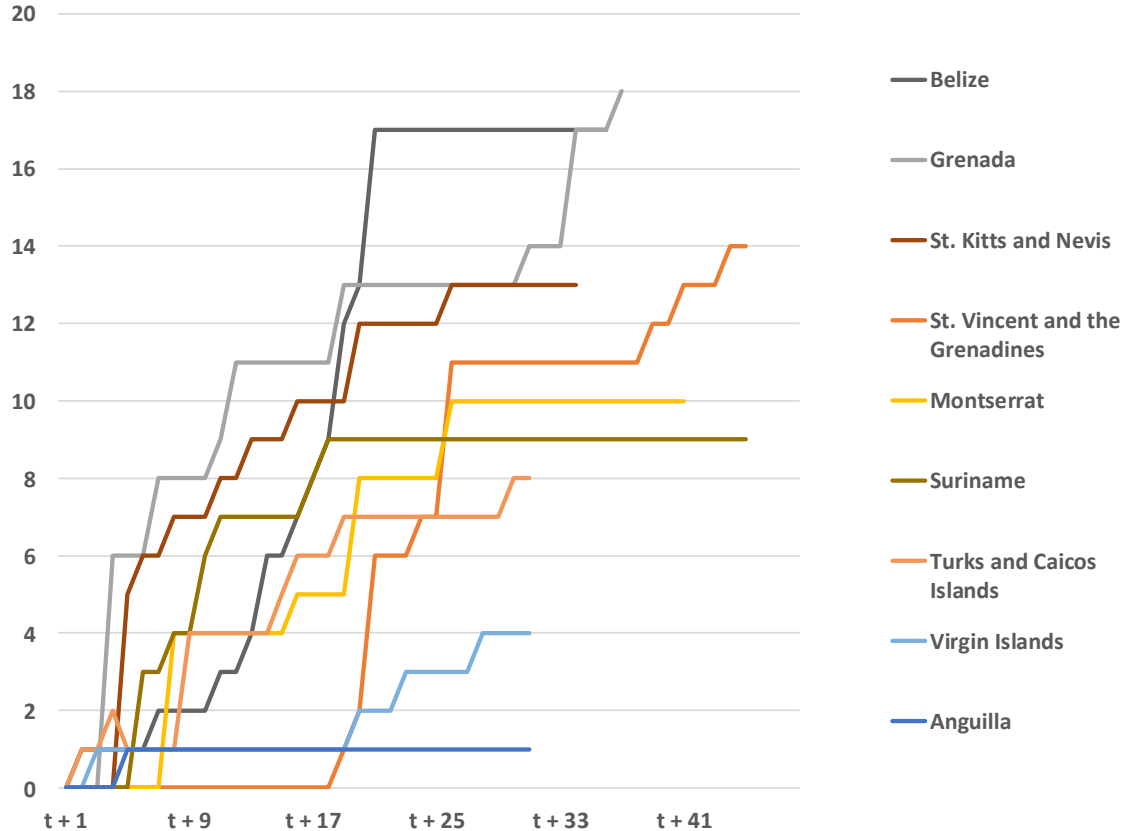
Dynamics of New Cases



t = Day of first case in respective country



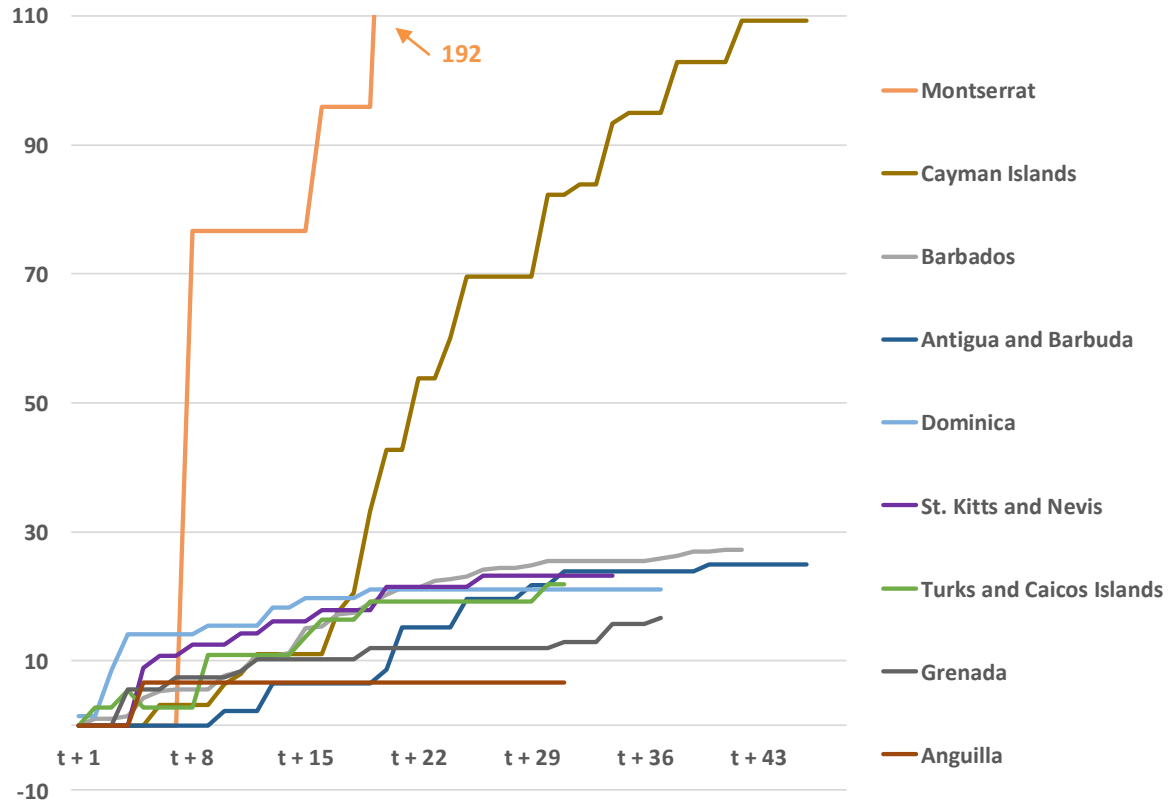
Dynamics of New Cases



t = Day of first case in respective country



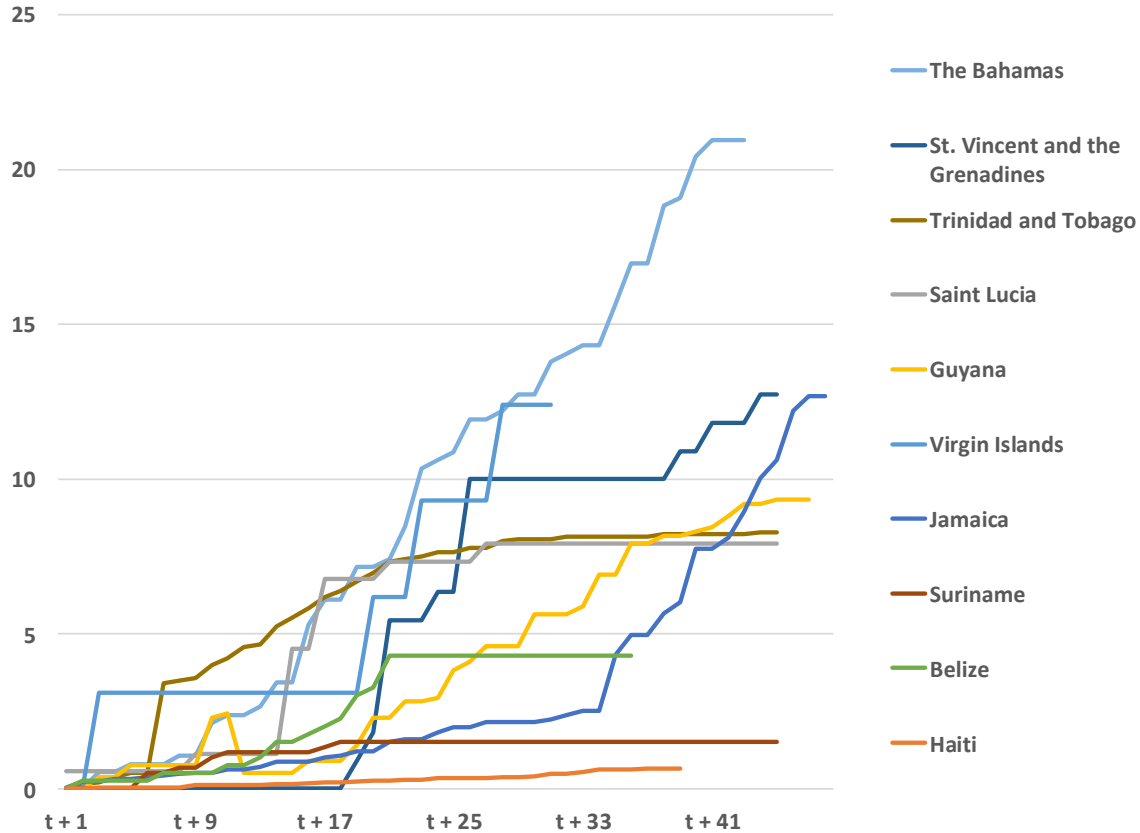
Dynamics of New Cases per 100,000 Population



t = Day of first case in respective country



Dynamics of New Cases per 100,000 Population



t = Day of first case in respective country



Total Confirmed Cases, Weekly Replication Factors in BMCs, 2020

	<i>total cases as of ...</i>						<i>seven-day replication factor of total cases</i>				
	28-Apr	21-Apr	14-Apr	7-Apr	31-Mar	24-Mar	28-Apr	21-Apr	14-Apr	7-Apr	31-Mar
Anguilla	3	3	3	3	2	0	1.00	1.00	1.00	1.50	na
Antigua and Barbuda	24	23	23	19	7	3	1.04	1.00	1.21	2.71	2.33
The Bahamas	80	65	49	33	14	5	1.23	1.33	1.48	2.36	2.80
Barbados	80	75	72	63	34	18	1.07	1.04	1.14	1.85	1.89
Belize	18	18	18	7	3	1	1.00	1.00	2.57	2.33	3.00
Cayman Islands	70	66	54	45	14	6	1.06	1.22	1.20	3.21	2.33
Dominica	16	16	16	15	12	2	1.00	1.00	1.07	1.25	6.00
Grenada	19	14	14	12	9	1	1.36	1.00	1.17	1.33	9.00
Guyana	74	66	47	33	12	5	1.12	1.40	1.42	2.75	2.40
Haiti	76	57	40	25	15	7	1.33	1.43	1.60	1.67	2.14
Jamaica	364	223	73	63	36	21	1.63	3.05	1.16	1.75	1.71
Montserrat	11	11	11	9	5	1	1.00	1.00	1.22	1.80	5.00
Saint Lucia	15	15	15	14	13	3	1.00	1.00	1.07	1.08	4.33
St. Kitts and Nevis	15	15	14	11	8	0	1.00	1.07	1.27	1.38	na
St. Vincent and the Grenadines	15	12	12	8	1	1	1.25	1.00	1.50	8.00	1.00
Suriname	10	10	10	10	9	7	1.00	1.00	1.00	1.11	1.29
Trinidad and Tobago	116	115	113	107	87	57	1.01	1.02	1.06	1.23	1.53
Turks and Caicos Islands	12	11	10	8	5	0	1.09	1.10	1.25	1.60	na
Virgin Islands	6	5	3	3	3	0	1.20	1.67	1.00	1.00	na
BMCs total	1024	820	597	488	289	138	1.25	1.37	1.22	1.69	2.09

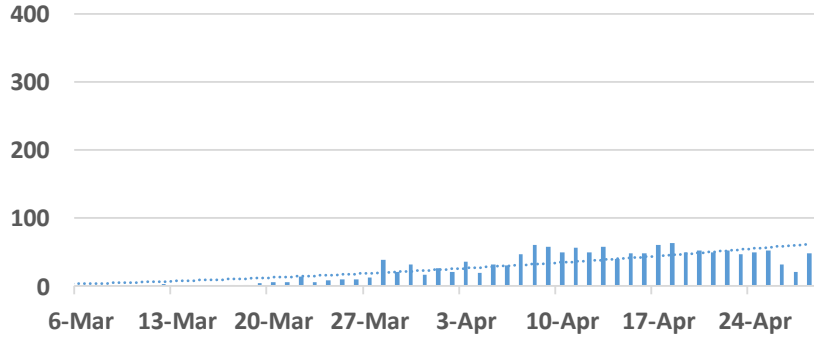
The table to the left displays total confirmed cases as of a specific date and the table to the right displays the replication factor of total confirmed cases over successive seven-day periods. Generally speaking seven-day replication factors are displaying a downward trend.

Other Selected Caribbean Countries

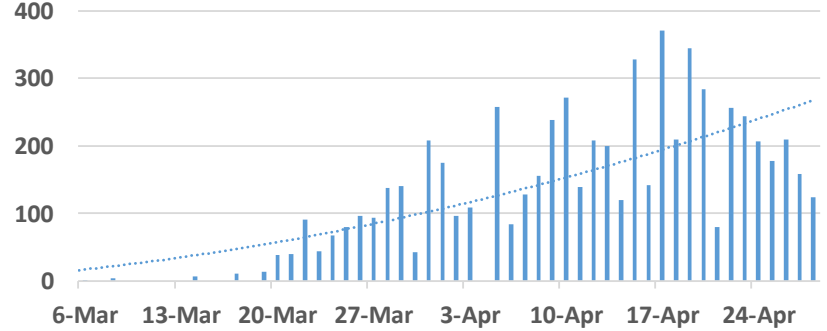


Confirmed Cases in Other Caribbean, 2020

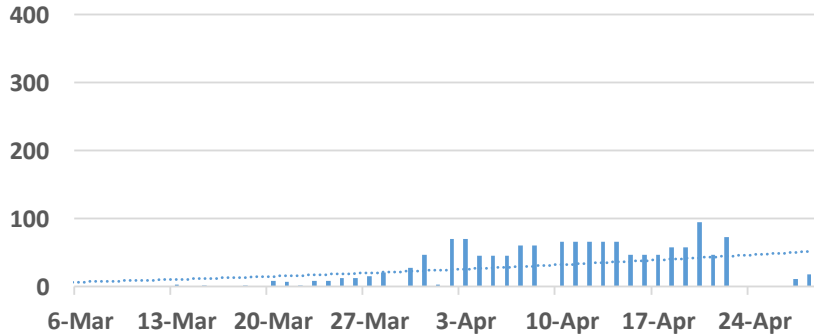
Cuba



Dominican Republic



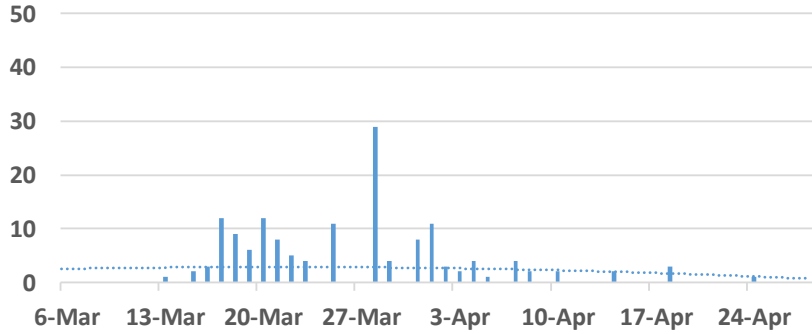
Puerto Rico



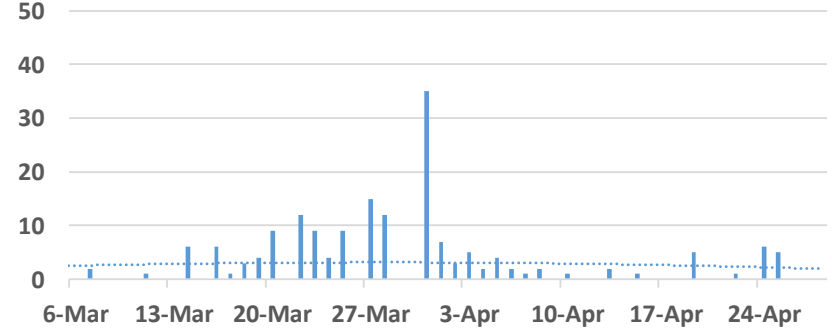


Confirmed Cases in Other Caribbean, 2020

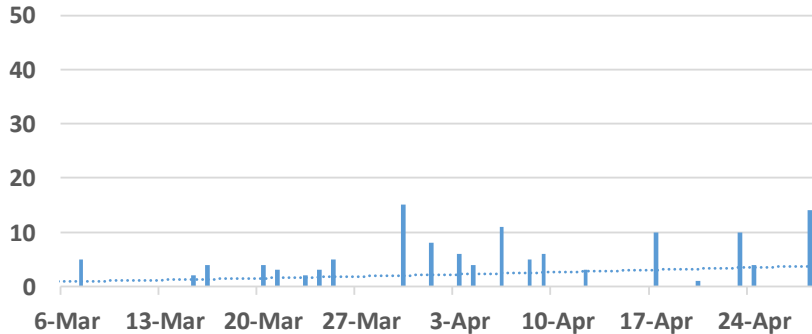
Guadeloupe



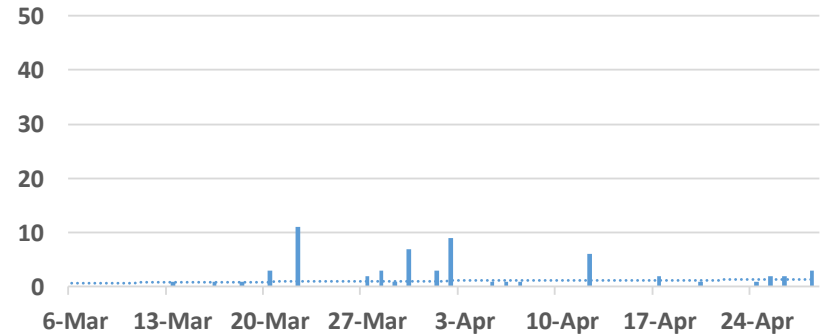
Martinique



French Guyana



US Virgin Islands





Total Confirmed Cases, Tests and Deaths in Other Caribbean, 2020

	26-Apr	27-Apr	28-Apr	7-Day Change	Total			Per 100,000 People	
				28-Apr	Cases	Tests	Deaths	Cases	Tests
Dominican Republic	209	158	123	1,372	6,416	23,979	286	60	226
Puerto Rico	0	11	18	102	1,400	12,680	86	46	417
Cuba	32	20	48	300	1,437	43,508	58	13	384
Martinique	0	0	0	12	175	na	14	47	na
Guadeloupe	0	0	0	1	149	na	12	37	na
Aruba	0	0	0	3	100	1,649	2	94	1,558
French Guiana	0	0	14	28	125	na	1	44	na
US Virgin Islands	2	0	3	8	62	872	4	59	833
St Martin	0	0	0	1	38	na	3	102	na
Sint Maarten	1	0	1	8	75	302	13	179	720
Curacao	0	0	0	2	16	304	1	10	187
Saint Barthelemy	0	0	0	0	6	na	0	61	na
Other Caribbean	244	189	207	1,837	9,999	70,614	480		
BMCs	50	20	1	204	1,024	12,701	56		
Total Caribbean	294	209	208	2,041	11,023	83,315	536		



Total Confirmed Cases, Weekly Replication Factors, Other Caribbean, 2020

	<i>total cases as of ...</i>						<i>seven-day replication factor of total cases</i>				
	28-Apr	21-Apr	14-Apr	7-Apr	31-Mar	24-Mar	28-Apr	21-Apr	14-Apr	7-Apr	31-Mar
Dominican Republic	6411	5039	3281	1951	1104	307	1.27	1.54	1.68	1.77	3.60
Puerto Rico	1400	1298	902	513	174	39	1.08	1.44	1.76	2.95	4.46
Cuba	1437	1137	766	396	186	48	1.26	1.48	1.93	2.13	3.88
Martinique	173	161	155	150	126	55	1.07	1.04	1.03	1.19	2.29
Guadeloupe	149	148	145	139	114	62	1.01	1.02	1.04	1.22	1.84
Aruba	100	97	92	74	55	12	1.03	1.05	1.24	1.35	4.58
French Guiana	120	92	81	67	38	18	1.30	1.14	1.21	1.76	2.11
US Virgin Islands	62	54	51	45	30	17	1.15	1.06	1.13	1.50	1.76
St Martin	36	35	30	30	13	6	1.03	1.17	1.00	2.31	2.17
Sint Maarten	75	67	52	40	6	2	1.12	1.29	1.30	6.67	3.00
Curacao	16	14	14	13	11	6	1.14	1.00	1.08	1.18	1.83
Saint Barthelemy	5	5	5	5	5	2	1.00	1.00	1.00	1.00	2.50
Other Caribbean	9984	8147	5574	3423	1862	574	1.23	1.46	1.63	1.84	3.24
BMCs	1024	820	597	488	289	138	1.25	1.37	1.22	1.69	2.09
Total Caribbean	11008	8967	6171	3911	2151	712	1.23	1.45	1.58	1.82	3.02

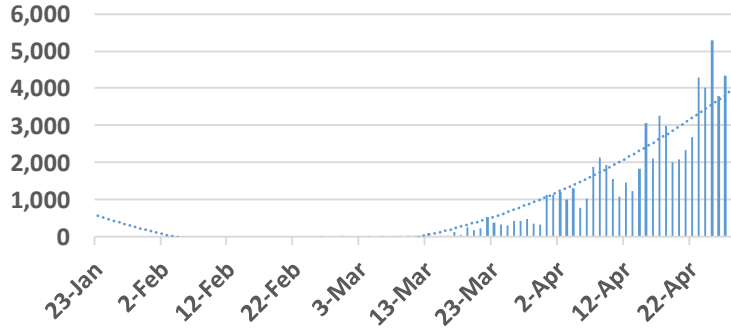
The table to the left displays total confirmed cases as of a specific date and the table to the right displays the replication factor of total confirmed cases over successive seven-day periods. Generally speaking seven-day replication factors are displaying a downward trend.

Other CDB Member Countries and USA

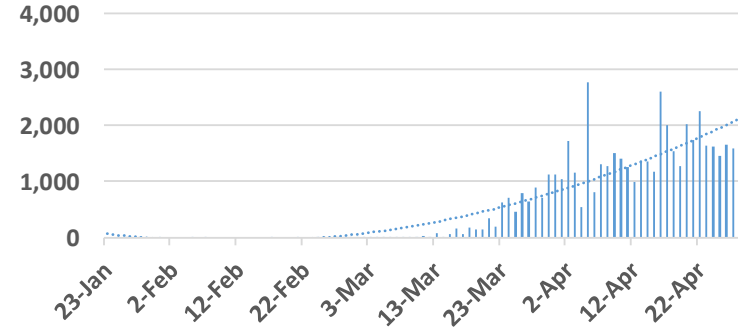


Confirmed Cases in Other CDB Member Countries and USA, 2020

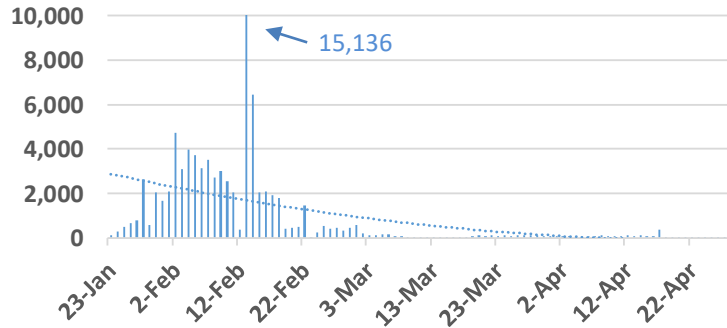
Brazil



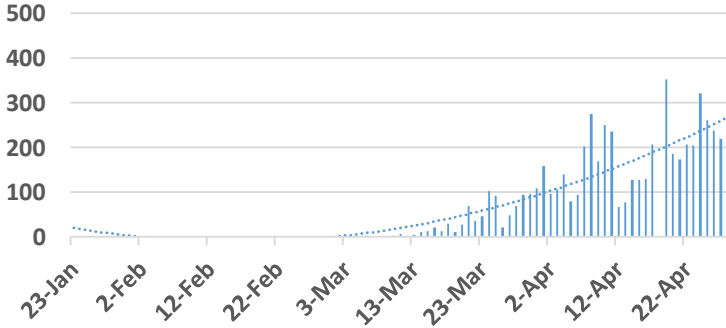
Canada



China



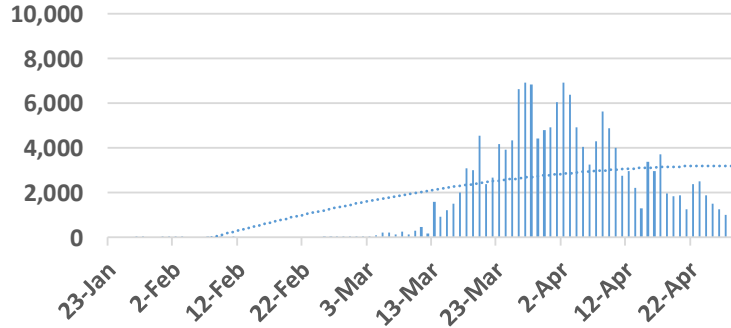
Colombia



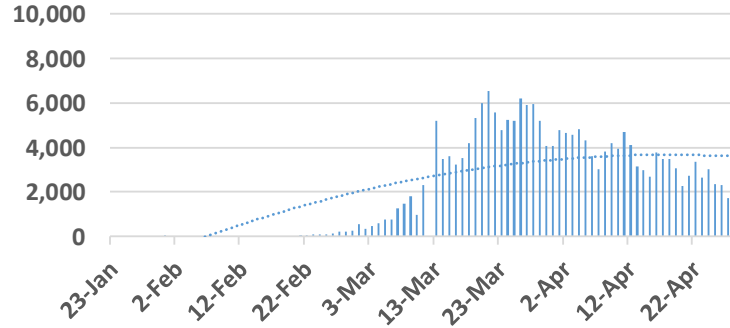


Confirmed Cases in Other CDB Member Countries and USA, 2020

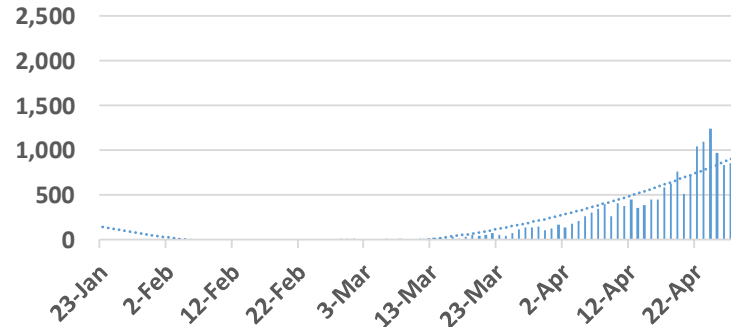
Germany



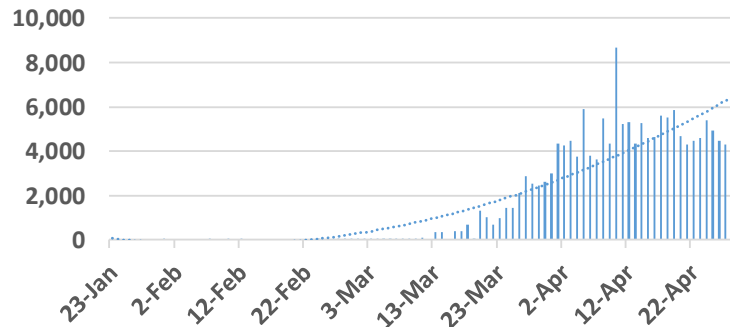
Italy



Mexico



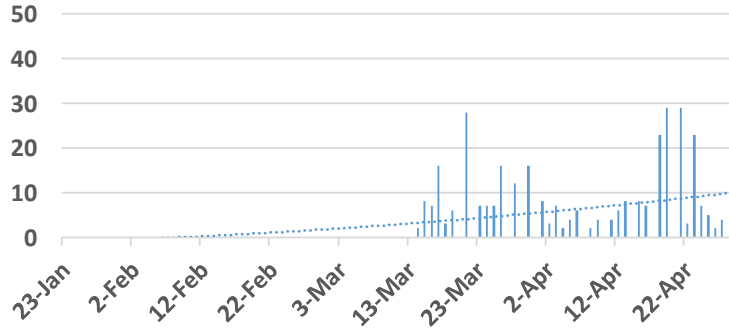
United Kingdom



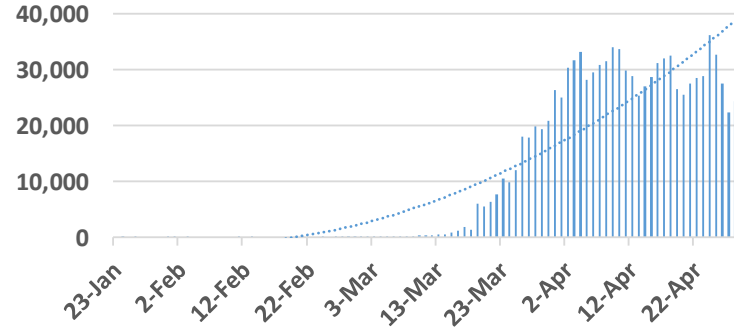


Confirmed Cases in Other CDB Member Countries and USA, 2020

Venezuela



USA





Credits

Economics Department
Caribbean Development Bank
P.O. Box 408
Wilkey, St. Michael BB11000
BARBADOS