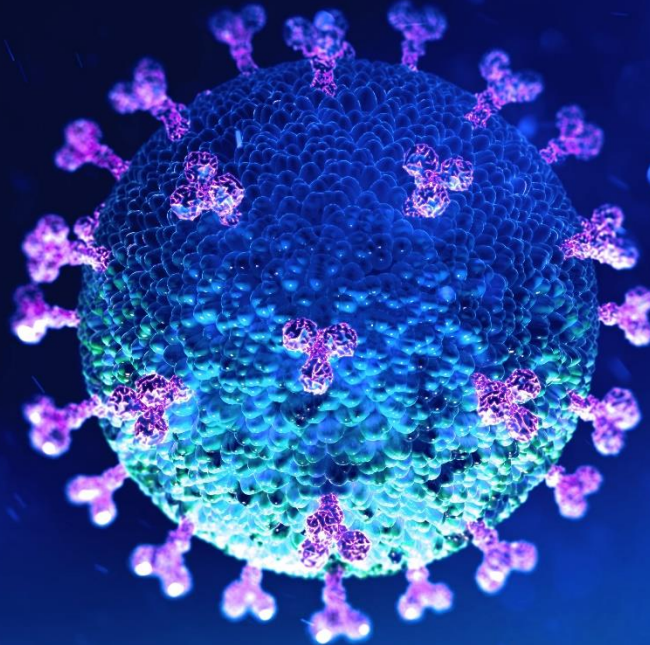




COVID-19 Pandemic in the Caribbean

New Confirmed Cases of SARS-CoV-2 Infections



Latest update: Thursday, June 04, 2020, 10:00 p.m. AST



Disclaimer

Copyright © Caribbean Development Bank (CDB).

The opinions, findings, interpretations and conclusions expressed in this publication are those of the staff of CDB and do not necessarily reflect the official policy or position of CDB, its Board of Directors, or the countries they represent.

Statistical country data in this presentation may not be comparable across countries due to factors including but not limited to differences in demographics, health sector capacity and initial health outcomes as well as differences in overall capacities and approaches to address the crisis.

This work may be reproduced, with attribution to CDB, for any non-commercial purpose. The use of CDB's name for any purpose other than for attribution, and the use of CDB's logo shall be subject to a separate written licence agreement between CDB and the user and is not authorized as part of this licence. No derivative work is allowed.

CDB does not necessarily own each component of the content contained within this document and, therefore, does not warrant that the use of any third-party owned individual component or part contained in this work will not infringe on the rights of those third parties. Any risks of claims resulting from such infringement rest solely with the user. CDB does not guarantee the accuracy of the data included in this work.

Any dispute related to the use of the works of CDB that cannot be settled amicably shall be submitted to arbitration pursuant to the UNCITRAL rules. Nothing herein shall constitute or be deemed to constitute a waiver of the privileges and immunities of CDB, all of which are specifically reserved.



Objectives of Publication

The objectives of this publication are:

- to provide statistics and display trends regarding the spread of the Novel Coronavirus disease in Borrowing Member Countries of the Caribbean Development Bank.
- to keep the general public informed regarding the evolution of relevant data which have the potential to impact social and economic development in the Region.



Definitions

Abbreviations:

CDB - Caribbean Development Bank

BMC - Borrowing Member Country

COVID-19: Coronavirus disease 2019 as defined by the World Health Organisation. In this publication COVID-19 is used as a proxy for all infections with the severe acute respiratory syndrome coronavirus 2 (SARS-CoV-2).

Data Sources:

- Johns Hopkins University via Github.com
- Caribbean Disaster Emergency Management Agency (CDEMA) and Pan American Health Organisation (PAHO) COVID-19 Situation Reports
- Worldometers website <https://www.worldometers.info/coronavirus>
- Some data points might vary from national data due to delayed reporting

An aerial photograph of a city, likely in the Caribbean, with a blue semi-transparent overlay. The city features a mix of low-rise and mid-rise buildings, some with colorful facades. The text 'Table of Contents' is overlaid in white on the top left.

Table of Contents

Confirmed aggregated COVID-19 cases in the Caribbean Region

Confirmed COVID-19 cases in CDB's BMCs

Confirmed COVID-19 cases in Other Selected Caribbean Countries

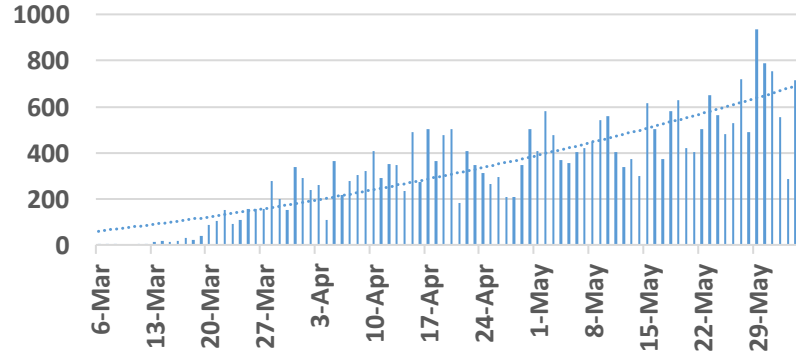
Confirmed COVID-19 cases in Other CDB Member Countries and the United States of America

Caribbean Region

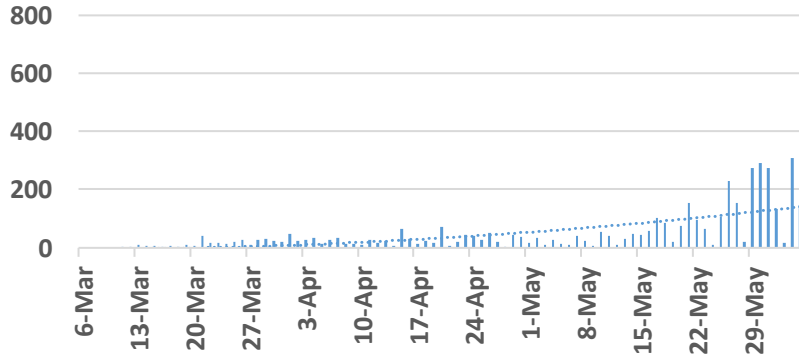


Confirmed Cases in the Caribbean, 2020

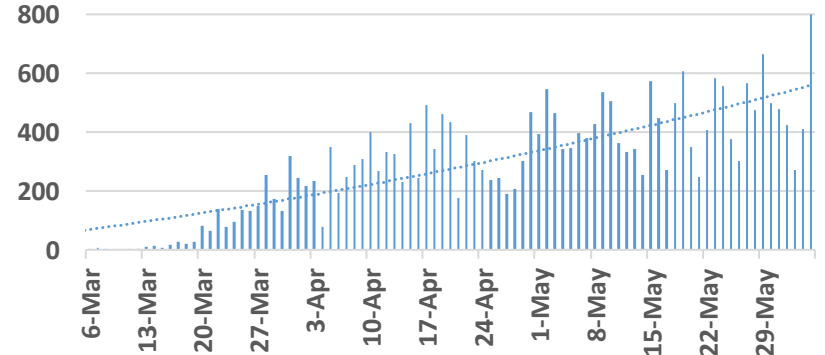
Caribbean Total



CDB's BMCs



Other Caribbean

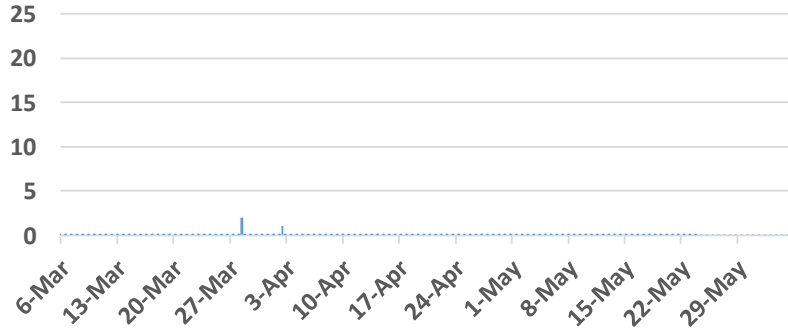


CDB's Borrowing Member Countries

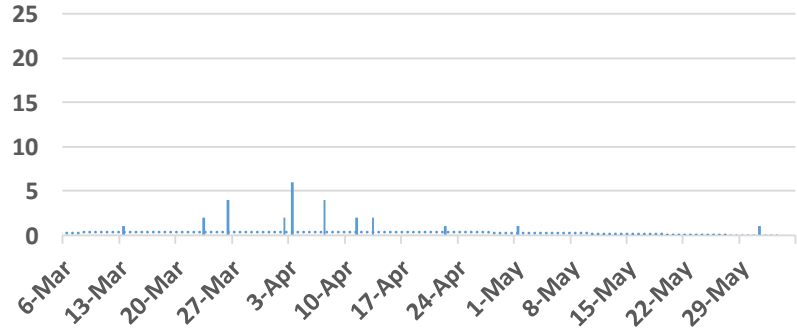


Confirmed Cases in BMCs, 2020

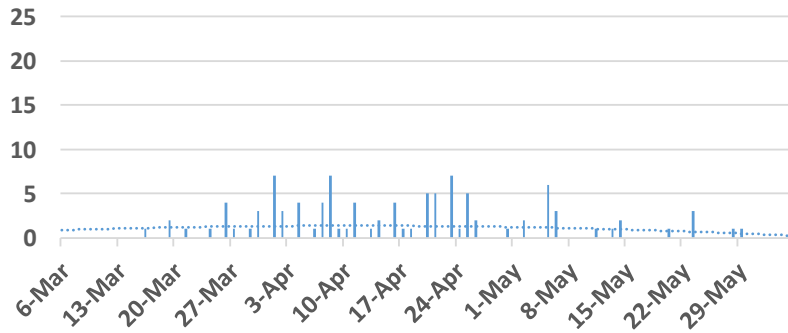
Anguilla



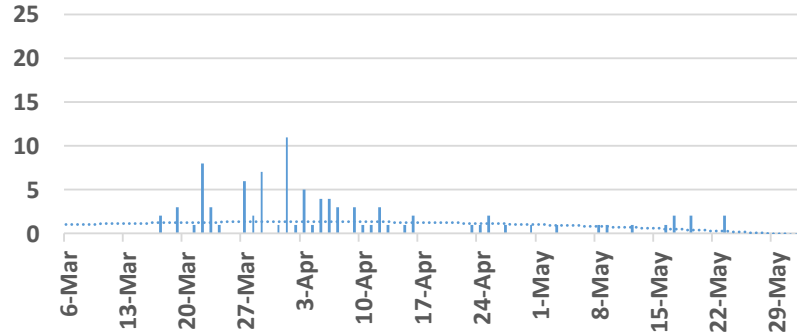
Antigua and Barbuda



The Bahamas



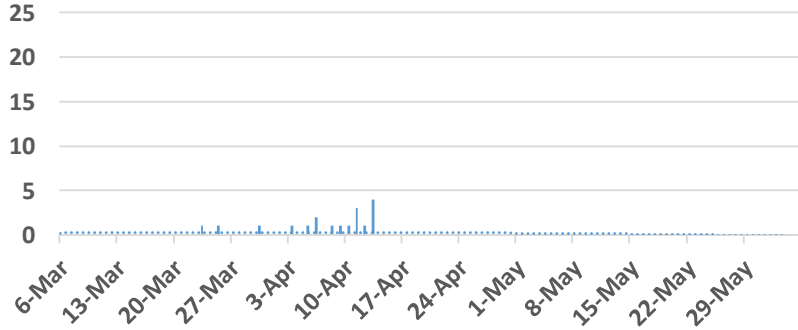
Barbados



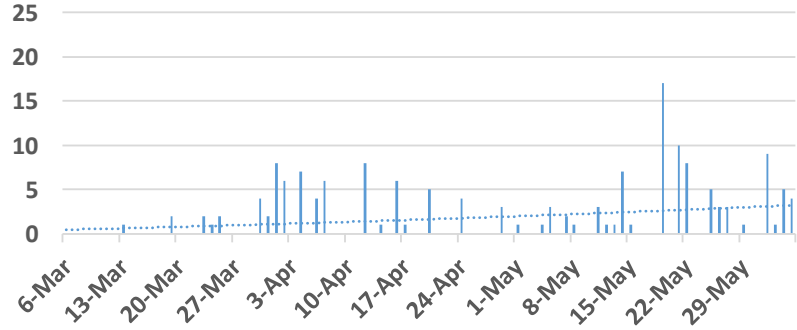


Confirmed Cases in BMCs, 2020

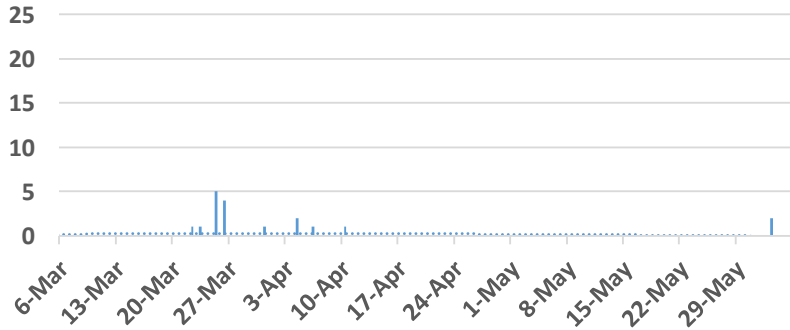
Belize



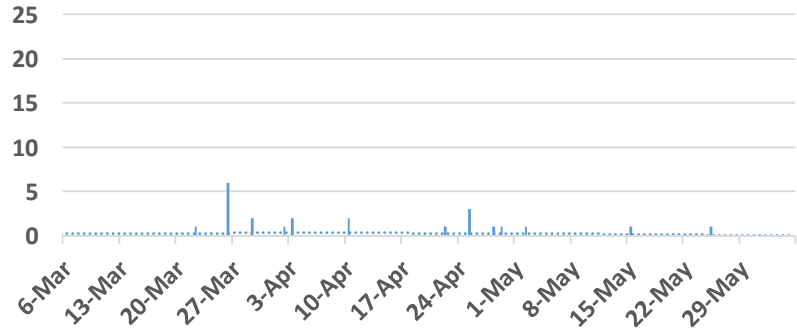
Cayman Islands



Dominica



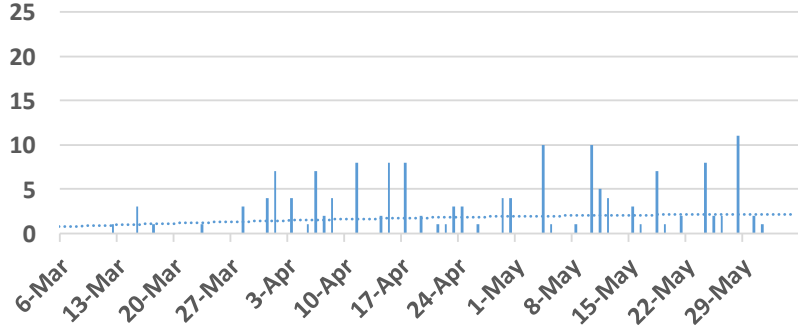
Grenada



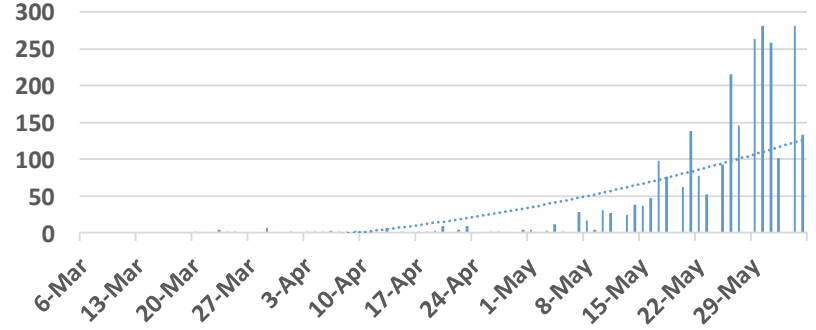


Confirmed Cases in BMCs, 2020

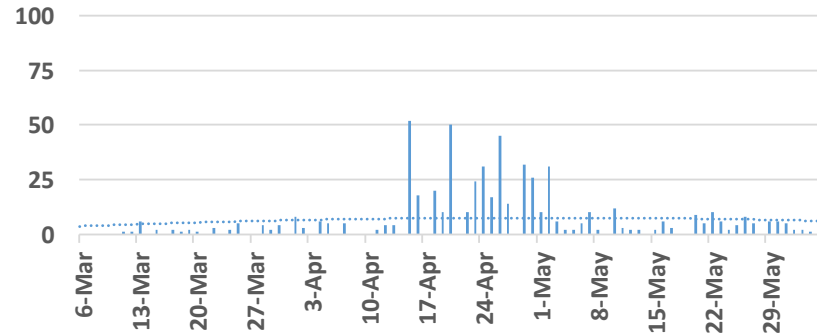
Guyana



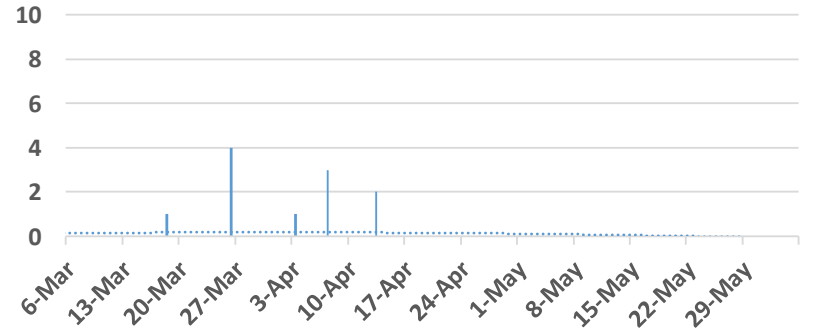
Haiti



Jamaica



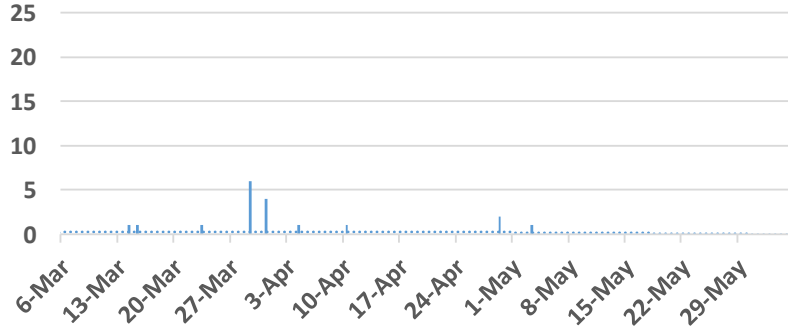
Montserrat



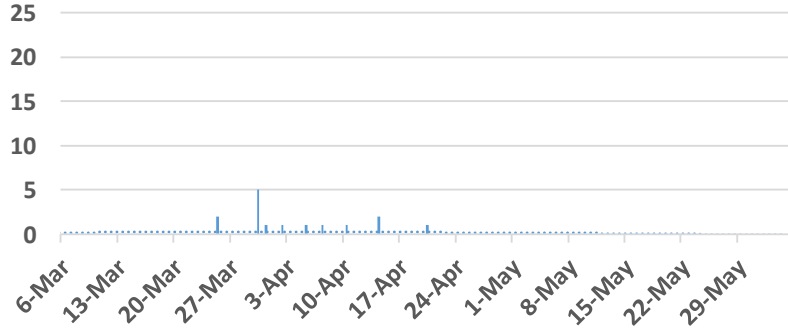


Confirmed cases in BMCs, 2020

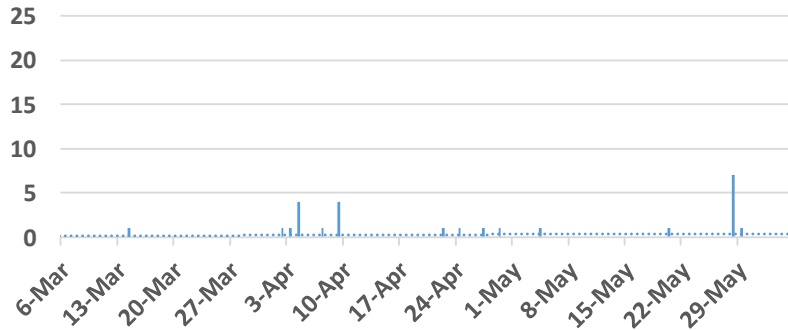
Saint Lucia



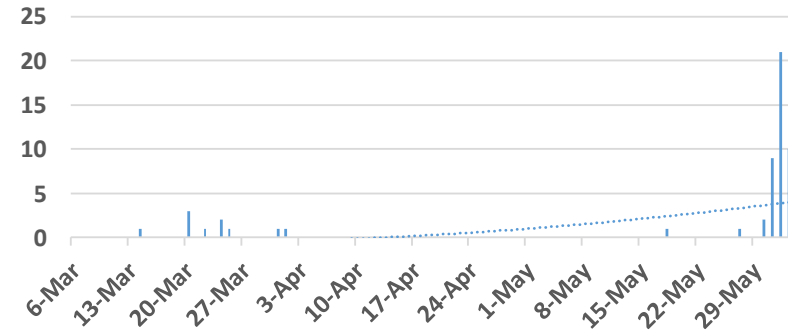
St. Kitts and Nevis



St. Vincent and the Grenadines



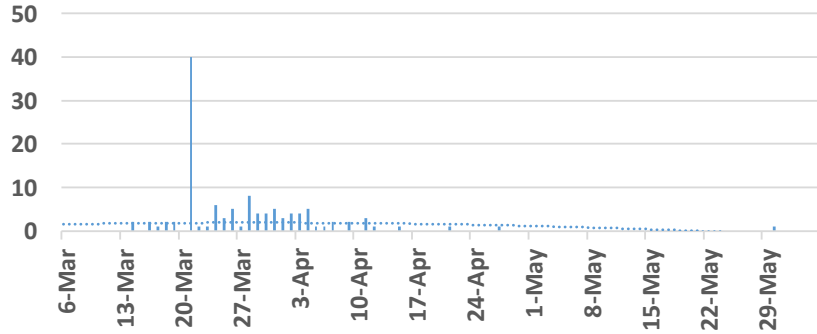
Suriname



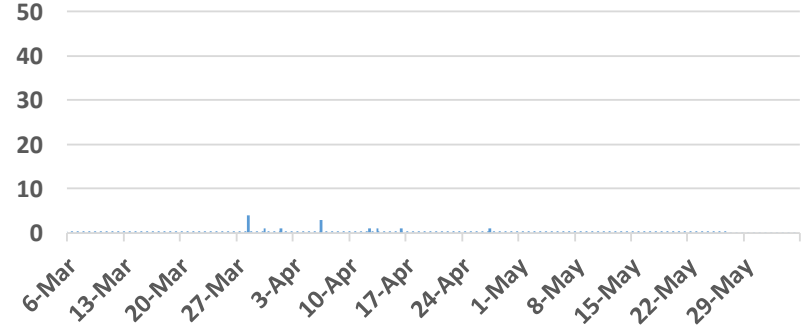


Confirmed Cases in BMCs, 2020

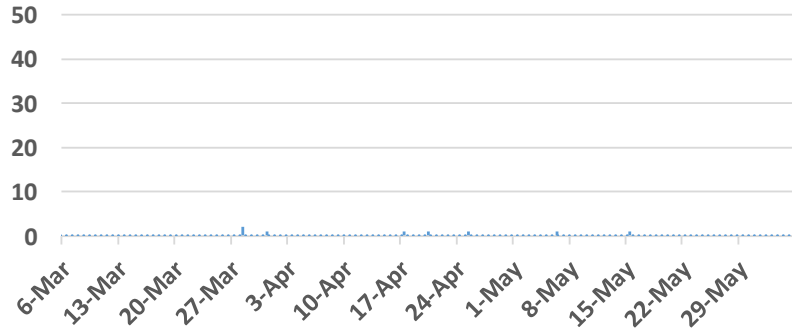
Trinidad and Tobago



Turks and Caicos Islands



Virgin Islands



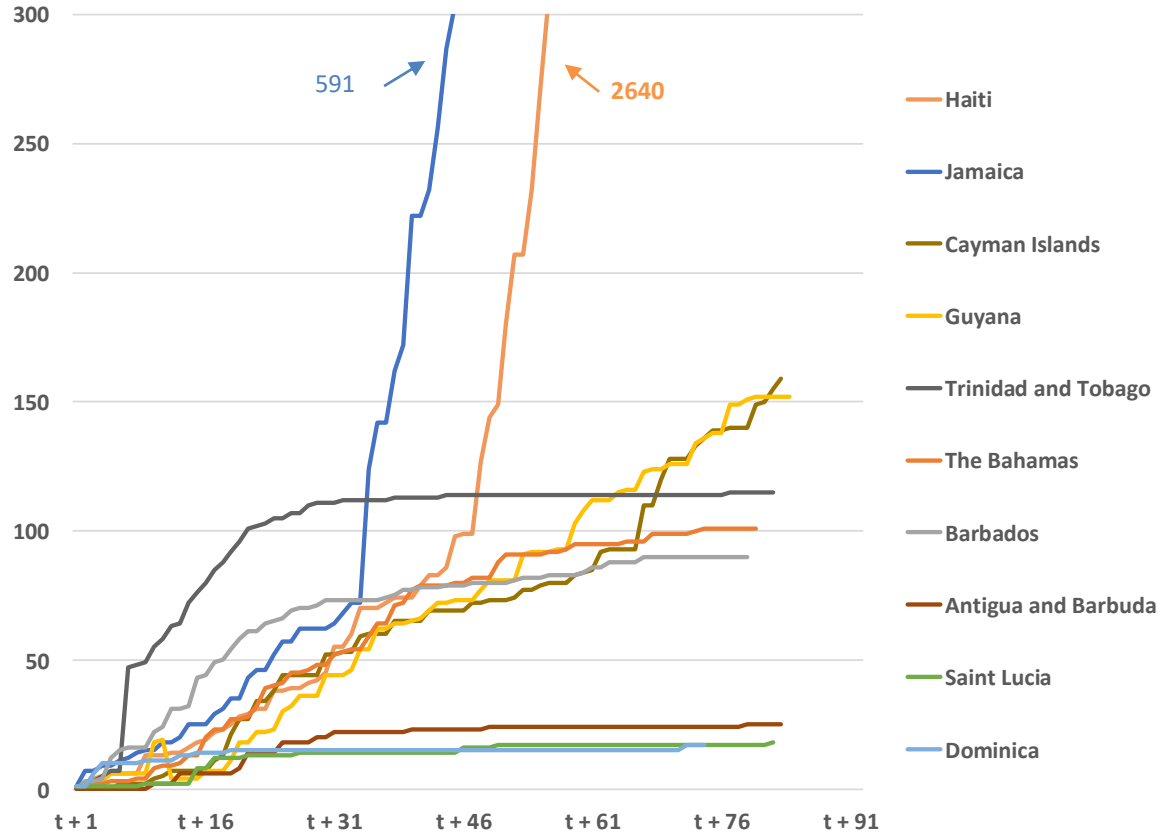


Total Confirmed Cases, Tests and Deaths in BMCs, 2020

	2-Jun	3-Jun	4-Jun	7-Day Change	Total	Total	Total	Per 100,000 People	
				4-Jun				Cases	Tests
Anguilla	0	0	0	0	3	41	0	20	270
Antigua and Barbuda	0	0	0	1	26	246	3	28	267
The Bahamas	0	0	0	1	102	2,134	11	27	566
Barbados	0	0	0	0	92	5,747	7	32	2,009
Belize	0	0	0	0	18	1,671	2	5	422
Cayman Islands	1	5	4	20	160	13,253	1	253	20,978
Dominica	2	0	0	2	18	534	0	25	752
Grenada	0	0	0	0	23	3,516	0	21	3,256
Guyana	0	0	0	3	154	1,719	12	20	220
Haiti	0	281	133	1,320	2,640	5,717	50	24	51
Jamaica	2	1	0	22	591	13,813	10	21	483
Montserrat	0	0	0	0	11	61	1	211	1,170
Saint Lucia	0	0	1	1	19	1,204	0	11	680
St. Kitts and Nevis	0	0	0	0	15	403	0	27	720
St. Vincent and the Grenadines	0	0	0	1	26	595	0	24	541
Suriname	10	20	8	70	82	782	1	14	132
Trinidad and Tobago	0	0	0	1	117	3,262	8	9	237
Turks and Caicos Islands	0	0	0	0	12	153	1	33	418
Virgin Islands	0	0	0	0	8	167	1	25	518
BMCs total	15	307	146	1,442	4,117	55,018	108		



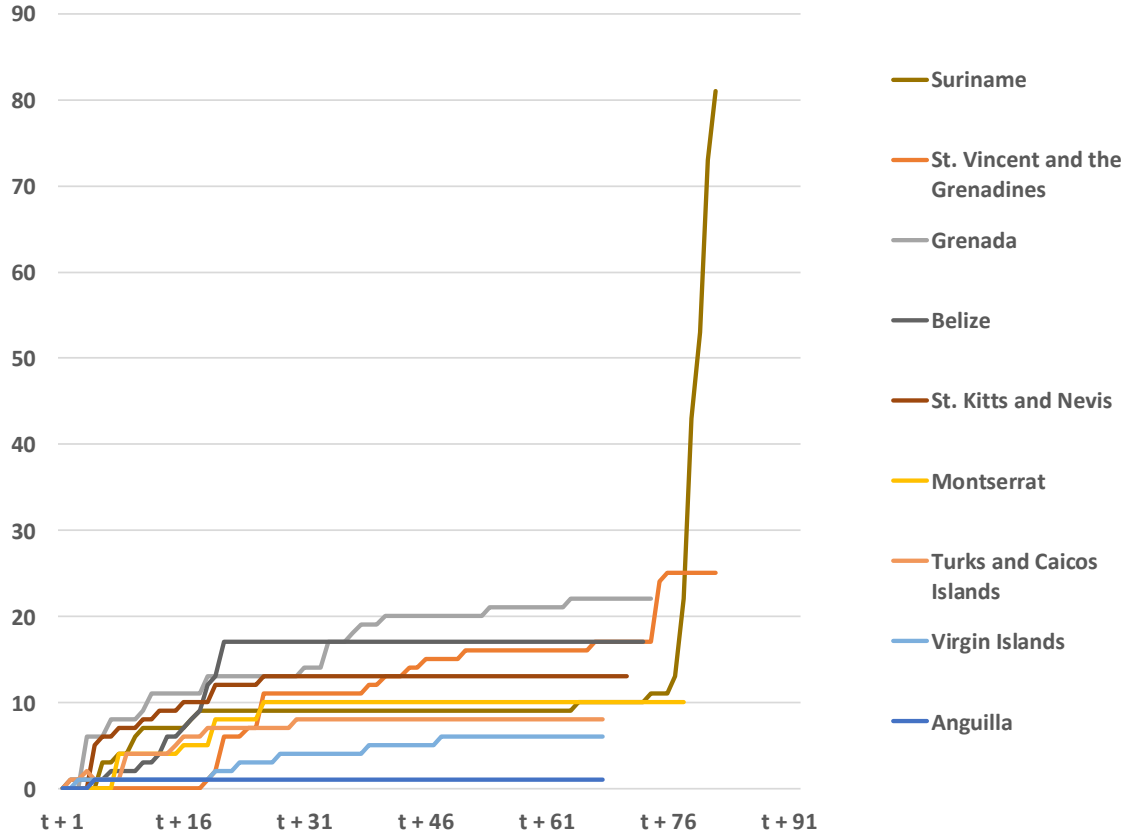
Dynamics of New Cases



t = Day of first case in respective country



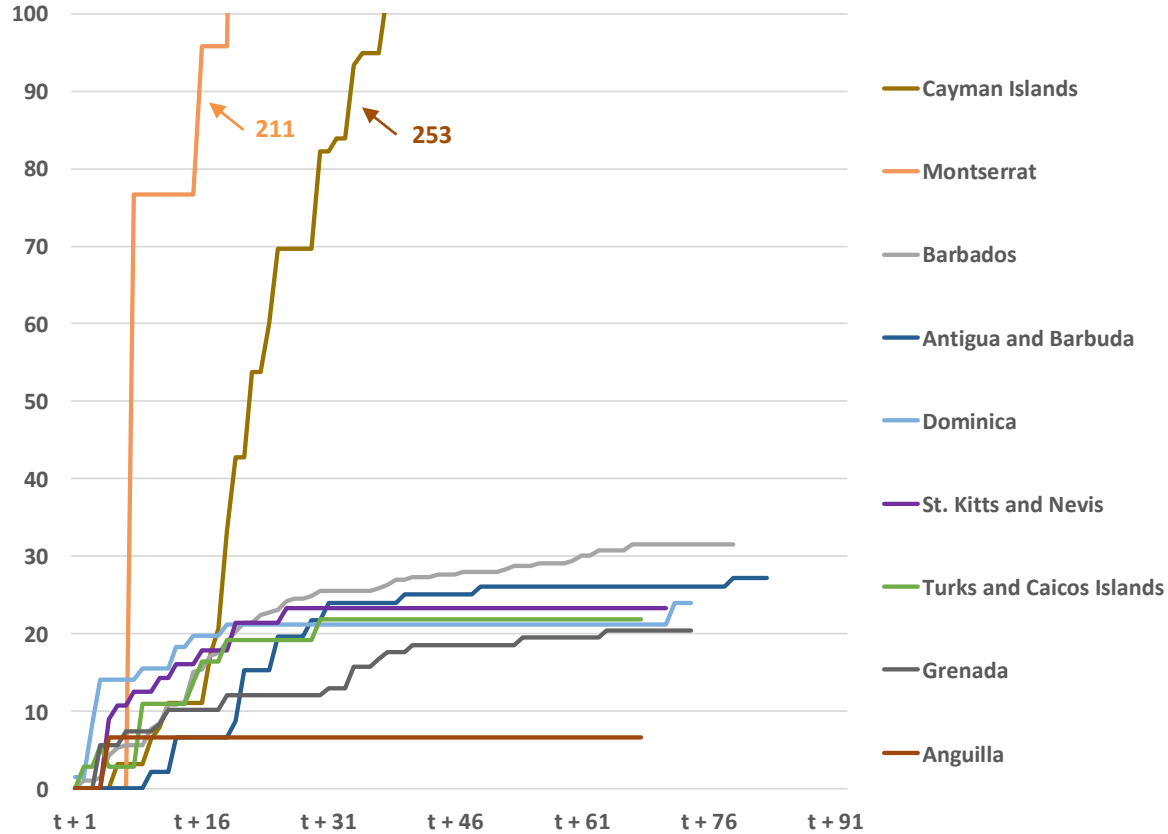
Dynamics of New Cases



t = Day of first case in respective country



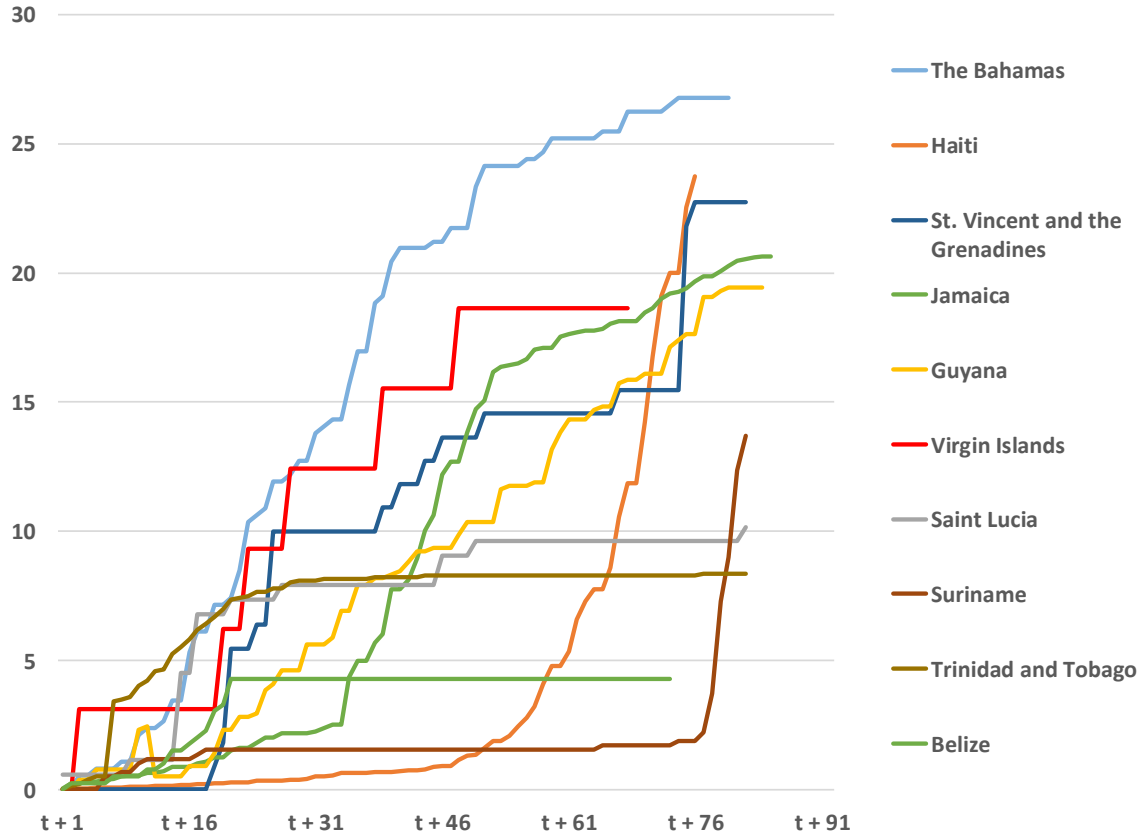
Dynamics of New Cases per 100,000 Population



t = Day of first case in respective country



Dynamics of New Cases per 100,000 Population



t = Day of first case in respective country



Total Confirmed Cases, Weekly Replication Factors in BMCs, 2020

	<i>total cases as of ...</i>						<i>seven-day replication factor of total cases</i>				
	4-Jun	28-May	21-May	14-May	7-May	30-Apr	4-Jun	28-May	21-May	14-May	7-May
Anguilla	3	3	3	3	3	3	1.00	1.00	1.00	1.00	1.00
Antigua and Barbuda	26	25	25	25	25	24	1.04	1.00	1.00	1.00	1.04
The Bahamas	102	101	97	96	92	81	1.01	1.04	1.01	1.04	1.14
Barbados	92	92	90	85	82	81	1.00	1.02	1.06	1.04	1.01
Belize	18	18	18	18	18	18	1.00	1.00	1.00	1.00	1.00
Cayman Islands	160	140	121	93	80	73	1.14	1.16	1.30	1.16	1.10
Dominica	18	16	16	16	16	16	1.13	1.00	1.00	1.00	1.00
Grenada	23	23	22	21	21	20	1.00	1.05	1.05	1.00	1.05
Guyana	154	151	128	114	94	83	1.02	1.18	1.12	1.21	1.13
Haiti	2,640	1,320	734	273	129	81	2.00	1.80	2.69	2.12	1.59
Jamaica	591	569	534	509	488	422	1.04	1.07	1.05	1.04	1.16
Montserrat	11	11	11	11	11	11	1.00	1.00	1.00	1.00	1.00
Saint Lucia	19	18	18	18	18	17	1.06	1.00	1.00	1.00	1.06
St. Kitts and Nevis	15	15	15	15	15	15	1.00	1.00	1.00	1.00	1.00
St. Vincent and the Grenadines	26	25	18	17	17	16	1.04	1.39	1.06	1.00	1.06
Suriname	82	12	11	10	10	10	6.83	1.09	1.10	1.00	1.00
Trinidad and Tobago	117	116	116	116	116	116	1.01	1.00	1.00	1.00	1.00
Turks and Caicos Islands	12	12	12	12	12	12	1.00	1.00	1.00	1.00	1.00
Virgin Islands	8	8	8	7	7	6	1.00	1.00	1.14	1.00	1.17
BMCs total	4,117	2,675	1,997	1,459	1,254	1,105	1.54	1.34	1.37	1.16	1.13

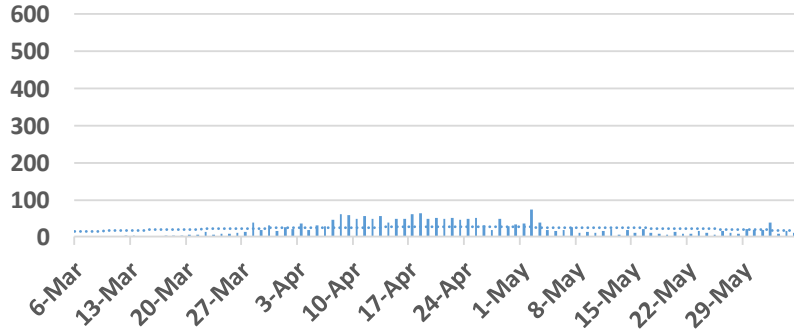
The table to the left displays total confirmed cases as of a specific date and the table to the right displays the replication factor of total confirmed cases over successive seven-day periods. Generally speaking seven-day replication factors are displaying a downward trend.

Other Selected Caribbean Countries

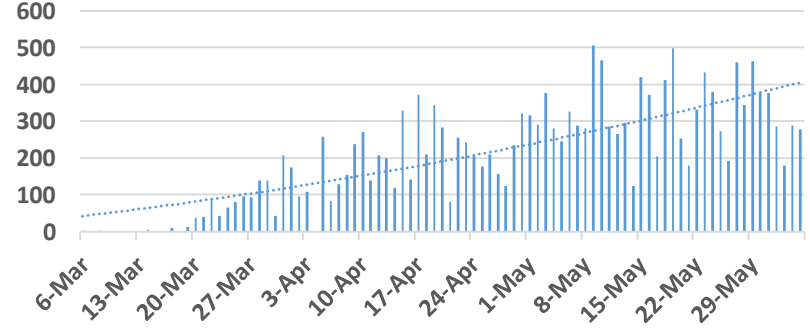


Confirmed Cases in Other Caribbean, 2020

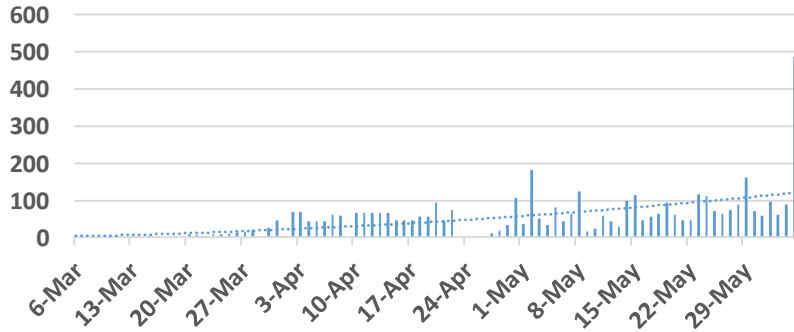
Cuba



Dominican Republic



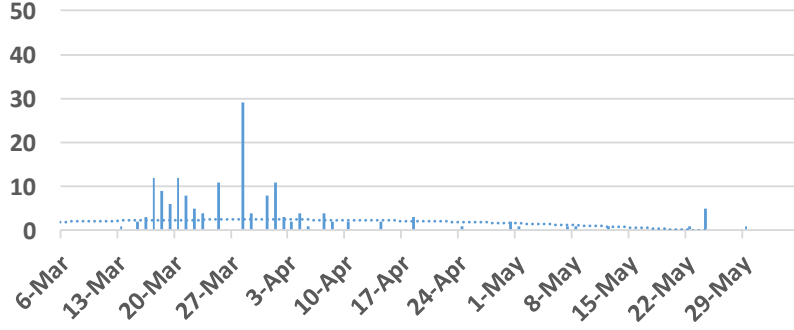
Puerto Rico



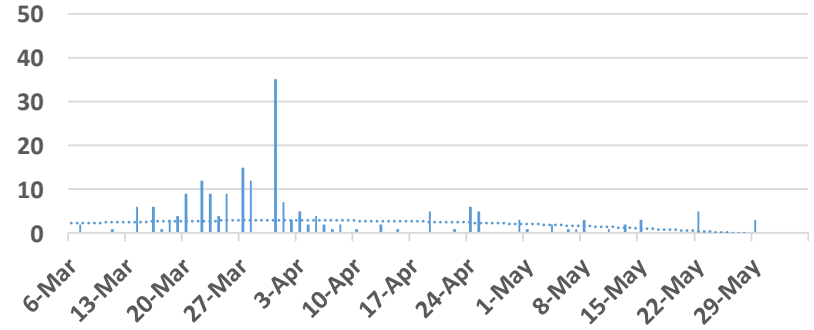


Confirmed Cases in Other Caribbean, 2020

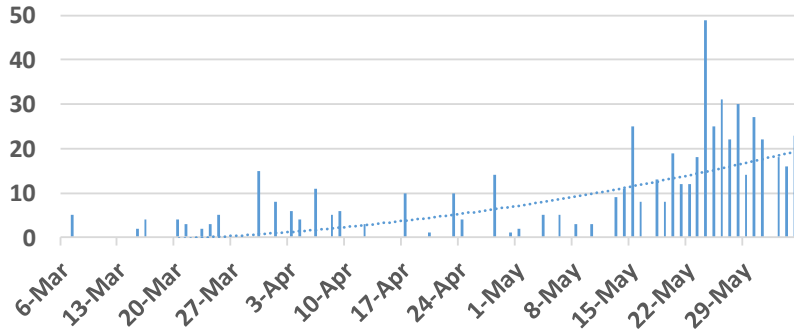
Guadeloupe



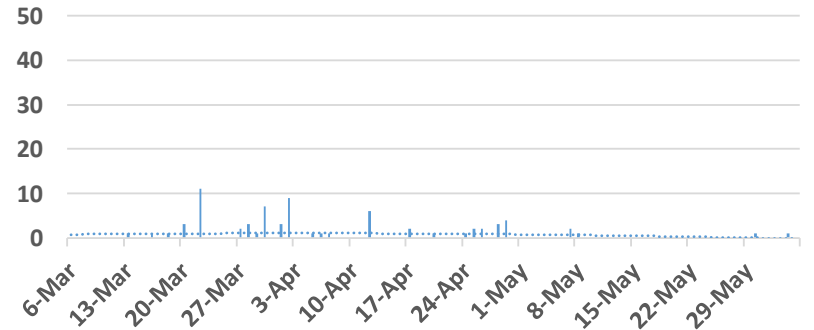
Martinique



French Guyana



US Virgin Islands





Total Confirmed Cases, Tests and Deaths in Other Caribbean, 2020

	2-Jun	3-Jun	4-Jun	7-Day Change	Total			Per 100,000 People	
				4-Jun	Cases	Tests	Deaths	Cases	Tests
Dominican Republic	180	288	279	2,251	18,319	86,285	520	172	812
Puerto Rico	62	88	485	1,022	4,508	12,680	140	148	417
Cuba	9	15	12	136	2,119	112,449	83	19	992
Martinique	0	0	0	3	200	na	14	53	na
Guadeloupe	0	0	0	1	162	4,137	14	41	1,035
Aruba	0	0	0	0	101	2,138	3	95	2,020
French Guiana	18	16	23	120	556	na	1	197	na
US Virgin Islands	0	1	0	2	71	2,059	6	68	1,967
St Martin	0	0	0	1	41	614	3	110	1,648
Sint Maarten	0	0	0	0	77	450	15	184	1,073
Curacao	1	1	0	3	21	985	1	13	605
Saint Barthelemy	0	0	0	0	6	137	0	61	1,395
Other Caribbean	270	409	799	3,539	26,181	204,366	800		
BMCs	15	307	146	1,442	4,117	55,018	108		
Total Caribbean	285	716	945	4,981	30,298	259,384	908		



Total Confirmed Cases, Weekly Replication Factors, Other Caribbean, 2020

	<i>total cases as of ...</i>					
	4-Jun	28-May	21-May	14-May	7-May	30-Apr
Dominican Republic	18,318	16,067	13,656	11,319	9,094	6,971
Puerto Rico	4,508	3,486	2,913	2,427	2,031	1,539
Cuba	2,119	1,983	1,908	1,830	1,729	1,501
Martinique	200	197	192	189	183	178
Guadeloupe	162	161	155	155	153	151
Aruba	101	101	101	101	101	100
French Guiana	556	436	249	164	138	126
US Virgin Islands	71	69	69	69	68	66
St Martin	41	40	40	39	38	38
Sint Maarten	77	77	77	76	76	75
Curacao	21	18	16	16	16	16
Saint Barthelemy	3	3	3	3	3	3
Other Caribbean	26,177	22,638	19,379	16,388	13,630	10,764
BMCs	4,117	2,675	1,997	1,459	1,254	1,105
Total Caribbean	30,294	25,313	21,376	17,847	14,884	11,869

	<i>seven-day replication factor of total cases</i>				
	4-Jun	28-May	21-May	14-May	7-May
Dominican Republic	1.14	1.18	1.21	1.24	1.30
Puerto Rico	1.29	1.20	1.20	1.19	1.32
Cuba	1.07	1.04	1.04	1.06	1.15
Martinique	1.02	1.03	1.02	1.03	1.03
Guadeloupe	1.01	1.04	1.00	1.01	1.01
Aruba	1.00	1.00	1.00	1.00	1.01
French Guiana	1.28	1.75	1.52	1.19	1.10
US Virgin Islands	1.03	1.00	1.00	1.01	1.03
St Martin	1.03	1.00	1.03	1.03	1.00
Sint Maarten	1.00	1.00	1.01	1.00	1.01
Curacao	1.17	1.13	1.00	1.00	1.00
Saint Barthelemy	1.00	1.00	1.00	1.00	1.00
Other Caribbean	1.16	1.17	1.18	1.20	1.27
BMCs	1.54	1.34	1.37	1.16	1.13
Total Caribbean	1.20	1.18	1.20	1.20	1.25

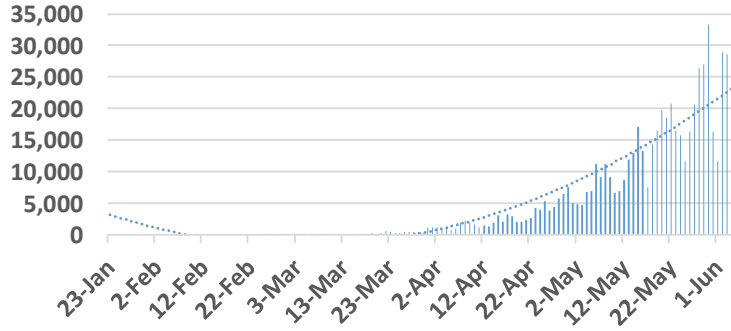
The table to the left displays total confirmed cases as of a specific date and the table to the right displays the replication factor of total confirmed cases over successive seven-day periods. Generally speaking seven-day replication factors are displaying a downward trend.

Other CDB Member Countries and USA

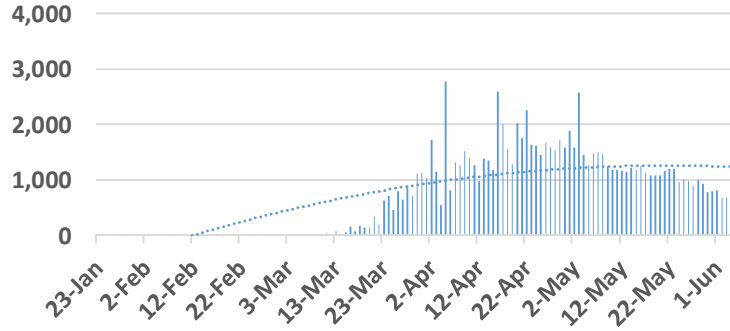


Confirmed Cases in Other CDB Member Countries and USA, 2020

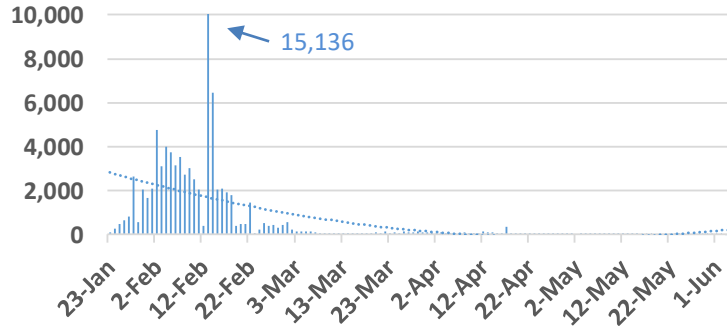
Brazil



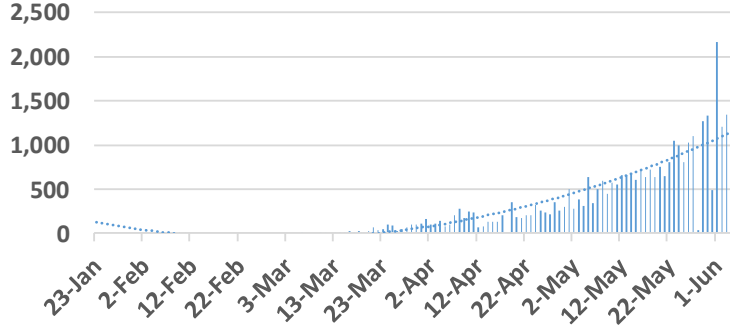
Canada



China



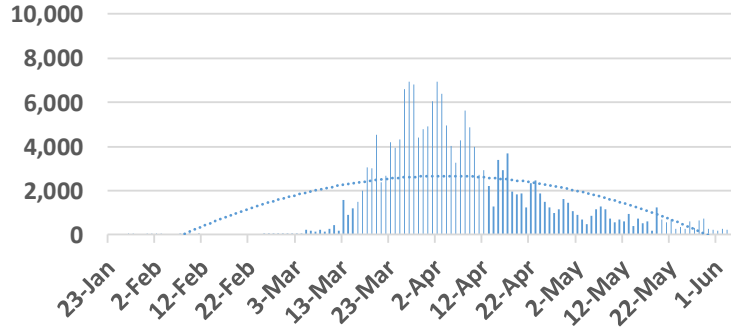
Colombia



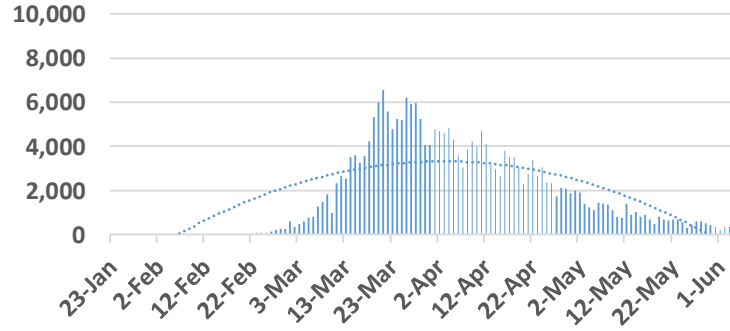


Confirmed Cases in Other CDB Member Countries and USA, 2020

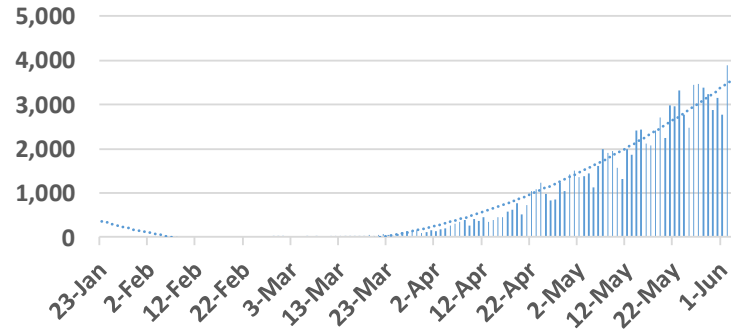
Germany



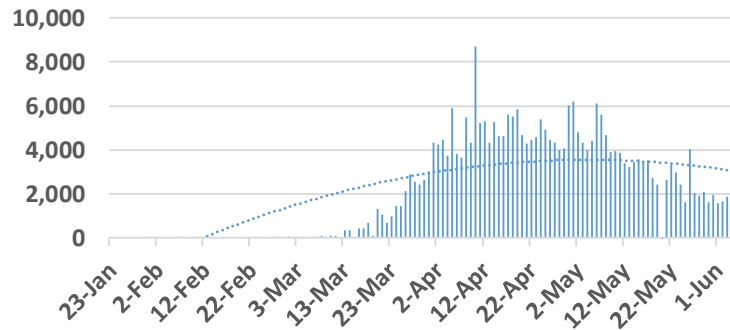
Italy



Mexico



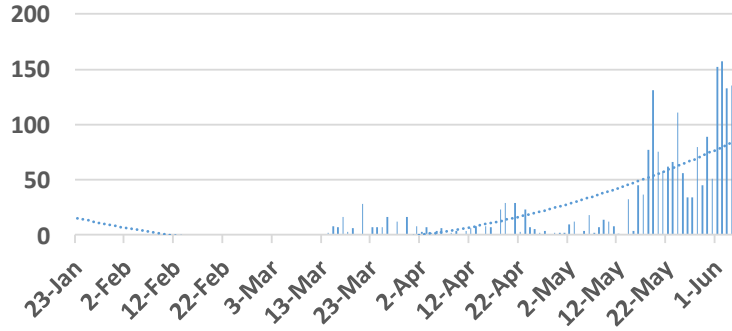
United Kingdom



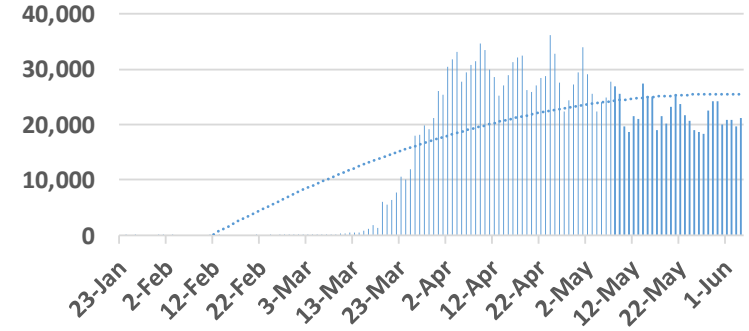


Confirmed Cases in Other CDB Member Countries and USA, 2020

Venezuela



USA





Credits

Economics Department
Caribbean Development Bank
P.O. Box 408
Wilkey, St. Michael BB11000
BARBADOS