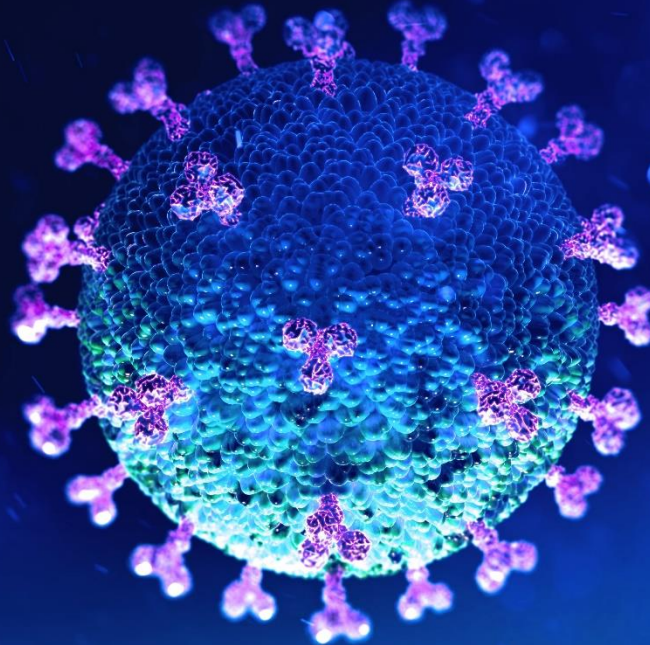




COVID-19 Pandemic in the Caribbean

New Confirmed Cases of SARS-CoV-2 Infections



Latest update: Thursday, June 18, 2020, 10:00 p.m. AST



Disclaimer

Copyright © Caribbean Development Bank (CDB).

The opinions, findings, interpretations and conclusions expressed in this publication are those of the staff of CDB and do not necessarily reflect the official policy or position of CDB, its Board of Directors, or the countries they represent.

Statistical country data in this presentation may not be comparable across countries due to factors including but not limited to differences in demographics, health sector capacity and initial health outcomes as well as differences in overall capacities and approaches to address the crisis.

This work may be reproduced, with attribution to CDB, for any non-commercial purpose. The use of CDB's name for any purpose other than for attribution, and the use of CDB's logo shall be subject to a separate written licence agreement between CDB and the user and is not authorized as part of this licence. No derivative work is allowed.

CDB does not necessarily own each component of the content contained within this document and, therefore, does not warrant that the use of any third-party owned individual component or part contained in this work will not infringe on the rights of those third parties. Any risks of claims resulting from such infringement rest solely with the user. CDB does not guarantee the accuracy of the data included in this work.

Any dispute related to the use of the works of CDB that cannot be settled amicably shall be submitted to arbitration pursuant to the UNCITRAL rules. Nothing herein shall constitute or be deemed to constitute a waiver of the privileges and immunities of CDB, all of which are specifically reserved.



Objectives of Publication

The objectives of this publication are:

- to provide statistics and display trends regarding the spread of the Novel Coronavirus disease in Borrowing Member Countries of the Caribbean Development Bank.
- to keep the general public informed regarding the evolution of relevant data which have the potential to impact social and economic development in the Region.



Definitions

Abbreviations:

CDB - Caribbean Development Bank

BMC - Borrowing Member Country

COVID-19: Coronavirus disease 2019 as defined by the World Health Organisation. In this publication COVID-19 is used as a proxy for all infections with the severe acute respiratory syndrome coronavirus 2 (SARS-CoV-2).

Data Sources:

- Johns Hopkins University via Github.com
- Caribbean Disaster Emergency Management Agency (CDEMA) and Pan American Health Organisation (PAHO) COVID-19 Situation Reports
- Worldometers website <https://www.worldometers.info/coronavirus>
- Some data points might vary from national data due to delayed reporting

An aerial photograph of a city, likely in the Caribbean, with a blue semi-transparent overlay. The text 'Table of Contents' is written in white over the top left portion of the image.

Table of Contents

Confirmed aggregated COVID-19 cases in the Caribbean Region

Confirmed COVID-19 cases in CDB's BMCs

Confirmed COVID-19 cases in Other Selected Caribbean Countries

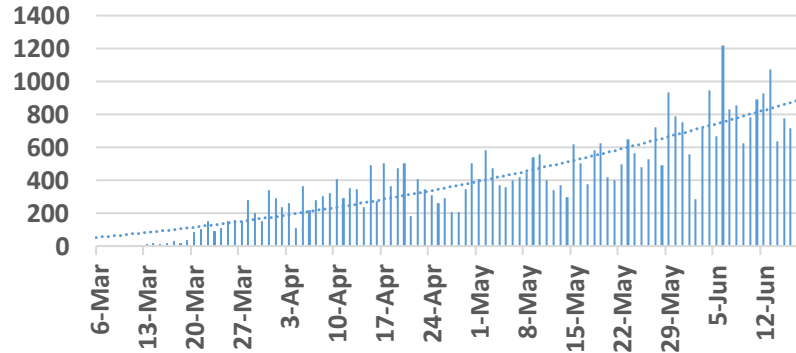
Confirmed COVID-19 cases in Other CDB Member Countries and the United States of America

Caribbean Region

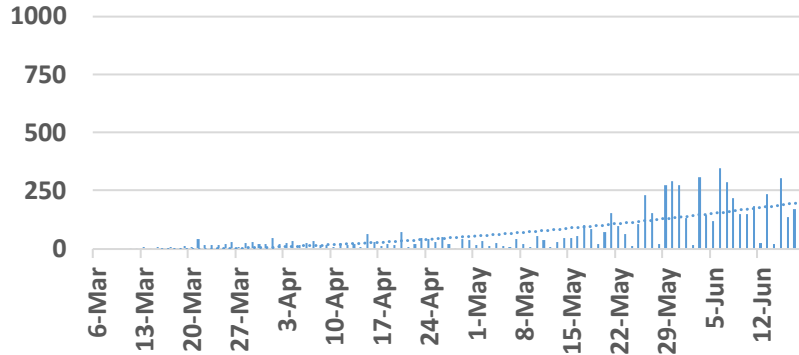


Confirmed Cases in the Caribbean, 2020

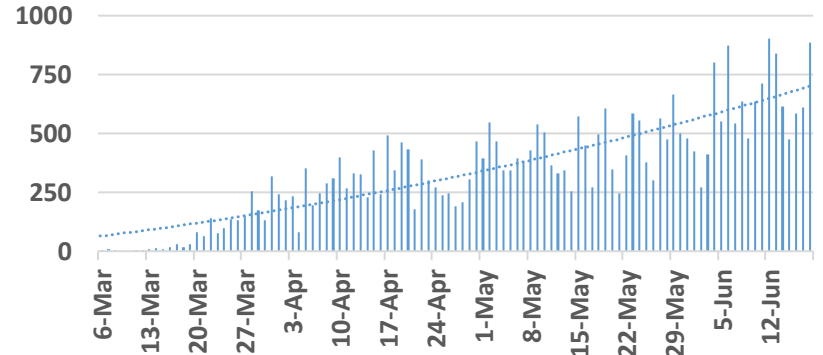
Caribbean Total



CDB's BMCs



Other Caribbean

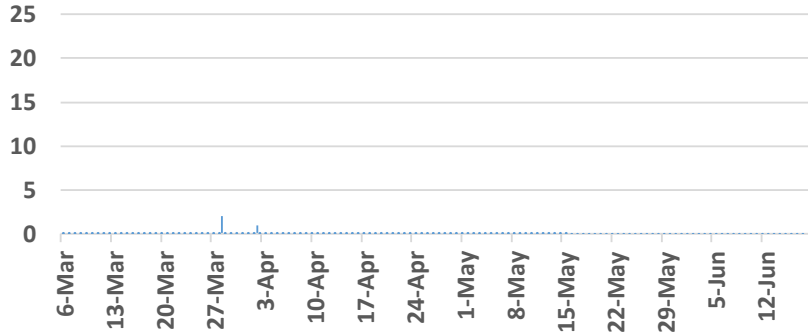


CDB's Borrowing Member Countries

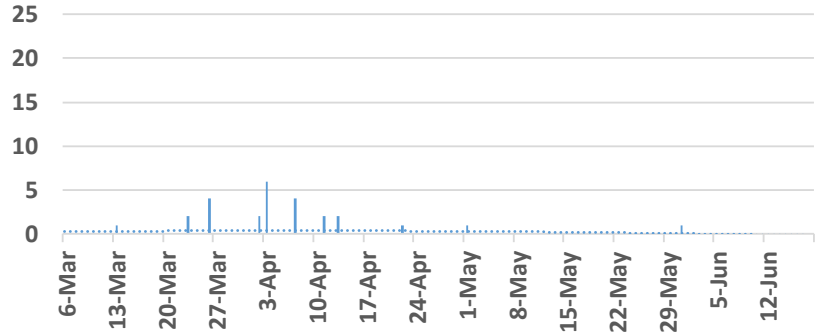


Confirmed Cases in BMCs, 2020

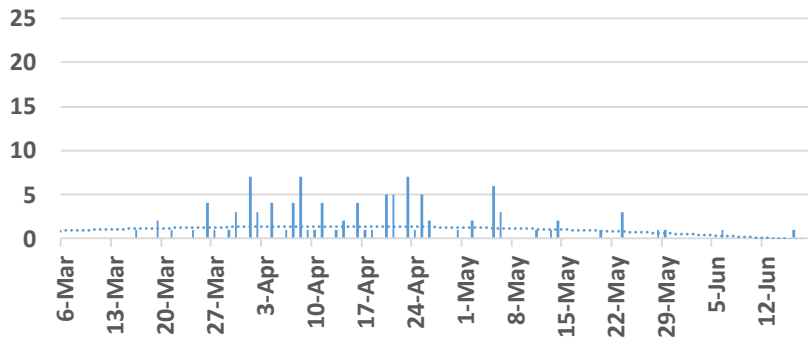
Anguilla



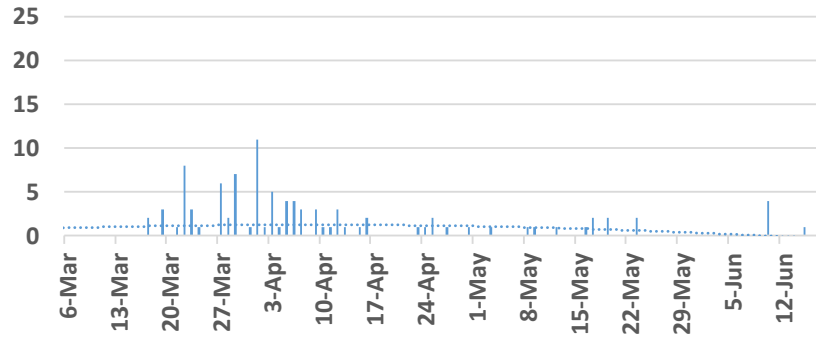
Antigua and Barbuda



The Bahamas



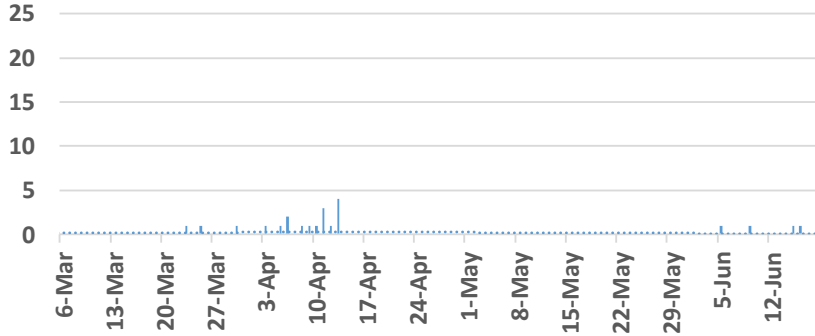
Barbados



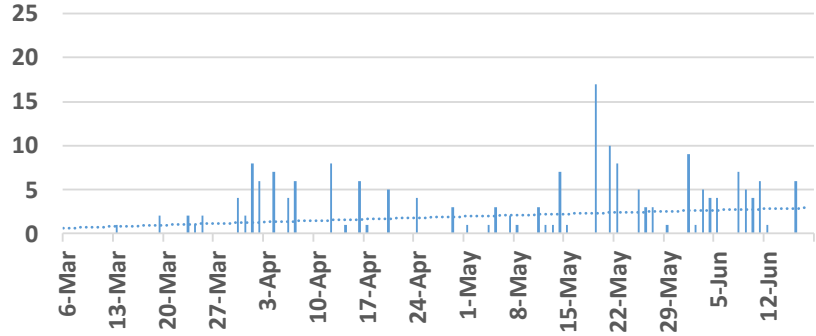


Confirmed Cases in BMCs, 2020

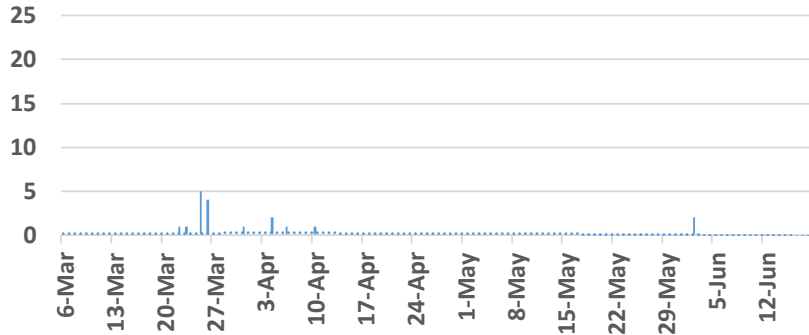
Belize



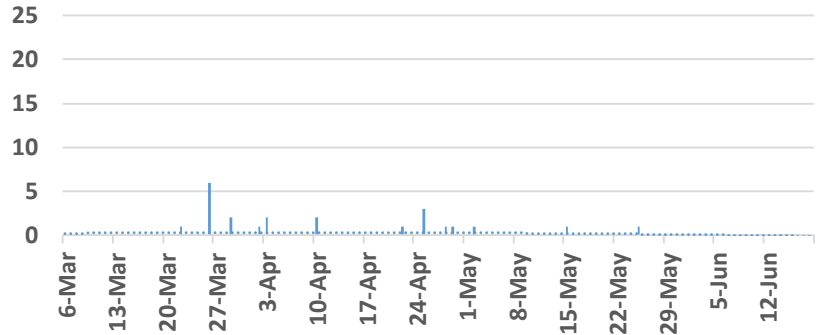
Cayman Islands



Dominica



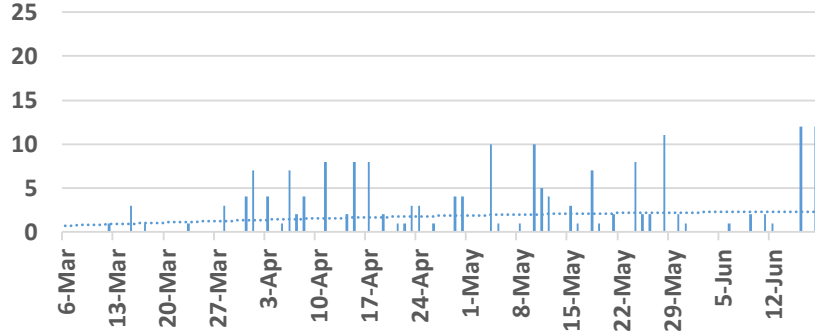
Grenada



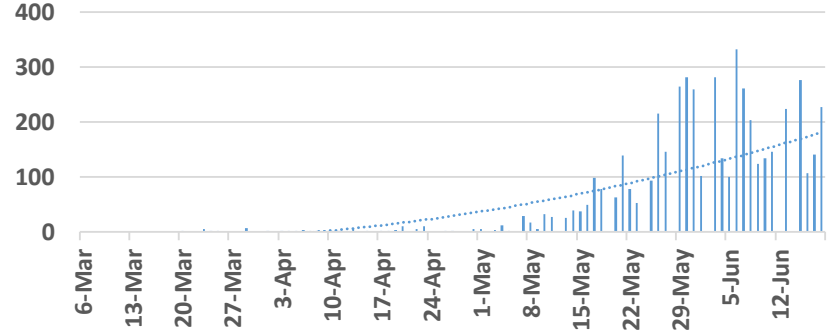


Confirmed Cases in BMCs, 2020

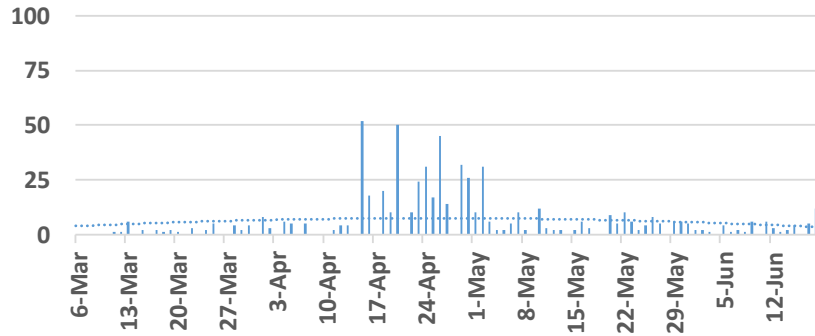
Guyana



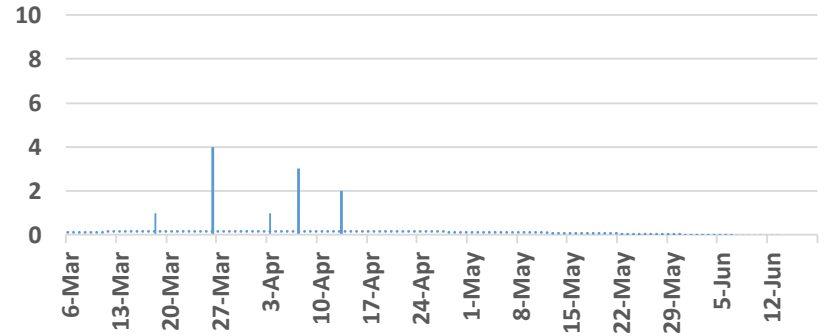
Haiti



Jamaica



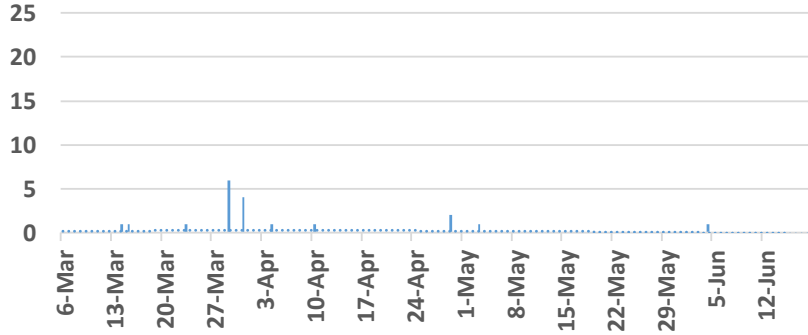
Montserrat



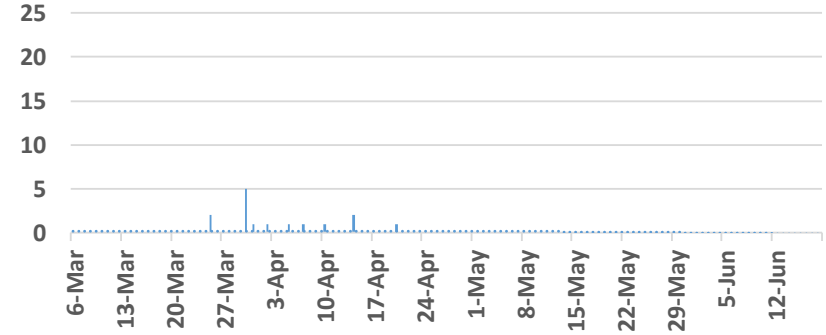


Confirmed cases in BMCs, 2020

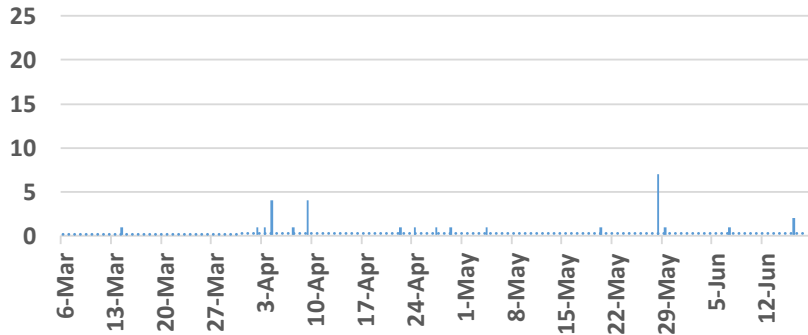
Saint Lucia



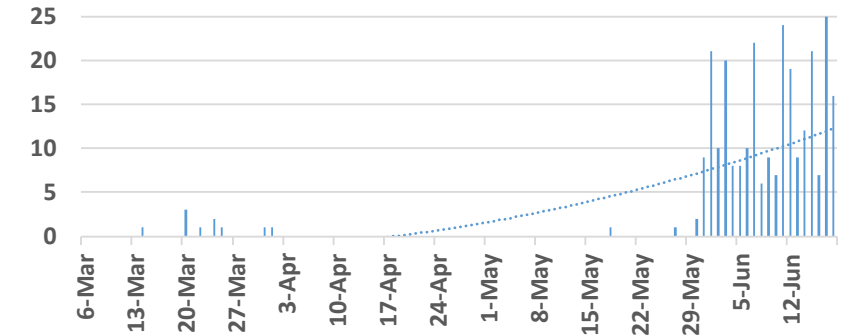
St. Kitts and Nevis



St. Vincent and the Grenadines



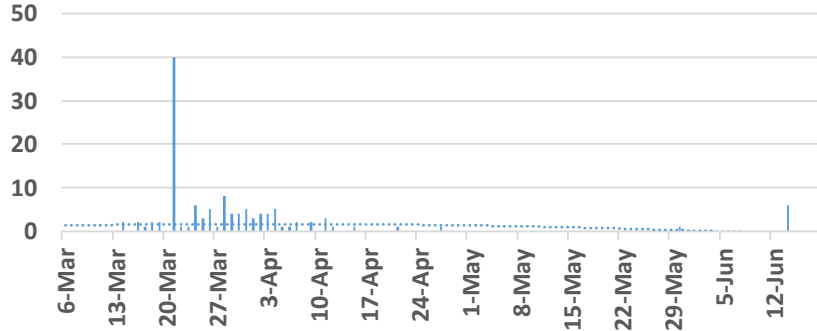
Suriname



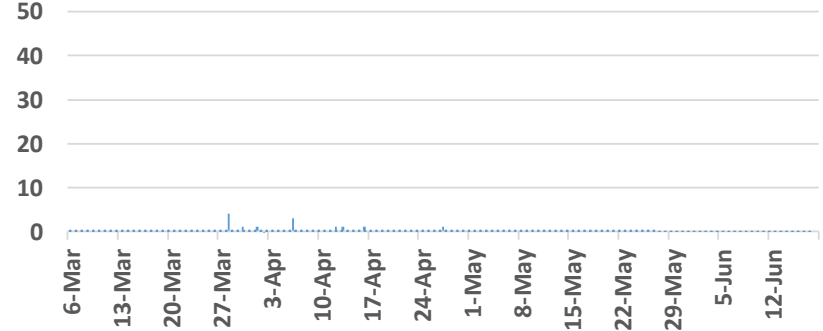


Confirmed Cases in BMCs, 2020

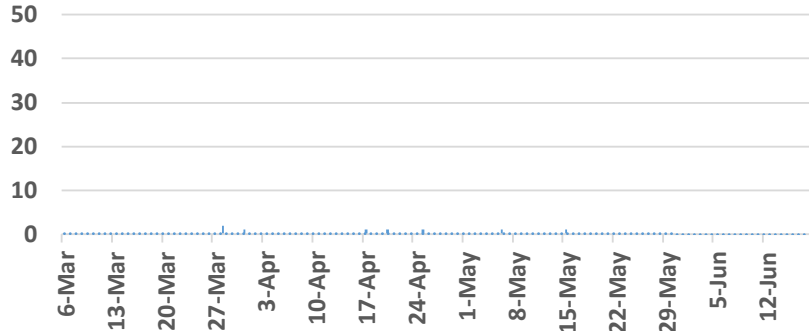
Trinidad and Tobago



Turks and Caicos Islands



Virgin Islands



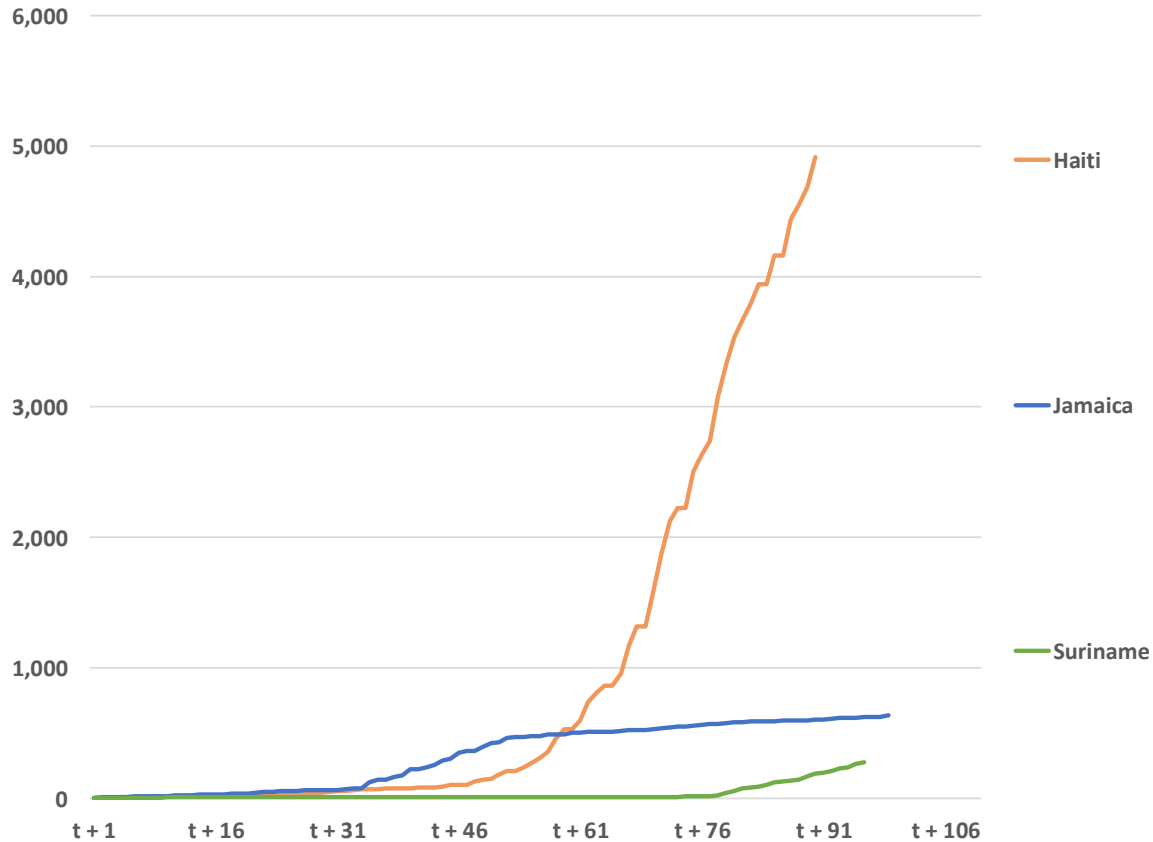


Total Confirmed Cases, Tests and Deaths in BMCs, 2020

	16-Jun	17-Jun	18-Jun	7-Day Change 18-Jun	Cases	Total Tests	Deaths	Per 100,000 People Cases	Tests
Anguilla	0	0	0	0	3	93	0	20	613
Antigua and Barbuda	0	0	0	0	26	489	3	28	532
The Bahamas	1	0	0	1	104	2,326	11	28	617
Barbados	0	0	0	1	97	7,308	7	34	2,555
Belize	1	0	0	2	22	1,957	2	6	494
Cayman Islands	6	0	0	7	193	19,336	1	305	30,607
Dominica	0	0	0	0	18	623	0	25	877
Grenada	0	0	0	0	23	4,130	0	21	3,824
Guyana	12	0	12	25	184	2,048	12	24	262
Haiti	106	141	228	975	4,916	9,651	84	44	87
Jamaica	0	5	12	27	638	18,621	10	22	651
Montserrat	0	0	0	0	11	61	1	211	1,170
Saint Lucia	0	0	0	0	19	1,356	0	11	766
St. Kitts and Nevis	0	0	0	0	15	417	0	27	745
St. Vincent and the Grenadines	2	0	0	2	29	741	0	26	674
Suriname	7	25	16	109	277	1,165	7	47	197
Trinidad and Tobago	0	0	0	6	123	4,229	8	9	308
Turks and Caicos Islands	0	0	0	0	12	366	1	33	1,001
Virgin Islands	0	0	0	0	8	212	1	25	658
BMCs total	135	171	268	1,155	6,718	75,129	148		



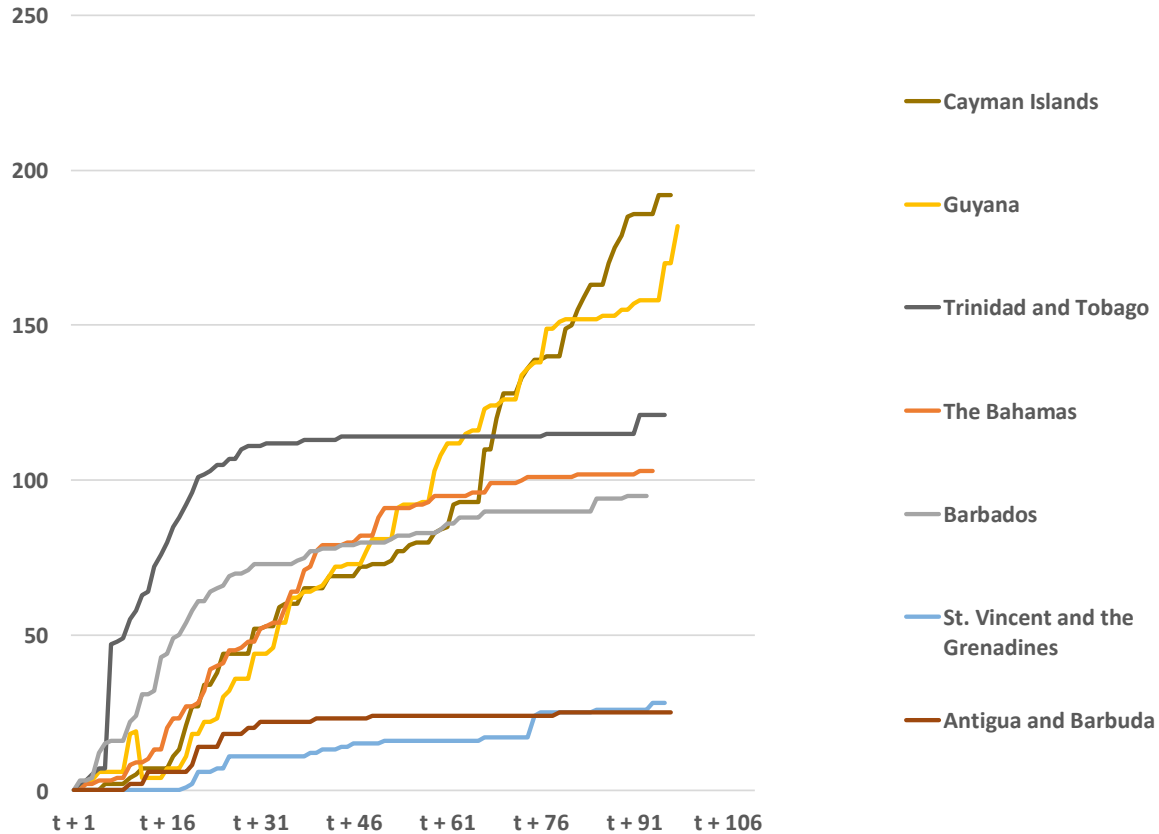
Dynamics of New Cases



t = Day of first case in respective country



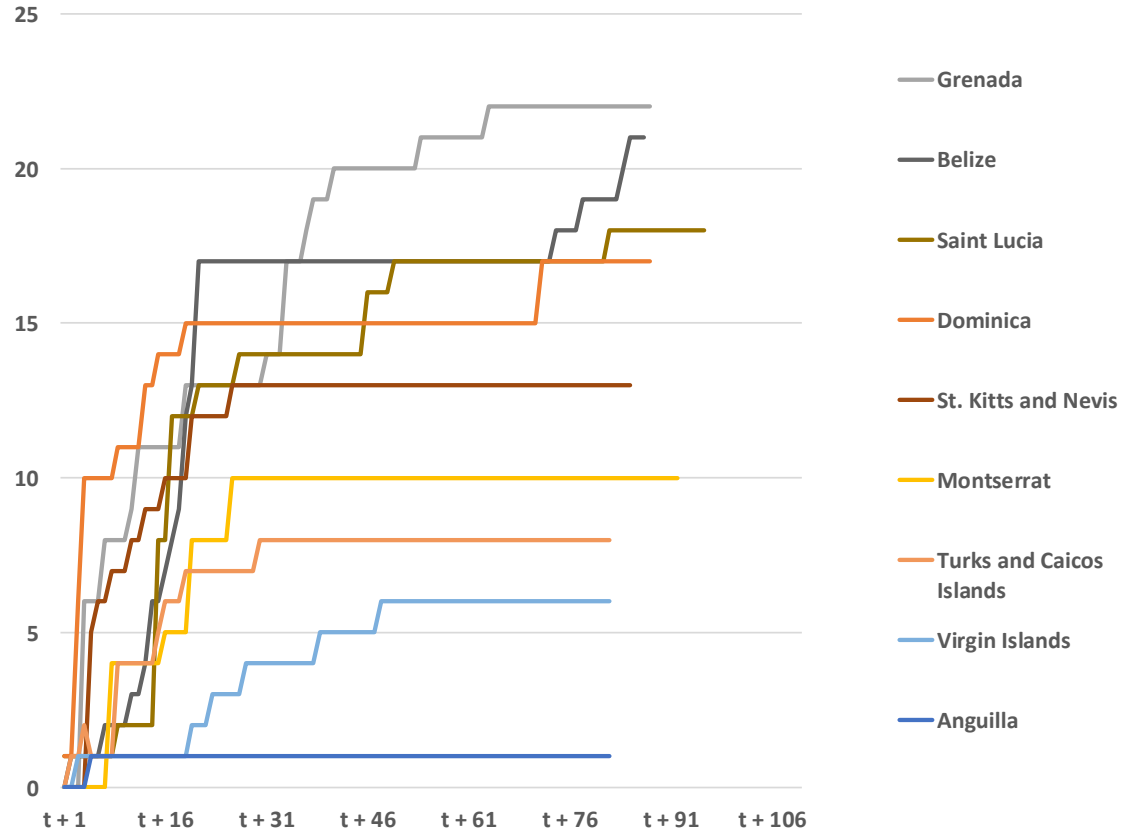
Dynamics of New Cases



t = Day of first case in respective country



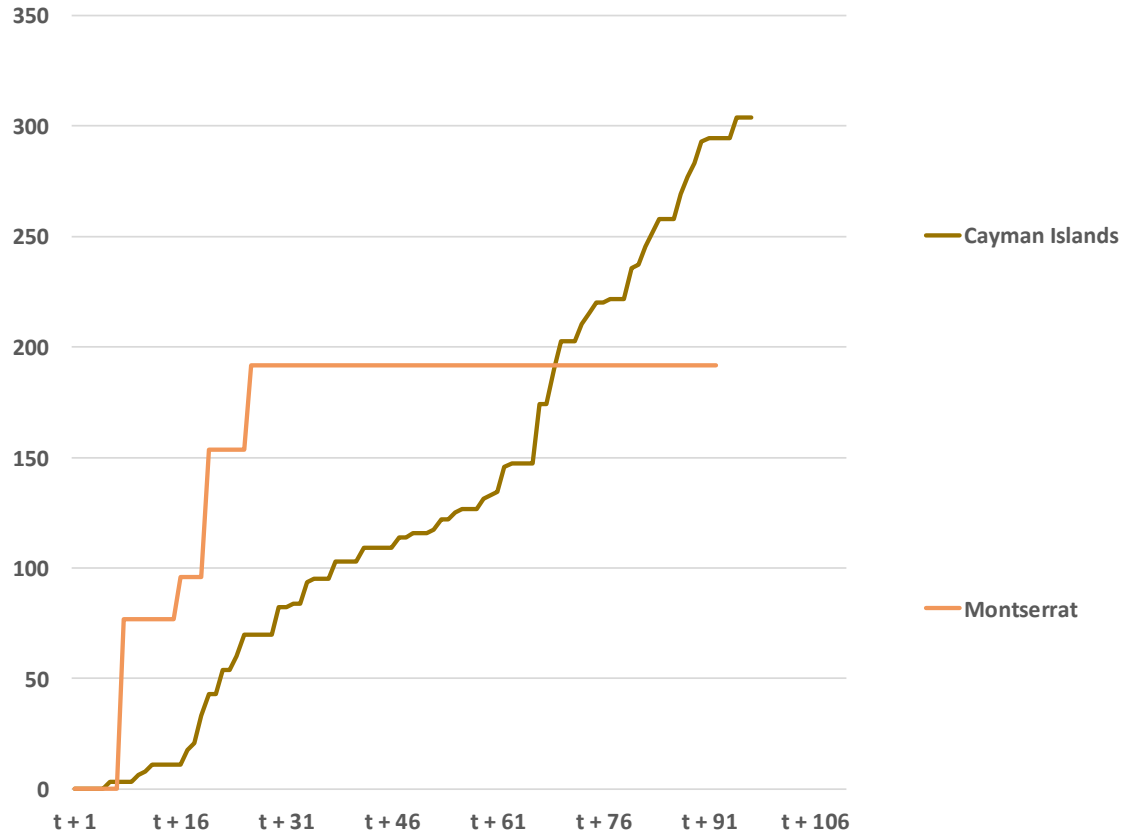
Dynamics of New Cases



t = Day of first case in respective country



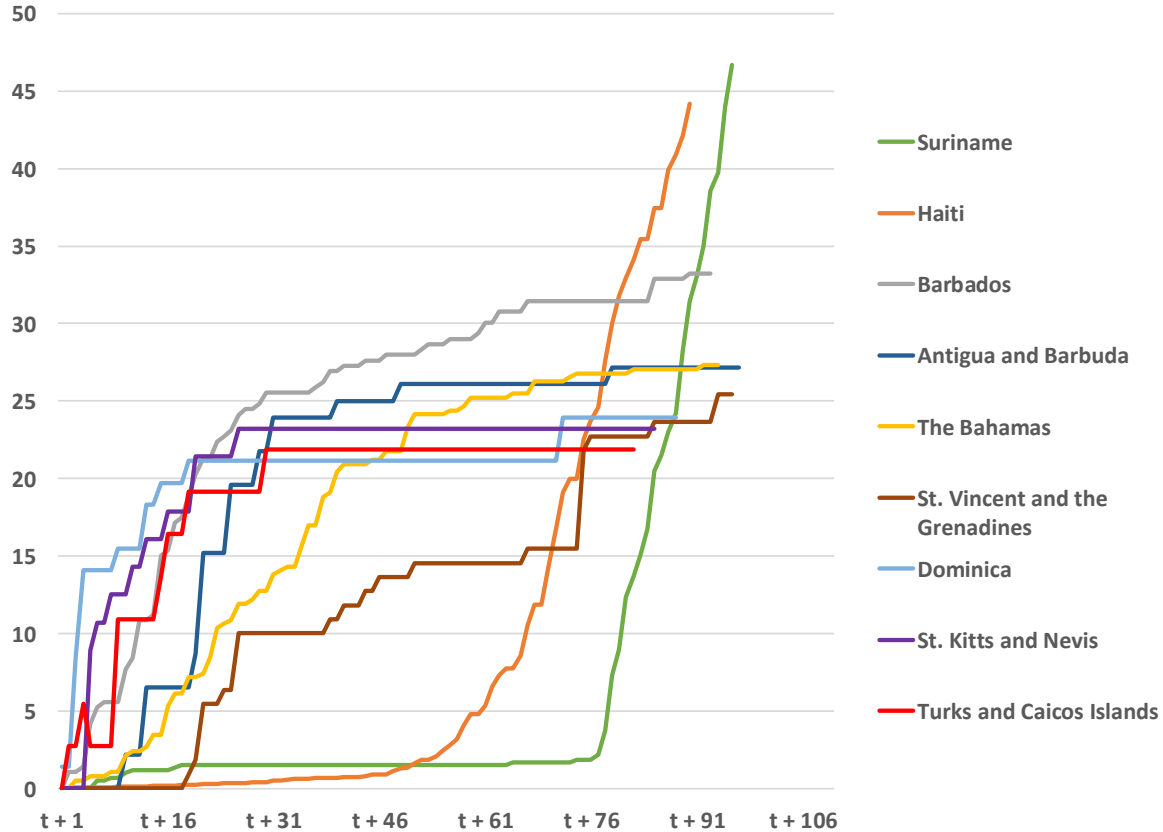
Dynamics of New Cases per 100,000 Population



t = Day of first case in respective country



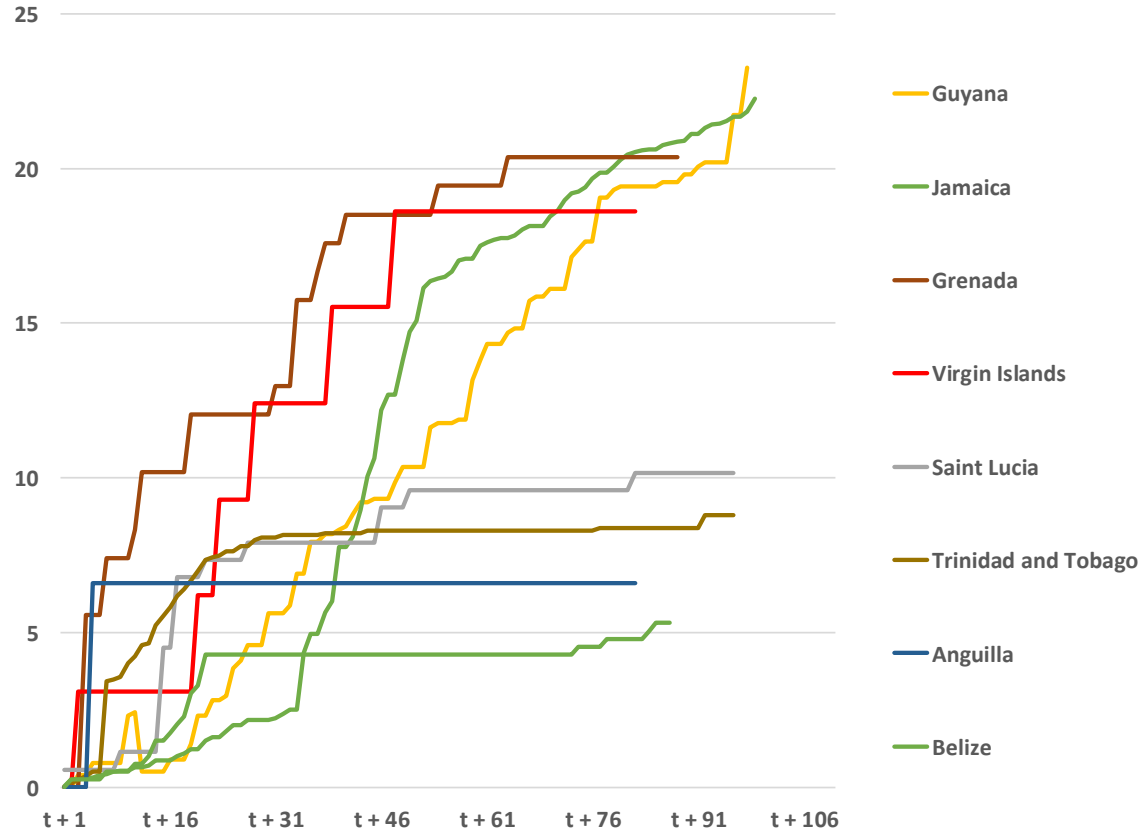
Dynamics of New Cases per 100,000 Population



t = Day of first case in respective country



Dynamics of New Cases per 100,000 Population



t = Day of first case in respective country



Total Confirmed Cases, Weekly Replication Factors in BMCs, 2020

	<i>total cases as of ...</i>						<i>seven-day replication factor of total cases</i>				
	18-Jun	11-Jun	4-Jun	28-May	21-May	14-May	18-Jun	11-Jun	4-Jun	28-May	21-May
Anguilla	3	3	3	3	3	3	1.00	1.00	1.00	1.00	1.00
Antigua and Barbuda	25	25	25	24	24	24	1.00	1.00	1.04	1.00	1.00
The Bahamas	101	100	99	98	94	93	1.01	1.01	1.01	1.04	1.01
Barbados	92	91	87	87	85	80	1.01	1.05	1.00	1.02	1.06
Belize	22	20	18	18	18	18	1.10	1.11	1.00	1.00	1.00
Cayman Islands	190	183	157	137	118	90	1.04	1.17	1.15	1.16	1.31
Dominica	18	18	18	16	16	16	1.00	1.00	1.13	1.00	1.00
Grenada	23	23	23	23	22	21	1.00	1.00	1.00	1.05	1.05
Guyana	179	154	149	146	123	109	1.16	1.03	1.02	1.19	1.13
Haiti	4,916	3,941	2,640	1,320	734	273	1.25	1.49	2.00	1.80	2.69
Jamaica	623	596	576	554	519	494	1.05	1.03	1.04	1.07	1.05
Montserrat	10	10	10	10	10	10	1.00	1.00	1.00	1.00	1.00
Saint Lucia	17	17	17	16	16	16	1.00	1.00	1.06	1.00	1.00
St. Kitts and Nevis	15	15	15	15	15	15	1.00	1.00	1.00	1.00	1.00
St. Vincent and the Grenadines	28	26	25	24	17	16	1.08	1.04	1.04	1.41	1.06
Suriname	276	167	81	11	10	9	1.65	2.06	7.36	1.10	1.11
Trinidad and Tobago	114	108	108	107	107	107	1.06	1.00	1.01	1.00	1.00
Turks and Caicos Islands	12	12	12	12	12	12	1.00	1.00	1.00	1.00	1.00
Virgin Islands	8	8	8	8	8	7	1.00	1.00	1.00	1.00	1.14
BMCs total	6,672	5,517	4,071	2,629	1,951	1,413	1.21	1.36	1.55	1.35	1.38

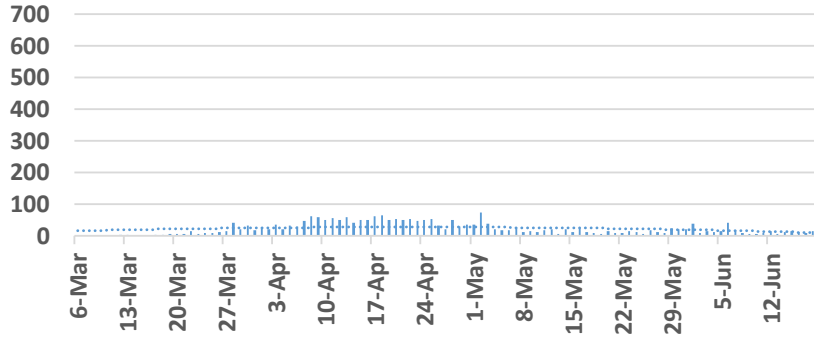
The table to the left displays total confirmed cases as of a specific date and the table to the right displays the replication factor of total confirmed cases over successive seven-day periods. Generally speaking seven-day replication factors are displaying a downward trend.

Other Selected Caribbean Countries

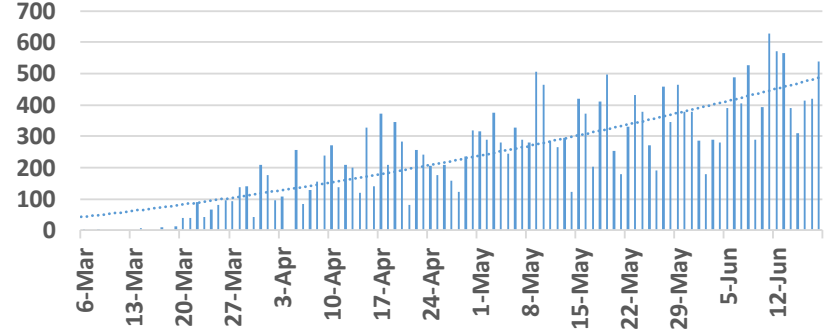


Confirmed Cases in Other Caribbean, 2020

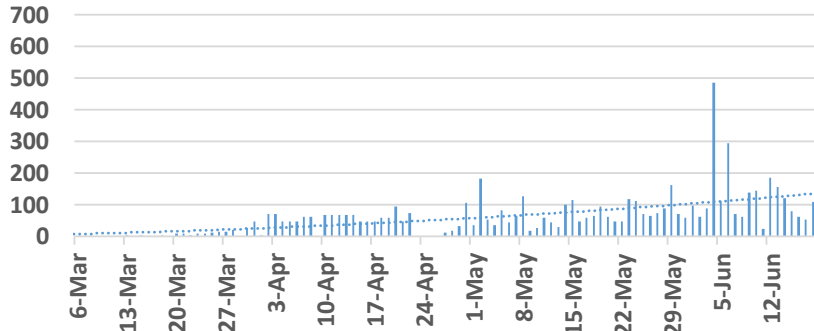
Cuba



Dominican Republic



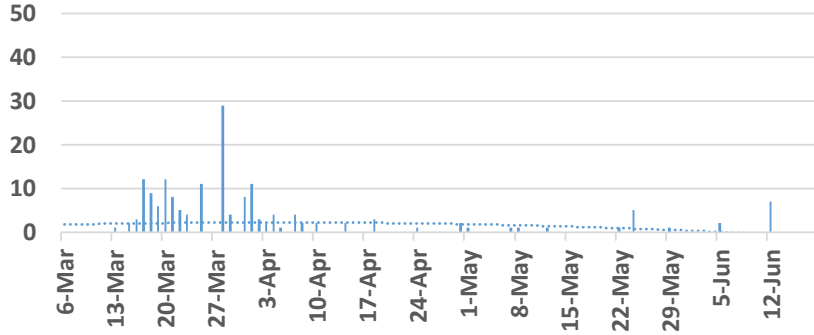
Puerto Rico



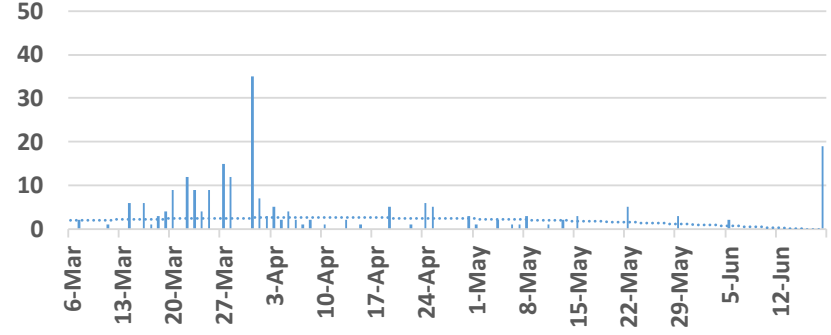


Confirmed Cases in Other Caribbean, 2020

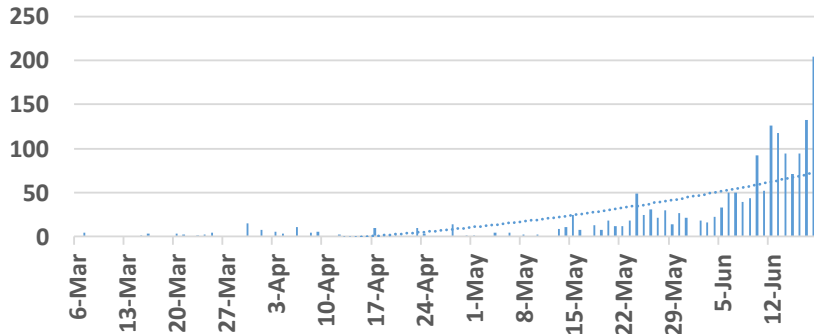
Guadeloupe



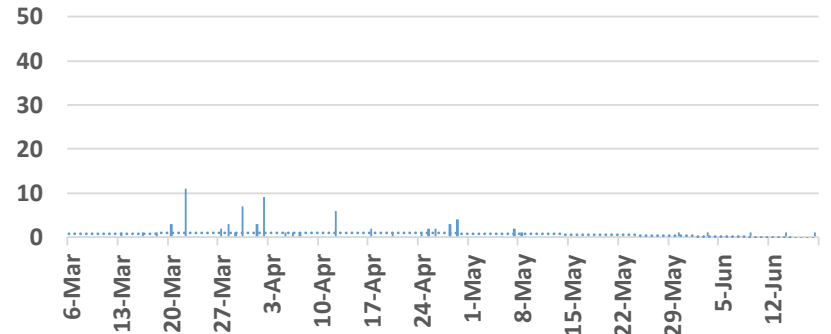
Martinique



French Guyana



US Virgin Islands





Total Confirmed Cases, Tests and Deaths in Other Caribbean, 2020

	16-Jun	17-Jun	18-Jun	7-Day Change 18-Jun	Total			Per 100,000 People	
					Cases	Tests	Deaths	Cases	Tests
Dominican Republic	415	419	540	3,208	24,645	117,119	635	232	1,102
Puerto Rico	61	52	108	759	6,111	12,680	147	201	417
Cuba	11	7	15	76	2,295	143,733	85	20	1,268
Martinique	0	0	19	19	221	na	14	59	na
Guadeloupe	0	0	0	7	171	5,691	14	43	1,423
Aruba	0	0	0	0	101	2,245	3	95	2,121
French Guyana	95	133	204	841	1,758	277	5	621	98
US Virgin Islands	0	0	1	2	74	2,535	6	71	2,422
St Martin	0	0	0	1	42	685	3	113	1,838
Sint Maarten	0	0	0	0	77	477	15	184	1,137
Curacao	1	0	0	1	23	1,080	1	14	664
Saint Barthelemy	0	0	0	0	6	152	0	61	1,547
Other Caribbean	583	611	887	4,914	35,524	267,189	928		
BMCs	135	171	268	1,155	6,718	75,129	148		
Total Caribbean	718	782	1155	6,069	42,242	342,318	1,076		



Total Confirmed Cases, Weekly Replication Factors, Other Caribbean, 2020

	<i>total cases as of ...</i>						<i>seven-day replication factor of total cases</i>				
	18-Jun	11-Jun	4-Jun	28-May	21-May	14-May	18-Jun	11-Jun	4-Jun	28-May	21-May
Dominican Republic	24,611	21,403	18,285	16,034	13,623	11,286	1.15	1.17	1.14	1.18	1.21
Puerto Rico	6,105	5,346	4,502	3,480	2,907	2,421	1.14	1.19	1.29	1.20	1.20
Cuba	2,284	2,208	2,108	1,972	1,897	1,819	1.03	1.05	1.07	1.04	1.04
Martinique	198	179	177	174	169	166	1.11	1.01	1.02	1.03	1.02
Guadeloupe	138	131	129	128	122	122	1.05	1.02	1.01	1.05	1.00
Aruba	97	97	97	97	97	97	1.00	1.00	1.00	1.00	1.00
French Guiana	1,747	906	545	425	238	153	1.93	1.66	1.28	1.79	1.56
US Virgin Islands	71	69	68	66	66	66	1.03	1.01	1.03	1.00	1.00
St Martin	38	37	37	36	36	35	1.03	1.00	1.03	1.00	1.03
Sint Maarten	77	77	77	77	77	76	1.00	1.00	1.00	1.00	1.01
Curacao	20	19	18	15	13	13	1.05	1.06	1.20	1.15	1.00
Saint Barthelemy	3	3	3	3	3	3	1.00	1.00	1.00	1.00	1.00
Other Caribbean	35,389	30,475	26,046	22,507	19,248	16,257	1.16	1.17	1.16	1.17	1.18
BMCs	6,672	5,517	4,071	2,629	1,951	1,413	1.21	1.36	1.55	1.35	1.38
Total Caribbean	42,061	35,992	30,117	25,136	21,199	17,670	1.17	1.20	1.20	1.19	1.20

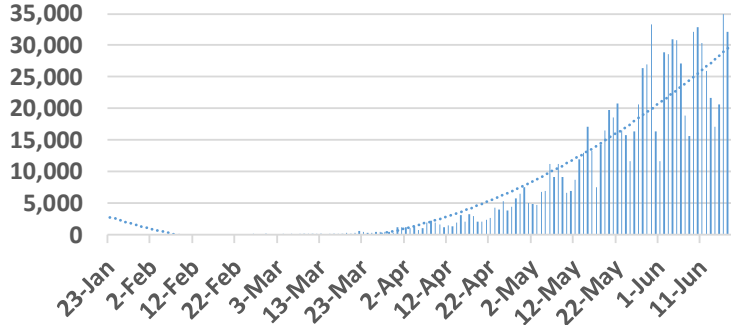
The table to the left displays total confirmed cases as of a specific date and the table to the right displays the replication factor of total confirmed cases over successive seven-day periods. Generally speaking seven-day replication factors are displaying a downward trend.

Other CDB Member Countries and USA

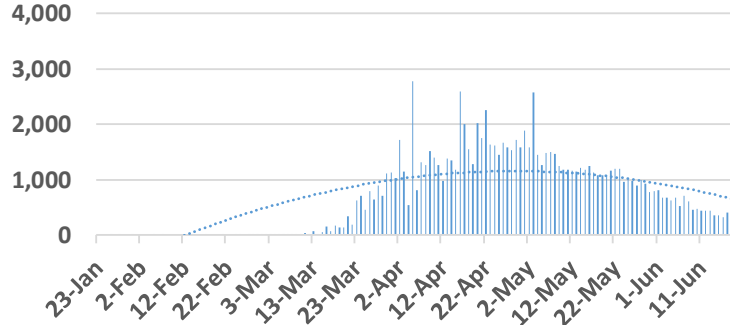


Confirmed Cases in Other CDB Member Countries and USA, 2020

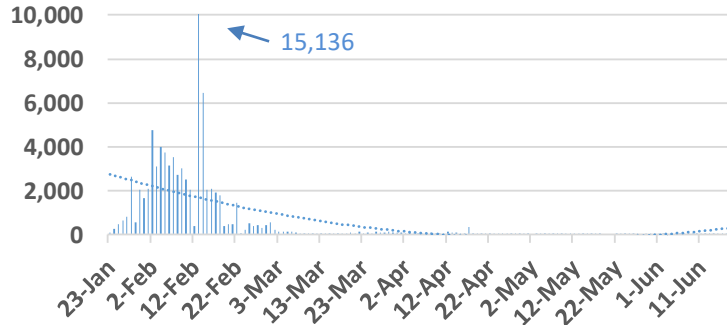
Brazil



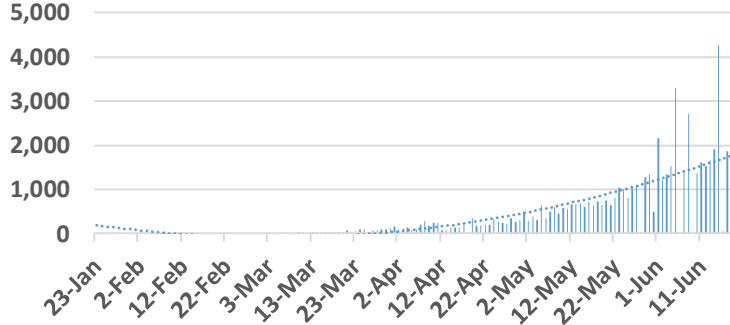
Canada



China



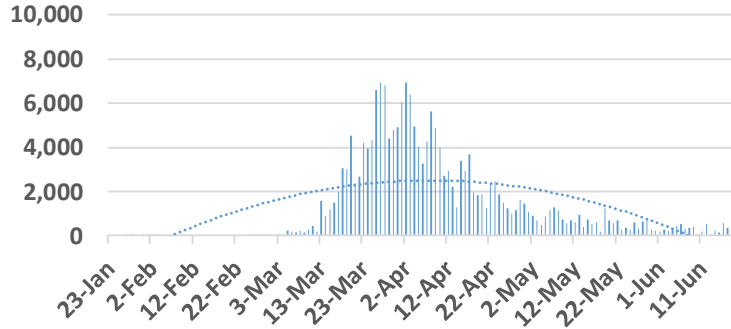
Colombia



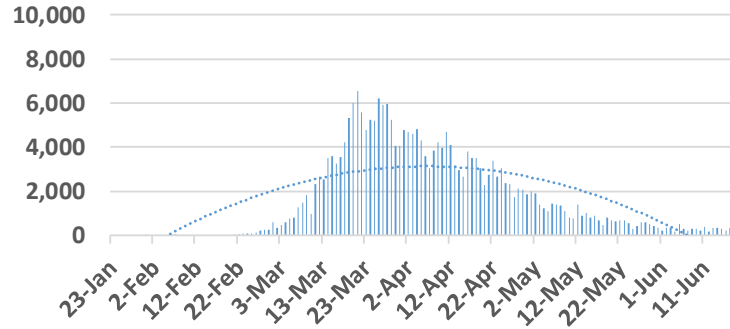


Confirmed Cases in Other CDB Member Countries and USA, 2020

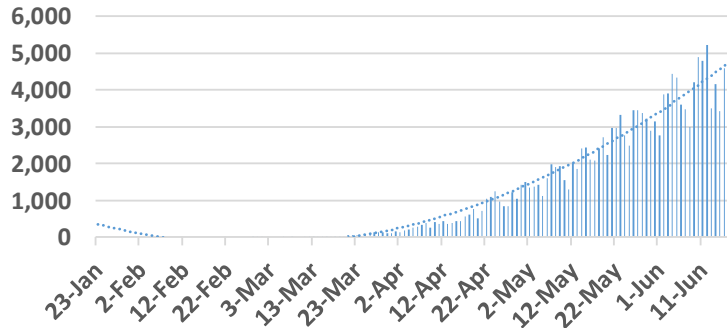
Germany



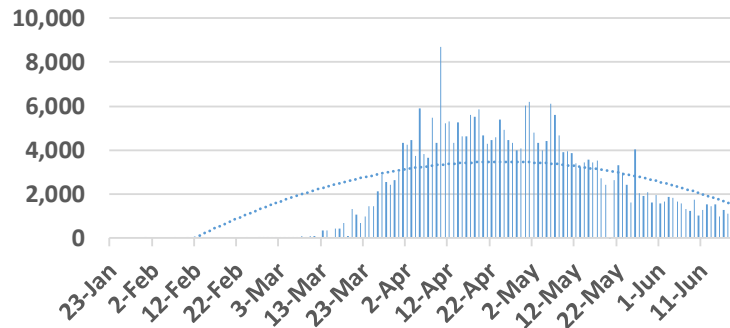
Italy



Mexico



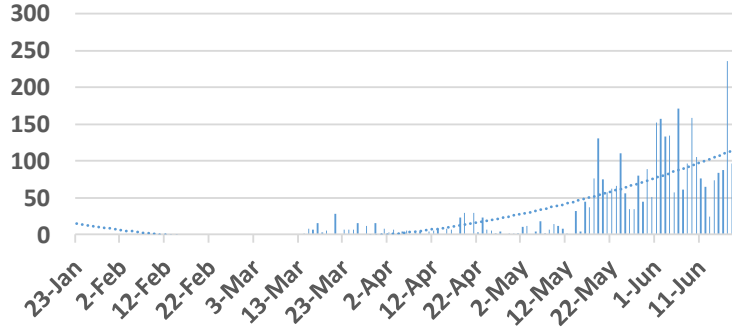
United Kingdom



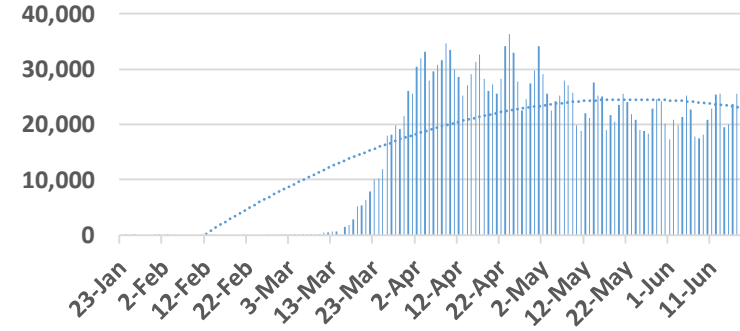


Confirmed Cases in Other CDB Member Countries and USA, 2020

Venezuela



USA





Credits

Economics Department
Caribbean Development Bank
P.O. Box 408
Wilkey, St. Michael BB11000
BARBADOS