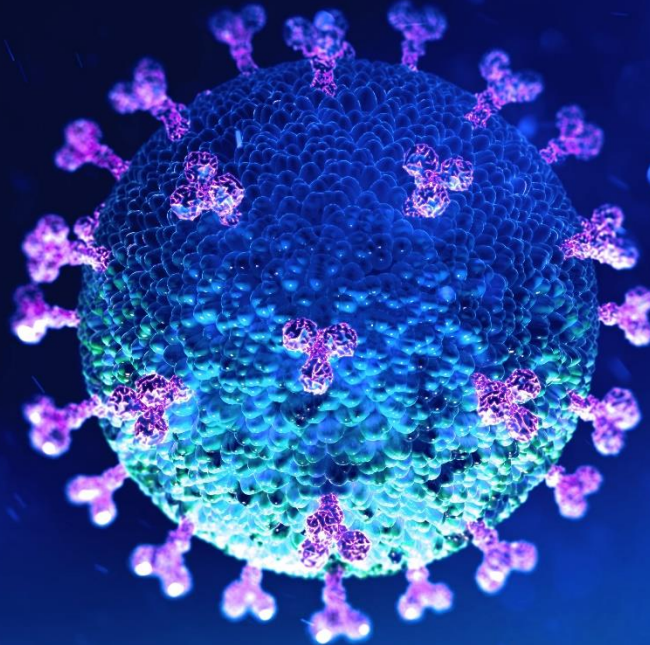




COVID-19 Pandemic in the Caribbean

New Confirmed Cases of SARS-CoV-2 Infections



Latest update: Thursday, May 14, 2020, 10:00 p.m. AST



Disclaimer

Copyright © Caribbean Development Bank (CDB).

The opinions, findings, interpretations and conclusions expressed in this publication are those of the staff of CDB and do not necessarily reflect the official policy or position of CDB, its Board of Directors, or the countries they represent.

Statistical country data in this presentation may not be comparable across countries due to factors including but not limited to differences in demographics, health sector capacity and initial health outcomes as well as differences in overall capacities and approaches to address the crisis.

This work may be reproduced, with attribution to CDB, for any non-commercial purpose. The use of CDB's name for any purpose other than for attribution, and the use of CDB's logo shall be subject to a separate written licence agreement between CDB and the user and is not authorized as part of this licence. No derivative work is allowed.

CDB does not necessarily own each component of the content contained within this document and, therefore, does not warrant that the use of any third-party owned individual component or part contained in this work will not infringe on the rights of those third parties. Any risks of claims resulting from such infringement rest solely with the user. CDB does not guarantee the accuracy of the data included in this work.

Any dispute related to the use of the works of CDB that cannot be settled amicably shall be submitted to arbitration pursuant to the UNCITRAL rules. Nothing herein shall constitute or be deemed to constitute a waiver of the privileges and immunities of CDB, all of which are specifically reserved.



Objectives of Publication

The objectives of this publication are:

- to provide statistics and display trends regarding the spread of the Novel Coronavirus disease in Borrowing Member Countries of the Caribbean Development Bank.
- to keep the general public informed regarding the evolution of relevant data which have the potential to impact social and economic development in the Region.



Definitions

Abbreviations:

CDB - Caribbean Development Bank

BMC - Borrowing Member Country

COVID-19: Coronavirus disease 2019 as defined by the World Health Organisation. In this publication COVID-19 is used as a proxy for all infections with the severe acute respiratory syndrome coronavirus 2 (SARS-CoV-2).

Data Sources:

- Johns Hopkins University via Github.com
- Caribbean Disaster Emergency Management Agency (CDEMA) and Pan American Health Organisation (PAHO) COVID-19 Situation Reports
- Worldometers website <https://www.worldometers.info/coronavirus>
- Some data points might vary from national data due to delayed reporting

An aerial photograph of a city, likely in the Caribbean, with a blue semi-transparent overlay. The text 'Table of Contents' is written in white over the top left portion of the image.

Table of Contents

Confirmed aggregated COVID-19 cases in the Caribbean Region

Confirmed COVID-19 cases in CDB's BMCs

Confirmed COVID-19 cases in Other Selected Caribbean Countries

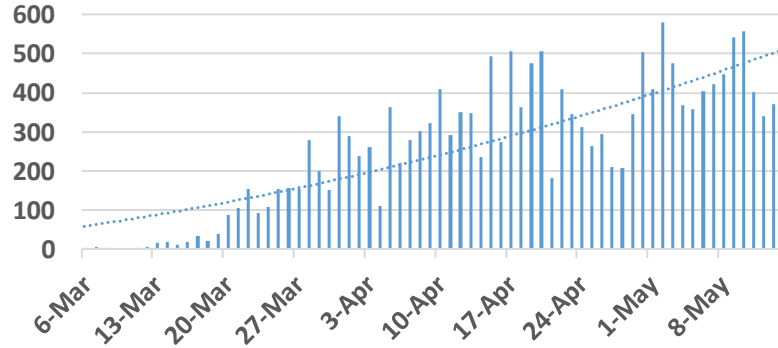
Confirmed COVID-19 cases in Other CDB Member Countries and the United States of America

Caribbean Region

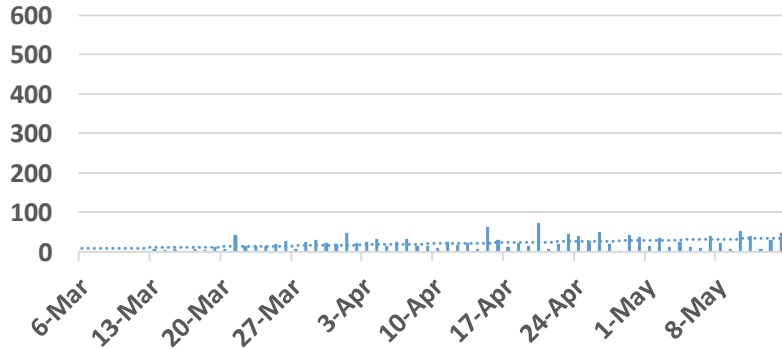


Confirmed Cases in the Caribbean, 2020

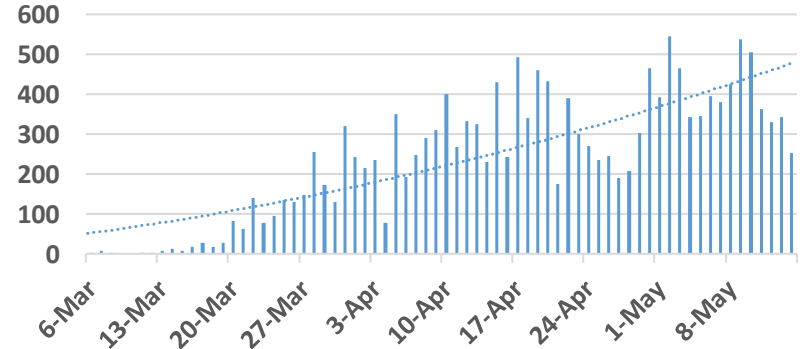
Caribbean Total



CDB's BMCs



Other Caribbean

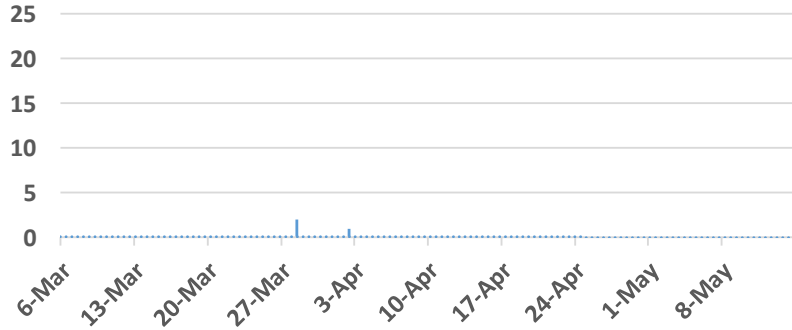


CDB's Borrowing Member Countries

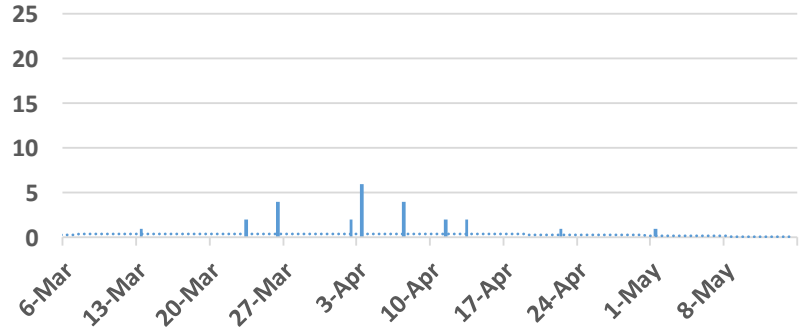


Confirmed Cases in BMCs, 2020

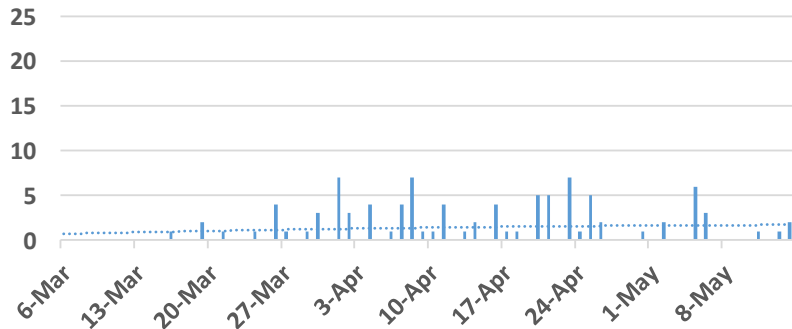
Anguilla



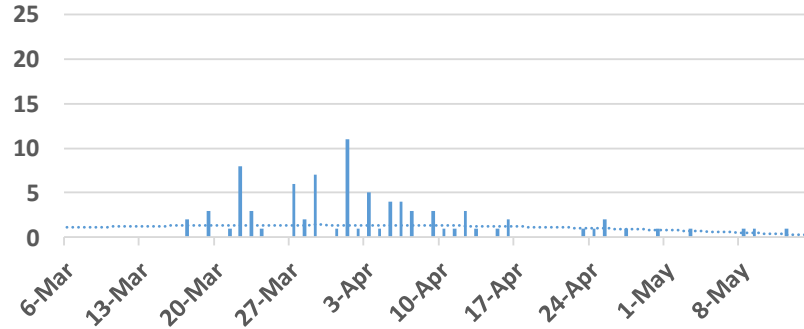
Antigua and Barbuda



The Bahamas



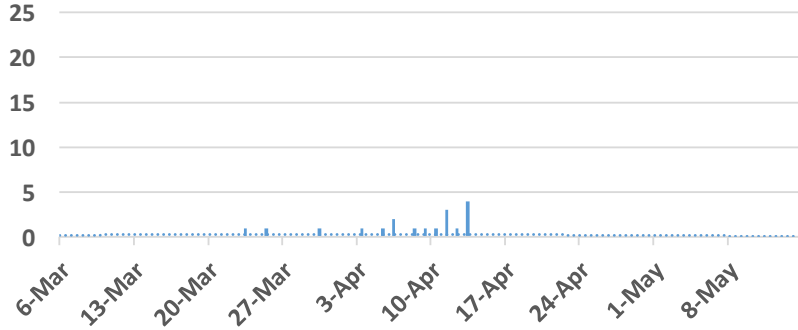
Barbados



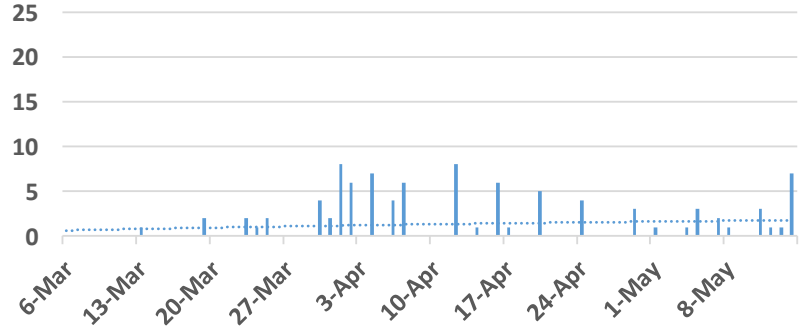


Confirmed Cases in BMCs, 2020

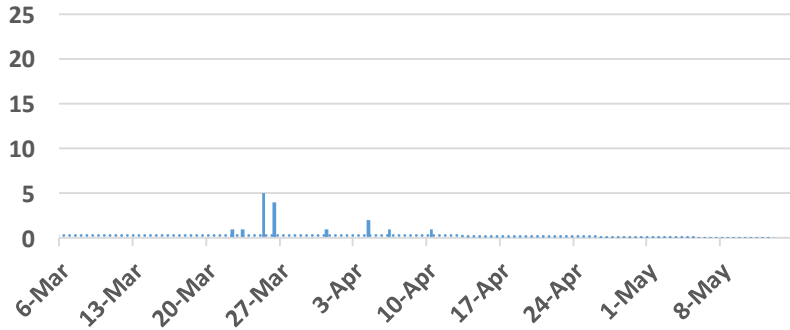
Belize



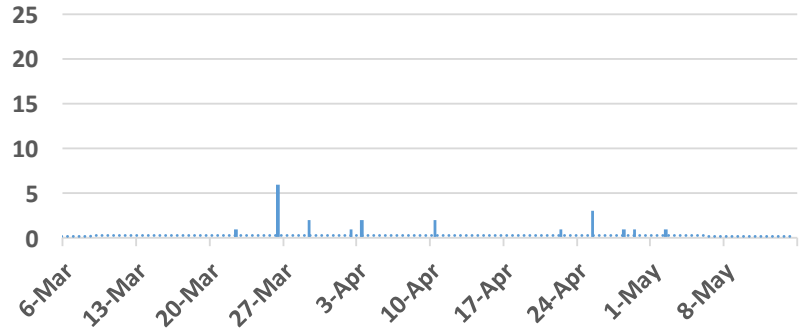
Cayman Islands



Dominica



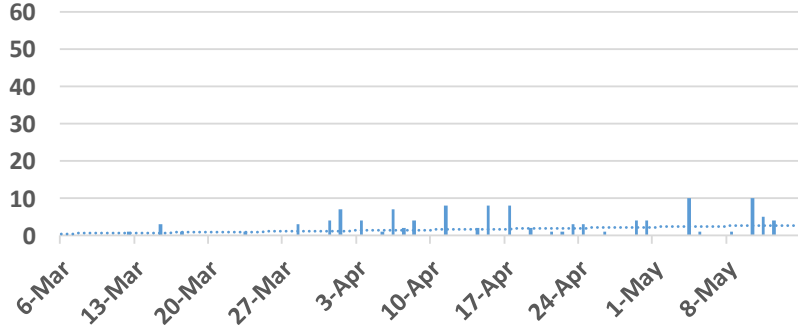
Grenada



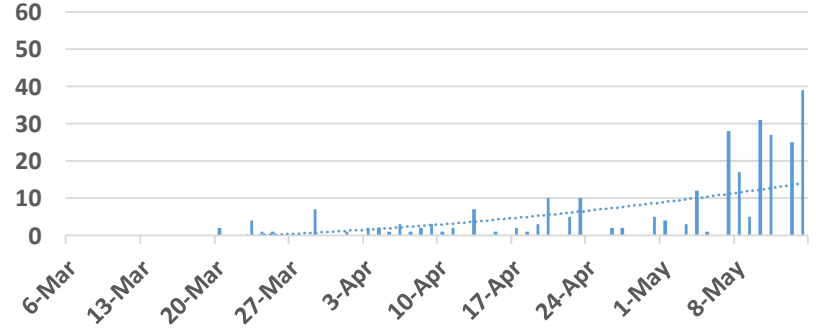


Confirmed Cases in BMCs, 2020

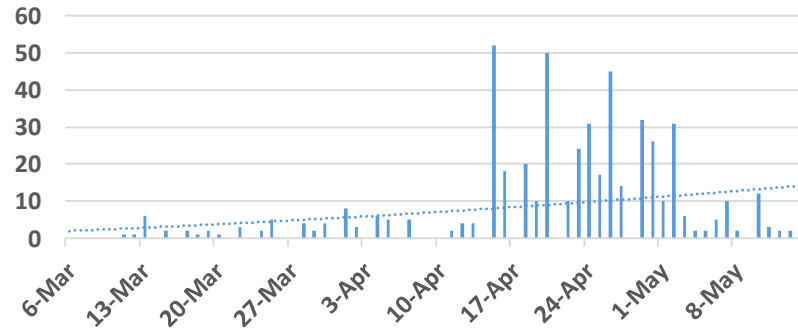
Guyana



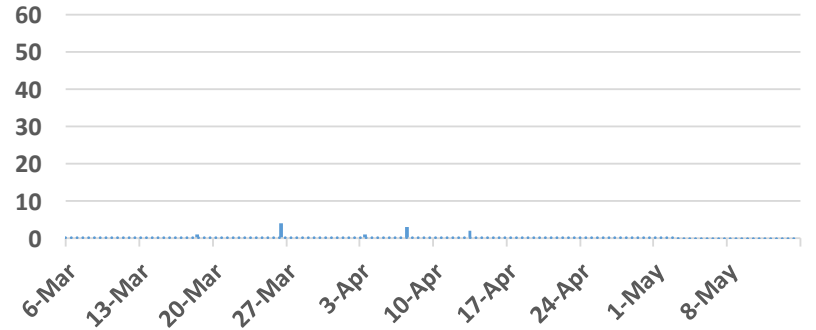
Haiti



Jamaica



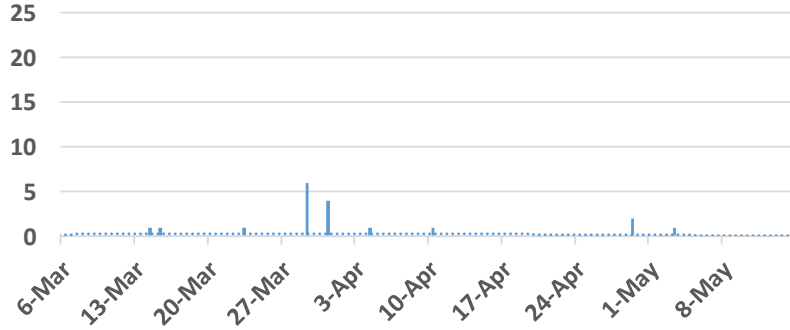
Montserrat



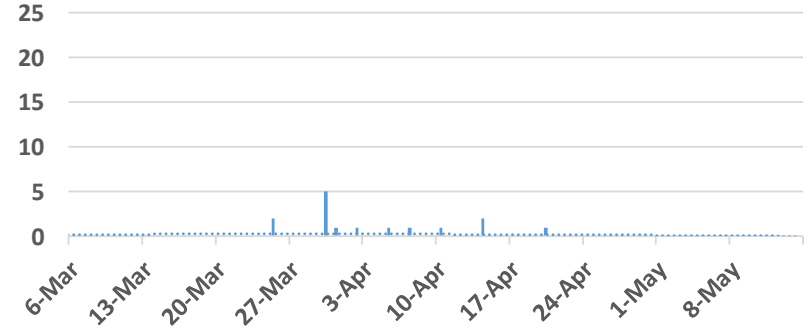


Confirmed cases in BMCs, 2020

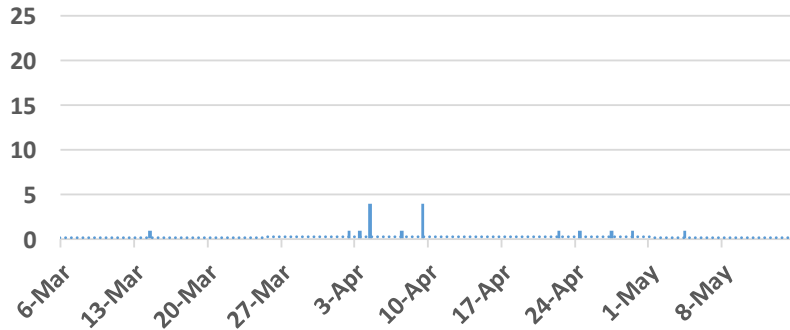
Saint Lucia



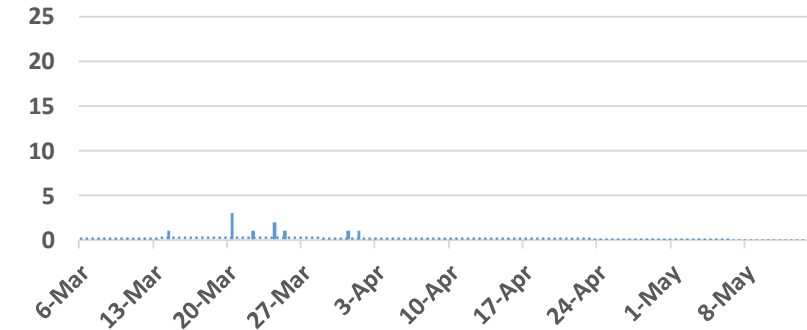
St. Kitts and Nevis



St. Vincent and the Grenadines



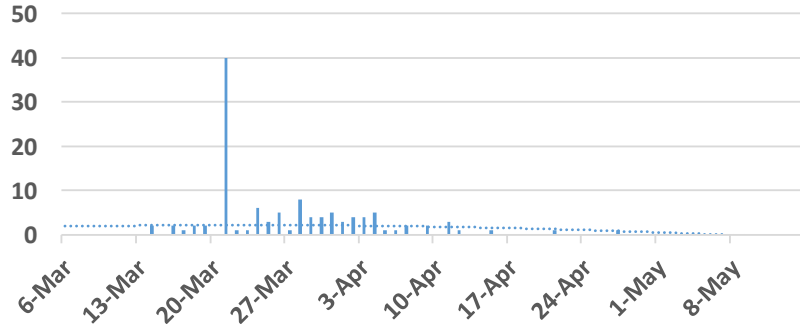
Suriname



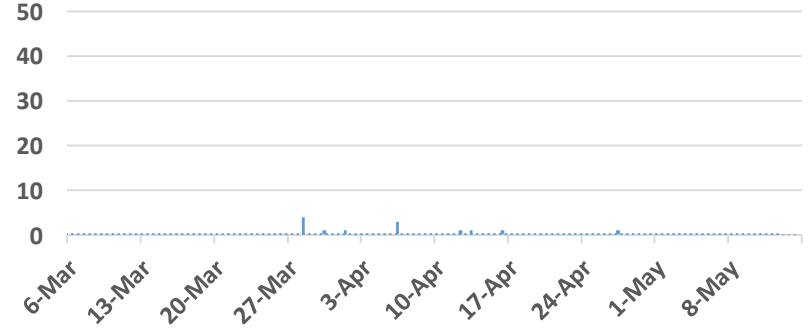


Confirmed Cases in BMCs, 2020

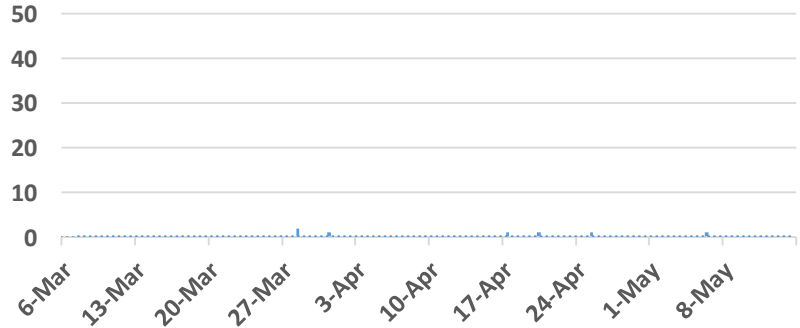
Trinidad and Tobago



Turks and Caicos Islands



Virgin Islands



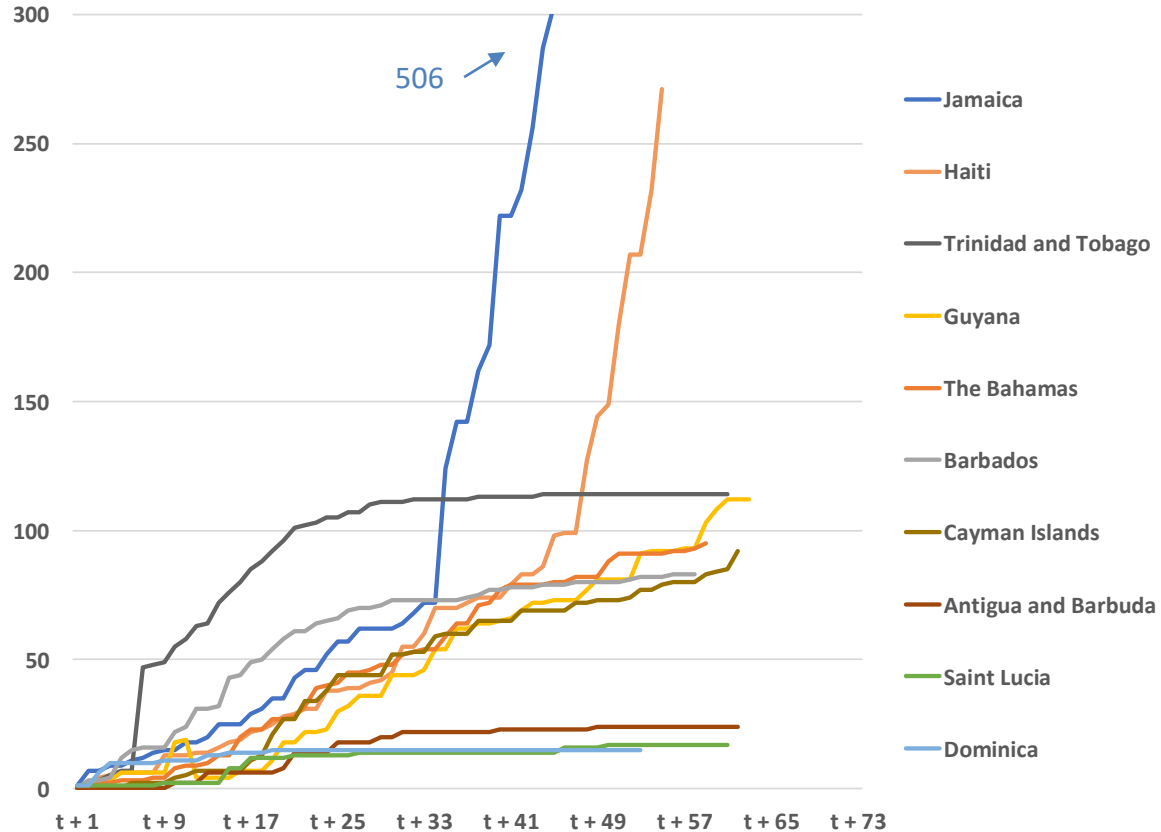


Total Confirmed Cases, Tests and Deaths in BMCs, 2020

	12-May	13-May	14-May	7-Day Change 14-May	Cases	Total Tests	Deaths	Per 100,000 People Cases	Tests
Anguilla	0	0	0	0	3	17	0	20	112
Antigua and Barbuda	0	0	0	0	25	183	3	27	199
The Bahamas	0	1	2	4	96	1,700	11	25	451
Barbados	1	0	0	3	85	3,480	7	30	1,217
Belize	0	0	0	0	18	1,043	2	5	263
Cayman Islands	1	1	7	13	93	5,342	1	147	8,456
Dominica	0	0	0	0	16	420	0	23	592
Grenada	0	0	0	0	21	2,419	0	19	2,240
Guyana	4	0	0	20	114	1,052	10	15	135
Haiti	0	25	39	144	273	1,502	20	2	14
Jamaica	2	2	0	21	509	7,780	9	18	272
Montserrat	0	0	0	0	11	36	1	211	690
Saint Lucia	0	0	0	0	18	727	0	10	411
St. Kitts and Nevis	0	0	0	0	15	327	0	27	584
St. Vincent and the Grenadines	0	0	0	0	17	155	0	15	141
Suriname	0	0	0	0	10	525	1	2	89
Trinidad and Tobago	0	0	0	0	116	2,576	8	8	187
Turks and Caicos Islands	0	0	0	0	12	109	1	33	298
Virgin Islands	0	0	0	0	7	167	1	22	518
BMCs total	8	29	48	205	1,459	29,560	75		



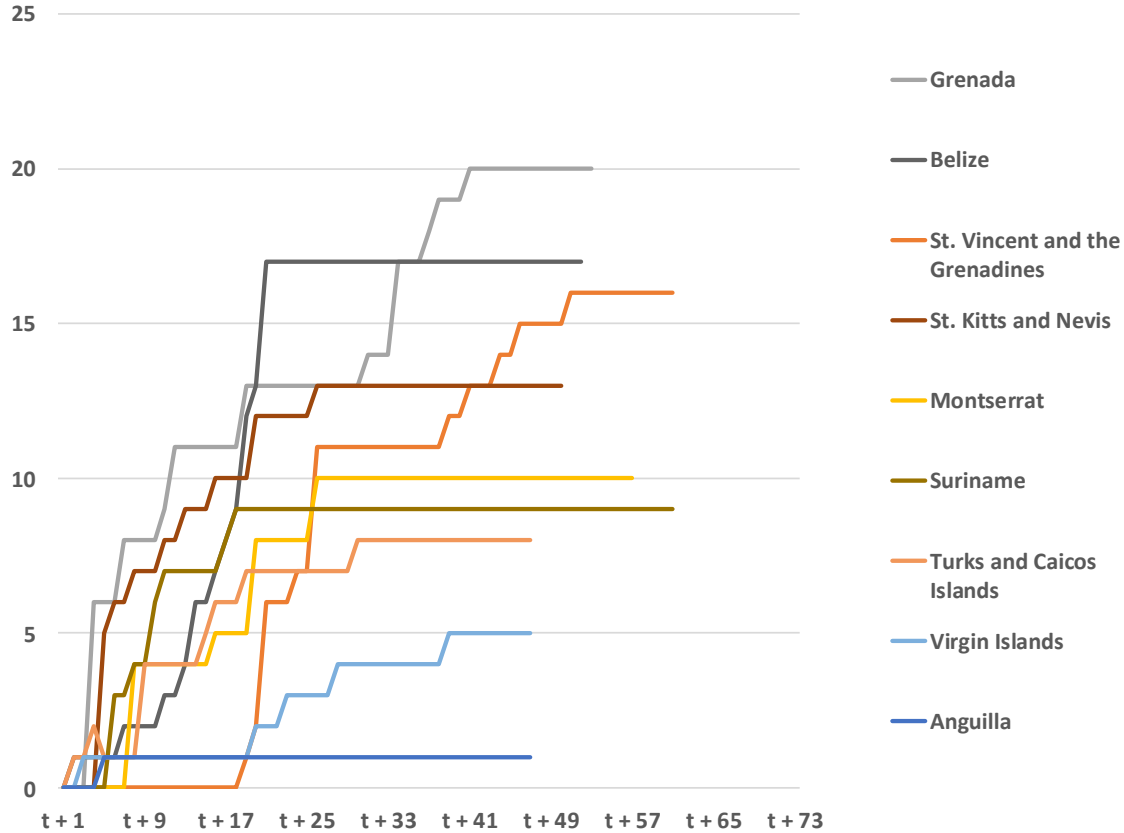
Dynamics of New Cases



t = Day of first case in respective country



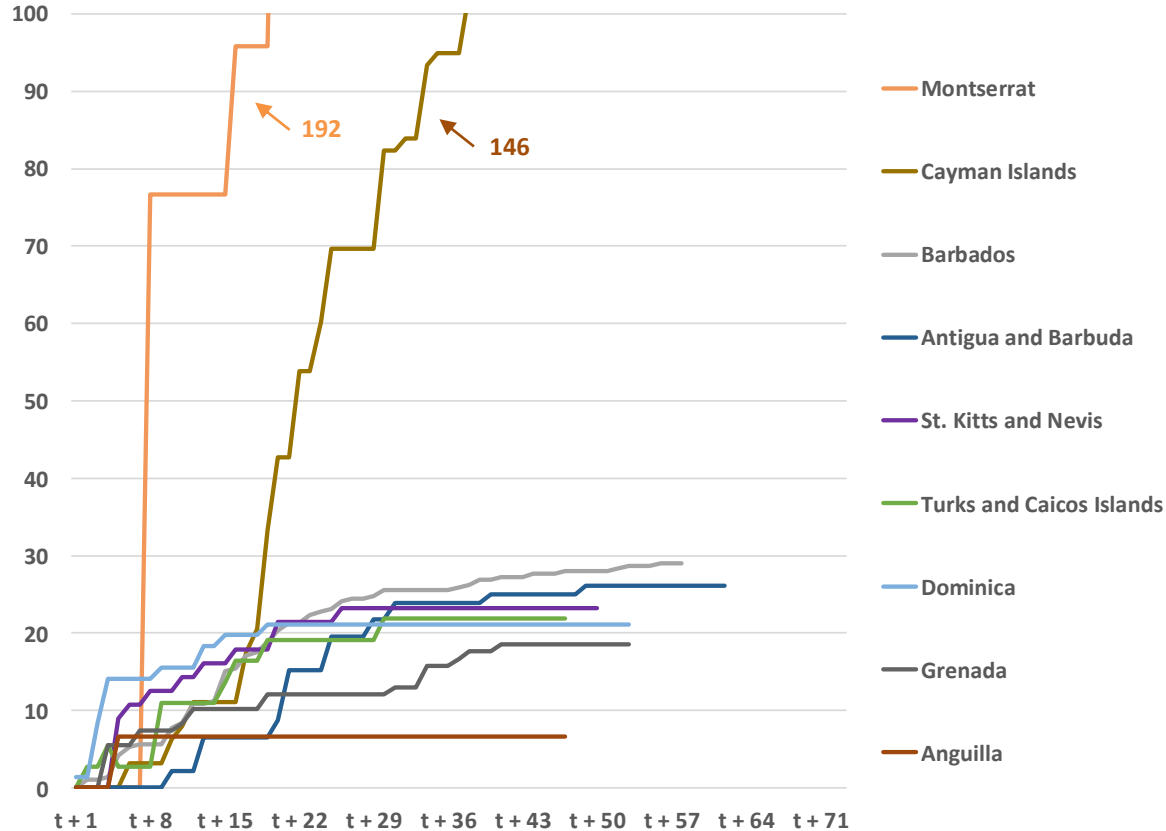
Dynamics of New Cases



t = Day of first case in respective country



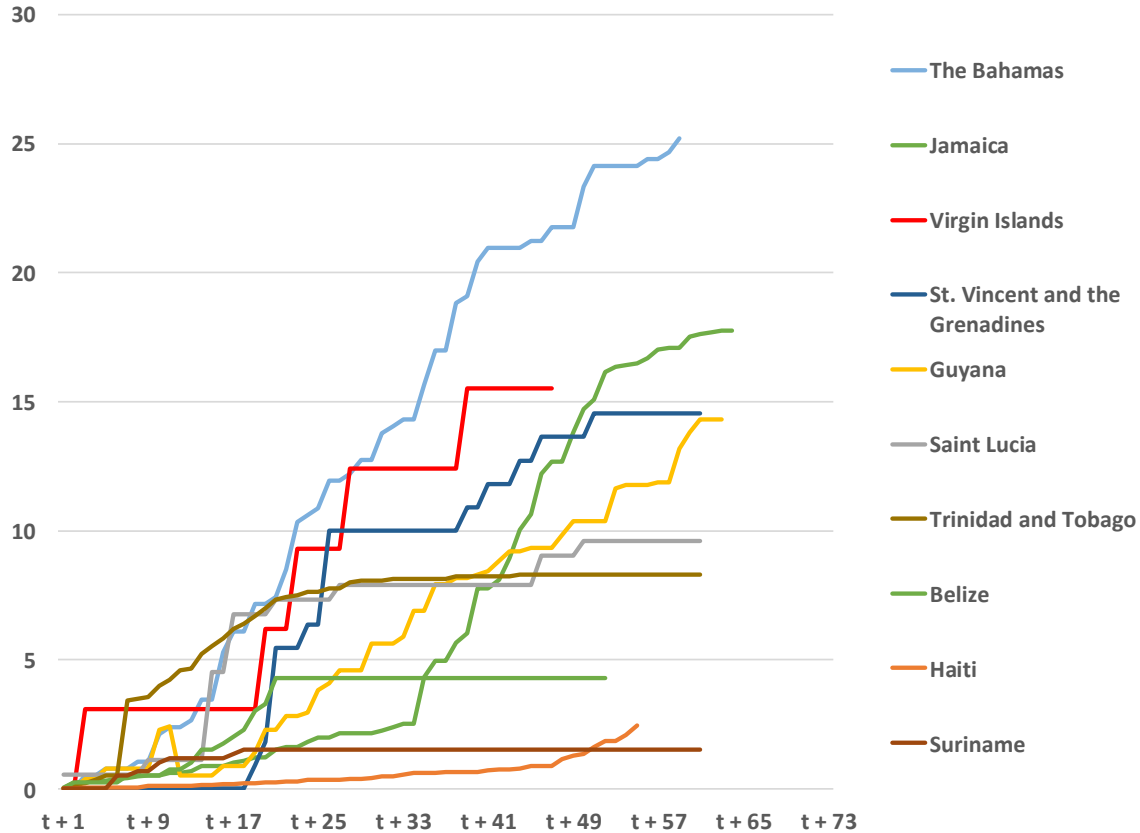
Dynamics of New Cases per 100,000 Population



t = Day of first case in respective country



Dynamics of New Cases per 100,000 Population



t = Day of first case in respective country



Total Confirmed Cases, Weekly Replication Factors in BMCs, 2020

	<i>total cases as of ...</i>						<i>seven-day replication factor of total cases</i>				
	14-May	7-May	30-Apr	23-Apr	16-Apr	9-Apr	14-May	7-May	30-Apr	23-Apr	16-Apr
Anguilla	3	3	3	3	3	3	1.00	1.00	1.00	1.00	1.00
Antigua and Barbuda	25	25	24	24	23	19	1.00	1.04	1.00	1.04	1.21
The Bahamas	96	92	81	72	53	41	1.04	1.14	1.13	1.36	1.29
Barbados	85	82	81	76	75	66	1.04	1.01	1.07	1.01	1.14
Belize	18	18	18	18	18	9	1.00	1.00	1.00	1.00	2.00
Cayman Islands	93	80	73	66	60	45	1.16	1.10	1.11	1.10	1.33
Dominica	16	16	16	16	16	15	1.00	1.00	1.00	1.00	1.07
Grenada	21	21	20	15	14	12	1.00	1.05	1.33	1.07	1.17
Guyana	114	94	83	71	56	38	1.21	1.13	1.17	1.27	1.47
Haiti	273	129	81	72	41	30	2.12	1.59	1.13	1.76	1.37
Jamaica	509	488	422	257	143	63	1.04	1.16	1.64	1.80	2.27
Montserrat	11	11	11	11	11	9	1.00	1.00	1.00	1.00	1.22
Saint Lucia	18	18	17	15	15	14	1.00	1.06	1.13	1.00	1.07
St. Kitts and Nevis	15	15	15	15	14	11	1.00	1.00	1.00	1.07	1.27
St. Vincent and the Grenadines	17	17	16	13	12	12	1.00	1.06	1.23	1.08	1.00
Suriname	10	10	10	10	10	10	1.00	1.00	1.00	1.00	1.00
Trinidad and Tobago	116	116	116	115	114	109	1.00	1.00	1.01	1.01	1.05
Turks and Caicos Islands	12	12	12	11	11	8	1.00	1.00	1.09	1.00	1.38
Virgin Islands	7	7	6	5	3	3	1.00	1.17	1.20	1.67	1.00
BMCs total	1459	1254	1105	885	692	517	1.16	1.13	1.25	1.28	1.34

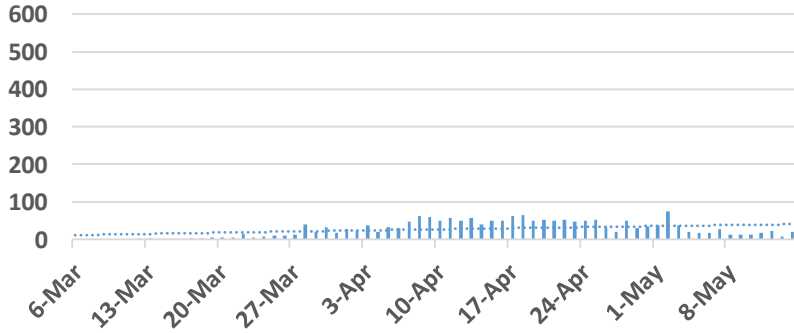
The table to the left displays total confirmed cases as of a specific date and the table to the right displays the replication factor of total confirmed cases over successive seven-day periods. Generally speaking seven-day replication factors are displaying a downward trend.

Other Selected Caribbean Countries

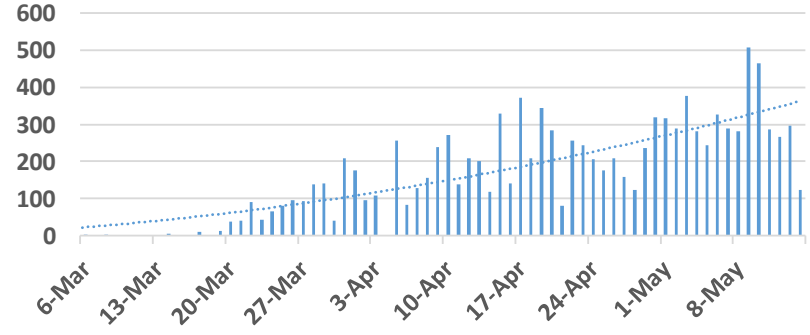


Confirmed Cases in Other Caribbean, 2020

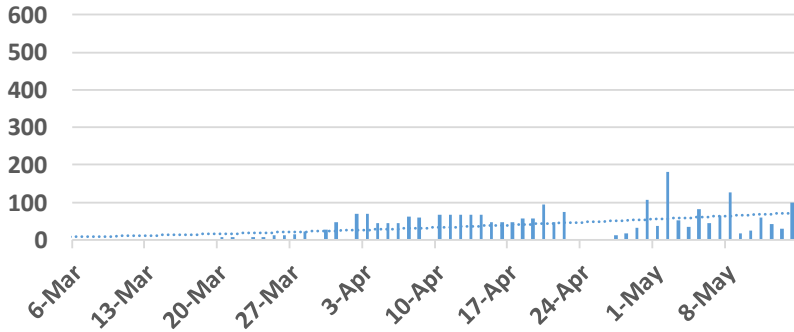
Cuba



Dominican Republic



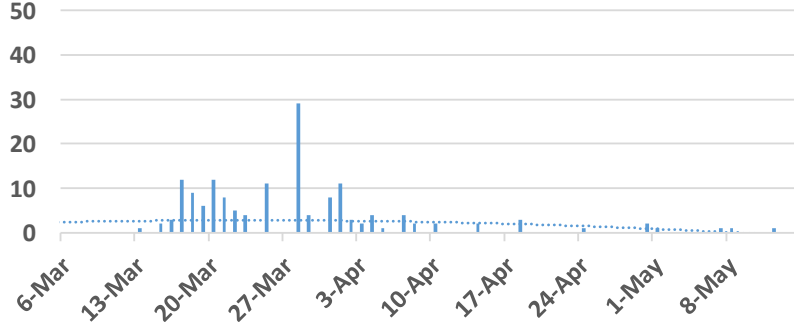
Puerto Rico



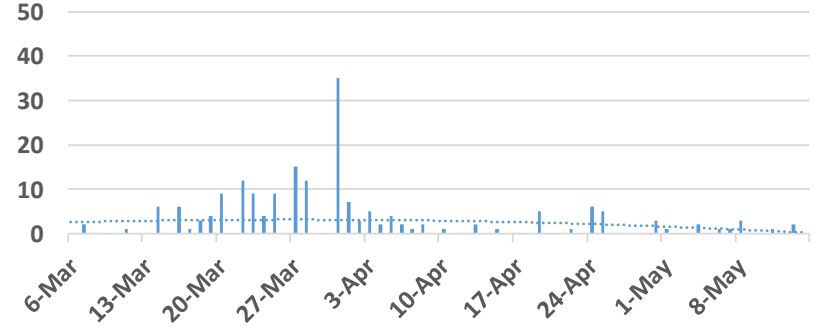


Confirmed Cases in Other Caribbean, 2020

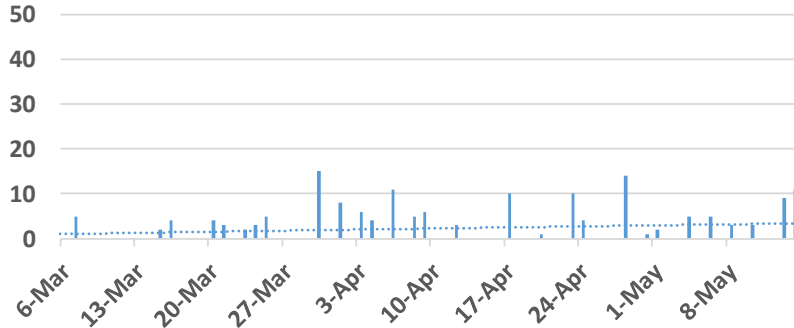
Guadeloupe



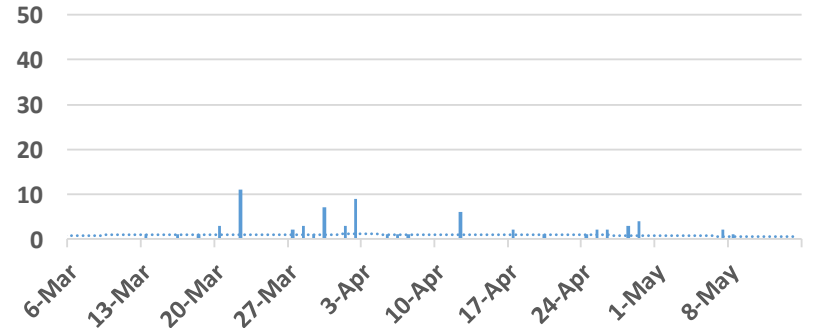
Martinique



French Guyana



US Virgin Islands





Total Confirmed Cases, Tests and Deaths in Other Caribbean, 2020

	12-May	13-May	14-May	7-Day Change	Total			Per 100,000 People	
				14-May	Cases	Tests	Deaths	Cases	Tests
Dominican Republic	266	296	124	2,225	11,320	47,774	422	107	450
Puerto Rico	43	30	98	396	2,427	12,680	117	80	417
Cuba	21	6	20	101	1,830	75,142	79	16	663
Martinique	0	2	0	6	189	na	14	50	na
Guadeloupe	1	0	0	2	155	na	13	39	na
Aruba	0	0	0	0	101	1,937	3	95	1,830
French Guiana	0	9	11	26	164	na	1	58	na
US Virgin Islands	0	0	0	1	69	1,300	6	66	1,242
St Martin	0	0	0	1	39	na	3	105	na
Sint Maarten	0	0	0	0	76	329	15	181	785
Curacao	0	0	0	0	16	389	1	10	239
Saint Barthelemy	0	0	0	0	6	na	0	61	na
Other Caribbean	331	343	253	2,758	16,392	126,871	674		
BMCs	8	29	48	205	1,459	29,560	75		
Total Caribbean	339	372	301	2,963	17,851	156,431	749		



Total Confirmed Cases, Weekly Replication Factors, Other Caribbean, 2020

	<i>total cases as of ...</i>					
	14-May	7-May	30-Apr	23-Apr	16-Apr	9-Apr
Dominican Republic	11320	9095	6972	5543	3755	2349
Puerto Rico	2427	2031	1539	1371	996	572
Cuba	1830	1729	1501	1235	862	515
Martinique	189	183	178	164	158	154
Guadeloupe	155	153	151	148	145	141
Aruba	101	101	100	100	95	82
French Guiana	164	138	126	107	86	83
US Virgin Islands	69	68	66	54	51	45
St Martin	39	38	38	38	35	32
Sint Maarten	76	76	75	73	57	43
Curacao	16	16	16	14	14	14
Saint Barthelemy	6	6	6	6	6	6
Other Caribbean	16392	13634	10768	8853	6260	4036
BMCs	1459	1254	1105	885	692	517
Total Caribbean	17851	14888	11873	9738	6952	4553

	<i>seven-day replication factor of total cases</i>				
	14-May	7-May	30-Apr	23-Apr	16-Apr
Dominican Republic	1.24	1.30	1.26	1.48	1.60
Puerto Rico	1.19	1.32	1.12	1.38	1.74
Cuba	1.06	1.15	1.22	1.43	1.67
Martinique	1.03	1.03	1.09	1.04	1.03
Guadeloupe	1.01	1.01	1.02	1.02	1.03
Aruba	1.00	1.01	1.00	1.05	1.16
French Guiana	1.19	1.10	1.18	1.24	1.04
US Virgin Islands	1.01	1.03	1.22	1.06	1.13
St Martin	1.03	1.00	1.00	1.09	1.09
Sint Maarten	1.00	1.01	1.03	1.28	1.33
Curacao	1.00	1.00	1.14	1.00	1.00
Saint Barthelemy	1.00	1.00	1.00	1.00	1.00
Other Caribbean	1.20	1.27	1.22	1.41	1.55
BMCs	1.16	1.13	1.25	1.28	1.34
Total Caribbean	1.20	1.25	1.22	1.40	1.53

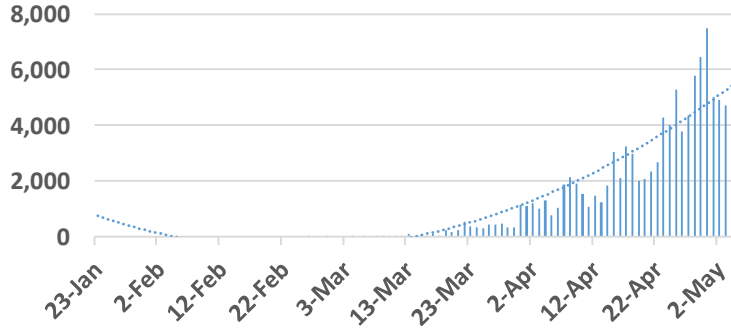
The table to the left displays total confirmed cases as of a specific date and the table to the right displays the replication factor of total confirmed cases over successive seven-day periods. Generally speaking seven-day replication factors are displaying a downward trend.

Other CDB Member Countries and USA

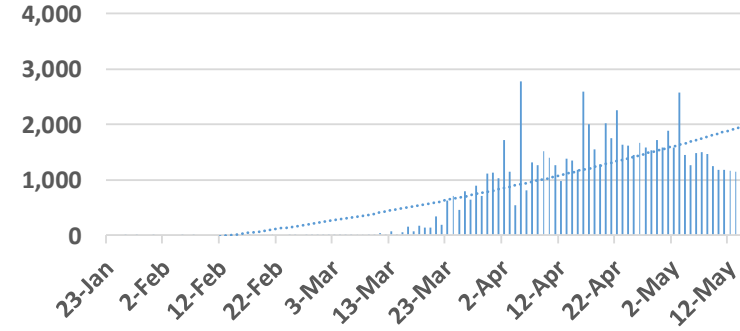


Confirmed Cases in Other CDB Member Countries and USA, 2020

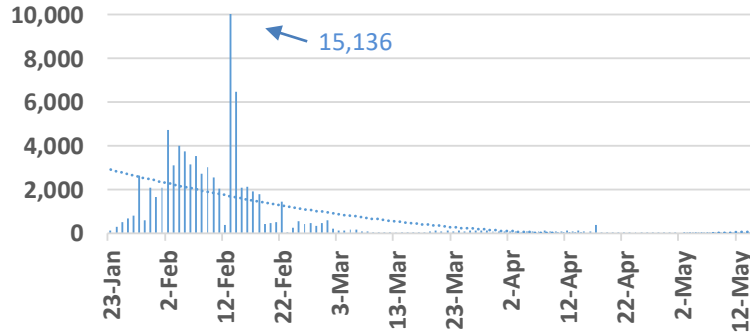
Brazil



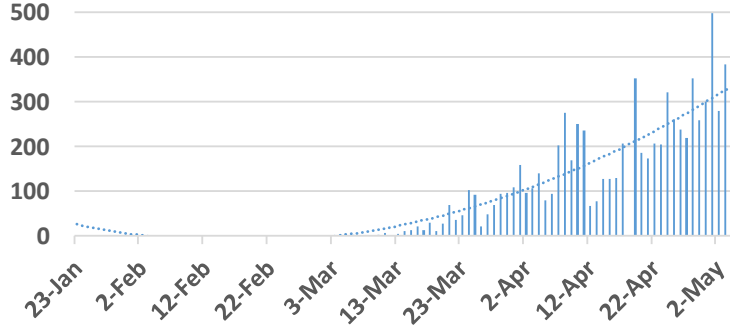
Canada



China



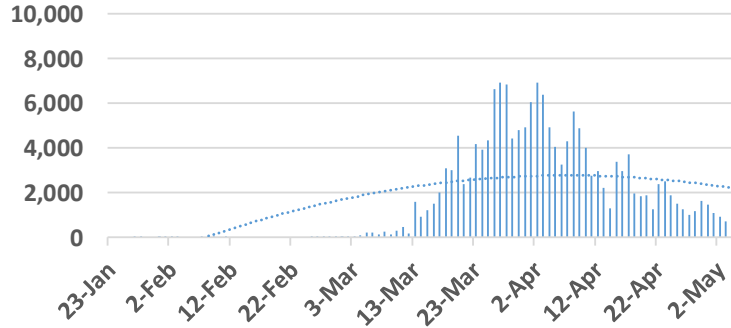
Colombia



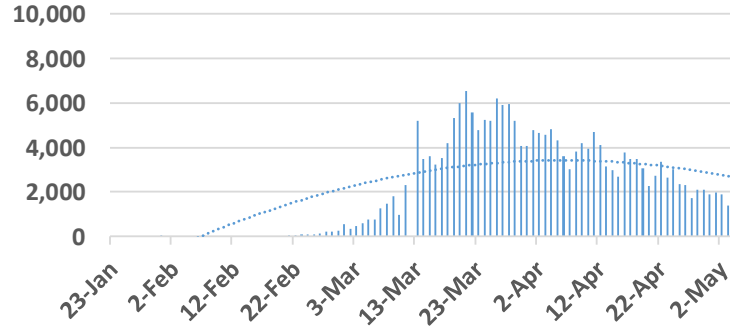


Confirmed Cases in Other CDB Member Countries and USA, 2020

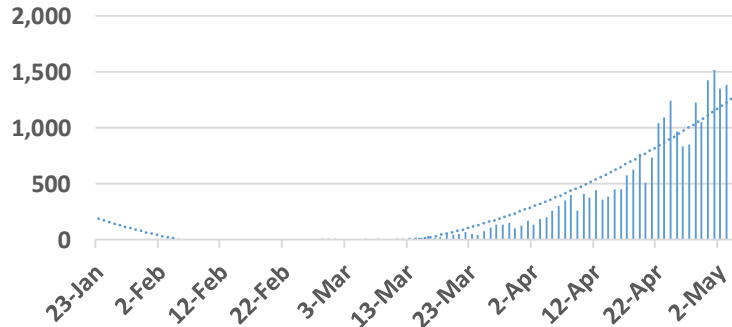
Germany



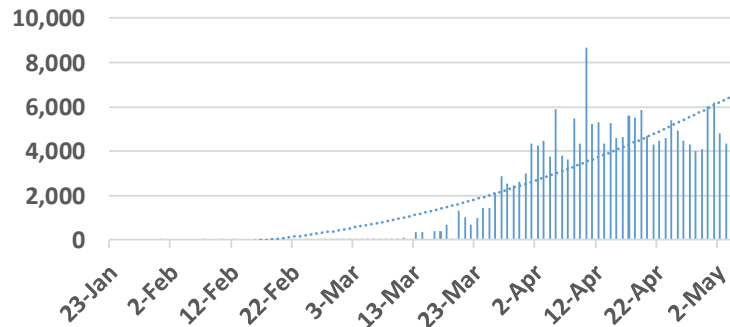
Italy



Mexico



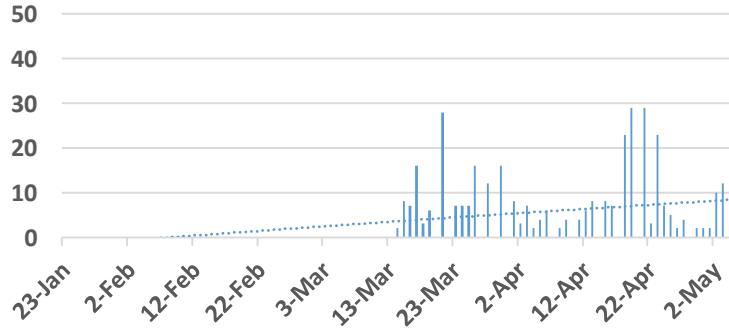
United Kingdom



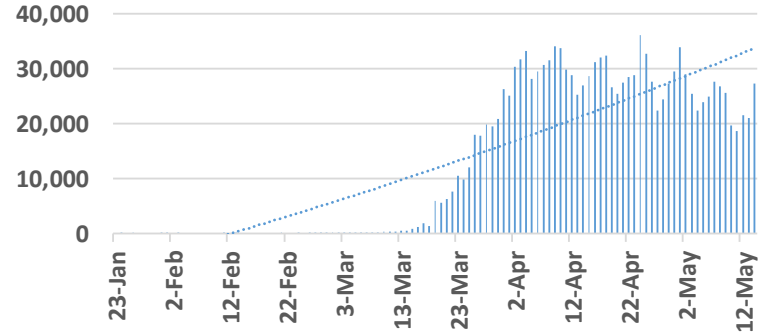


Confirmed Cases in Other CDB Member Countries and USA, 2020

Venezuela



USA





Credits

Economics Department
Caribbean Development Bank
P.O. Box 408
Wilkey, St. Michael BB11000
BARBADOS