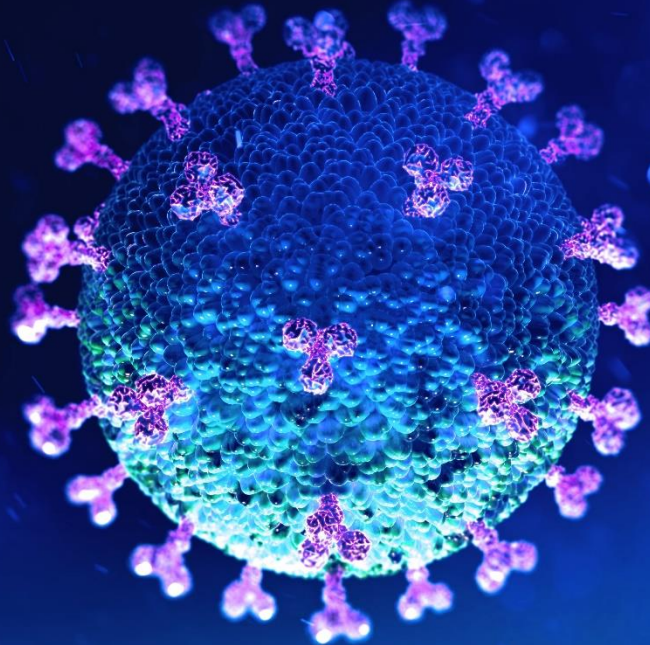




COVID-19 Pandemic in the Caribbean

New Confirmed Cases of SARS-CoV-2 Infections



Latest update: Sunday, May 17, 2020, 10:00 p.m. AST



Disclaimer

Copyright © Caribbean Development Bank (CDB).

The opinions, findings, interpretations and conclusions expressed in this publication are those of the staff of CDB and do not necessarily reflect the official policy or position of CDB, its Board of Directors, or the countries they represent.

Statistical country data in this presentation may not be comparable across countries due to factors including but not limited to differences in demographics, health sector capacity and initial health outcomes as well as differences in overall capacities and approaches to address the crisis.

This work may be reproduced, with attribution to CDB, for any non-commercial purpose. The use of CDB's name for any purpose other than for attribution, and the use of CDB's logo shall be subject to a separate written licence agreement between CDB and the user and is not authorized as part of this licence. No derivative work is allowed.

CDB does not necessarily own each component of the content contained within this document and, therefore, does not warrant that the use of any third-party owned individual component or part contained in this work will not infringe on the rights of those third parties. Any risks of claims resulting from such infringement rest solely with the user. CDB does not guarantee the accuracy of the data included in this work.

Any dispute related to the use of the works of CDB that cannot be settled amicably shall be submitted to arbitration pursuant to the UNCITRAL rules. Nothing herein shall constitute or be deemed to constitute a waiver of the privileges and immunities of CDB, all of which are specifically reserved.



Objectives of Publication

The objectives of this publication are:

- to provide statistics and display trends regarding the spread of the Novel Coronavirus disease in Borrowing Member Countries of the Caribbean Development Bank.
- to keep the general public informed regarding the evolution of relevant data which have the potential to impact social and economic development in the Region.



Definitions

Abbreviations:

CDB - Caribbean Development Bank

BMC - Borrowing Member Country

COVID-19: Coronavirus disease 2019 as defined by the World Health Organisation. In this publication COVID-19 is used as a proxy for all infections with the severe acute respiratory syndrome coronavirus 2 (SARS-CoV-2).

Data Sources:

- Johns Hopkins University via Github.com
- Caribbean Disaster Emergency Management Agency (CDEMA) and Pan American Health Organisation (PAHO) COVID-19 Situation Reports
- Worldometers website <https://www.worldometers.info/coronavirus>
- Some data points might vary from national data due to delayed reporting

An aerial photograph of a city, likely in the Caribbean, with a blue overlay. The image shows a dense urban area with various buildings, including a prominent blue and yellow building in the center. The text 'Table of Contents' is overlaid in white on the top left of the image.

Table of Contents

Confirmed aggregated COVID-19 cases in the Caribbean Region

Confirmed COVID-19 cases in CDB's BMCs

Confirmed COVID-19 cases in Other Selected Caribbean Countries

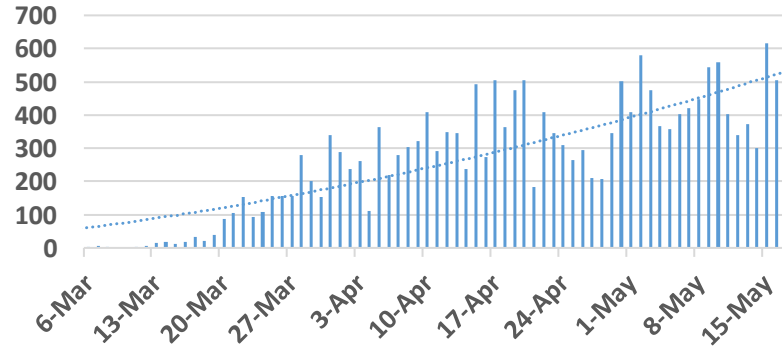
Confirmed COVID-19 cases in Other CDB Member Countries and the United States of America

Caribbean Region

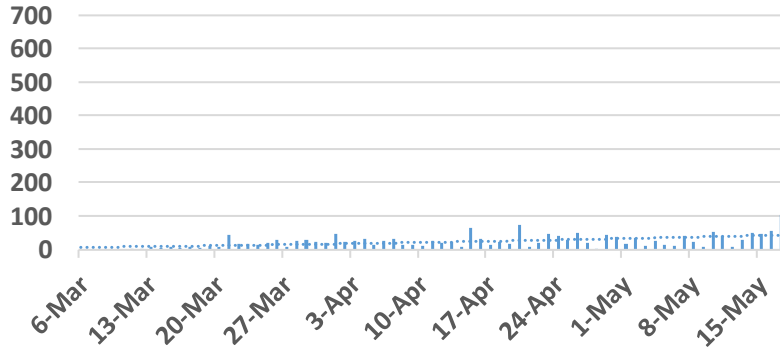


Confirmed Cases in the Caribbean, 2020

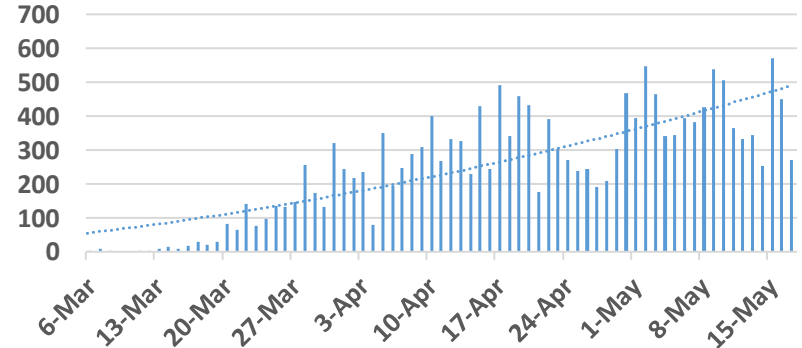
Caribbean Total



CDB's BMCs



Other Caribbean

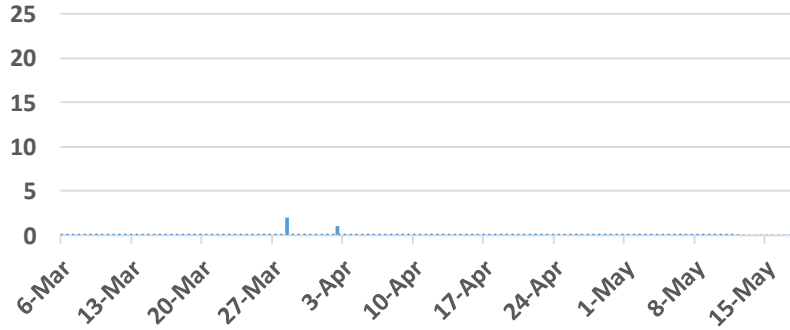


CDB's Borrowing Member Countries

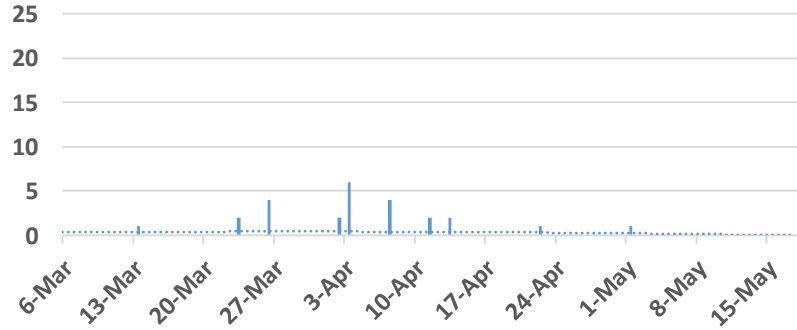


Confirmed Cases in BMCs, 2020

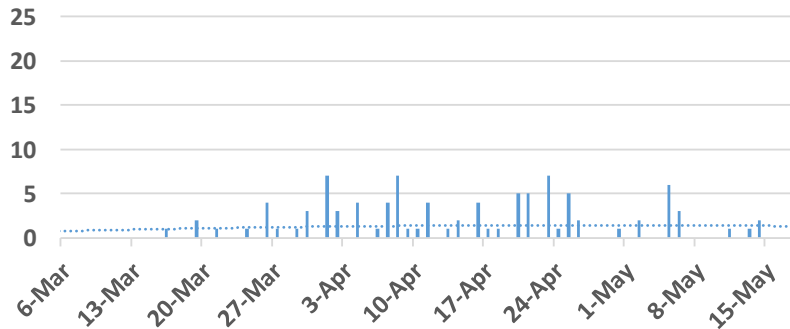
Anguilla



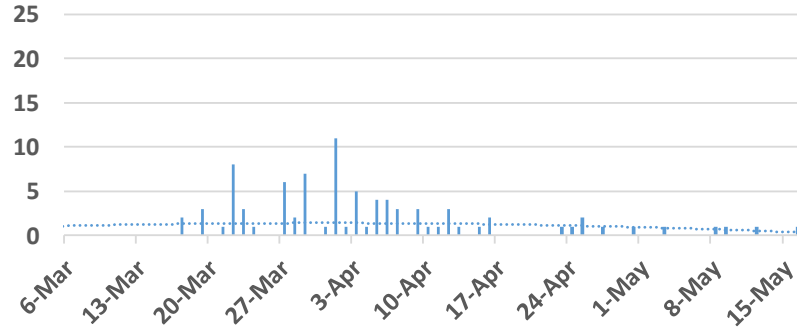
Antigua and Barbuda



The Bahamas



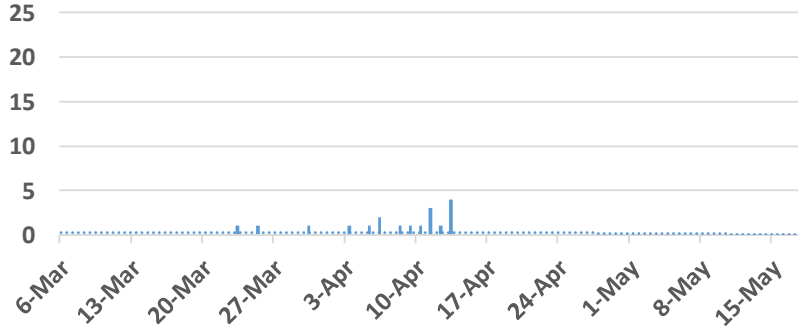
Barbados



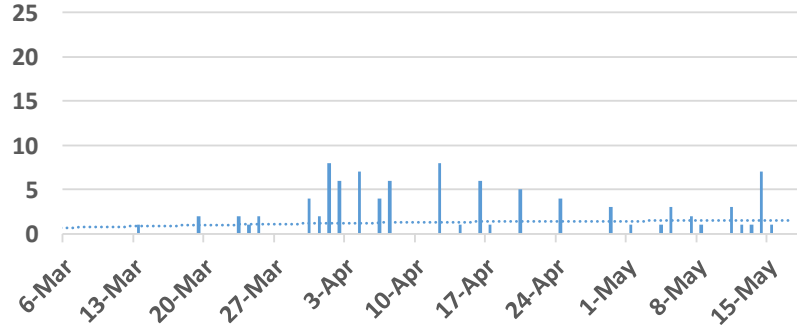


Confirmed Cases in BMCs, 2020

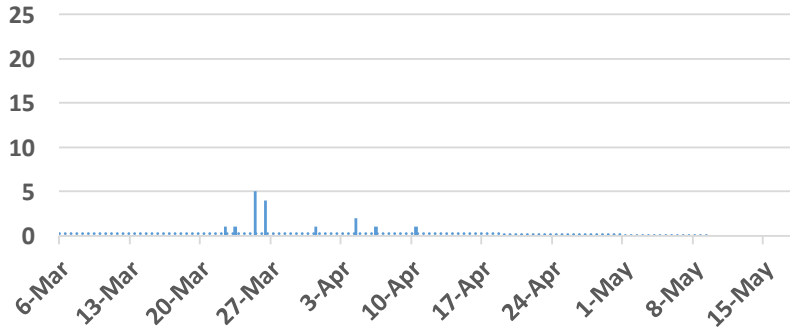
Belize



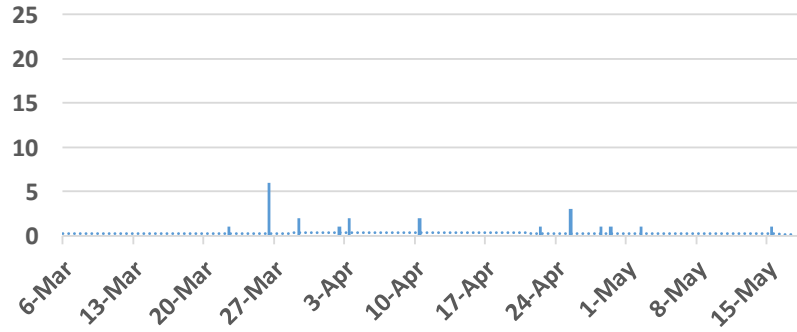
Cayman Islands



Dominica



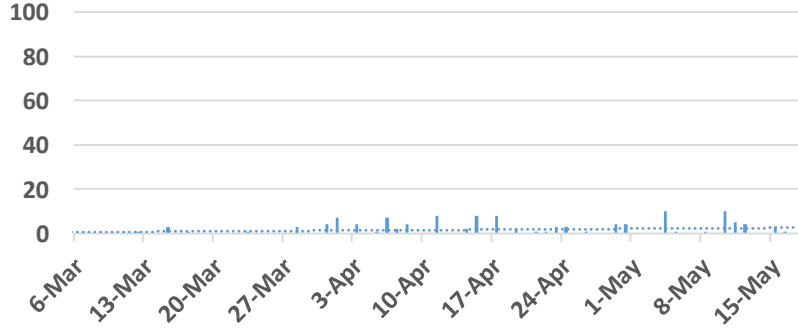
Grenada



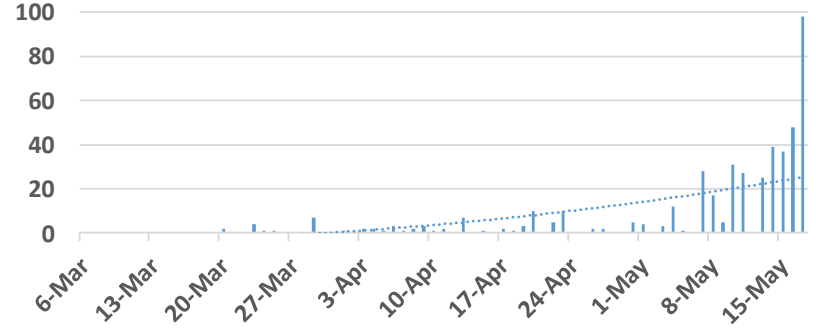


Confirmed Cases in BMCs, 2020

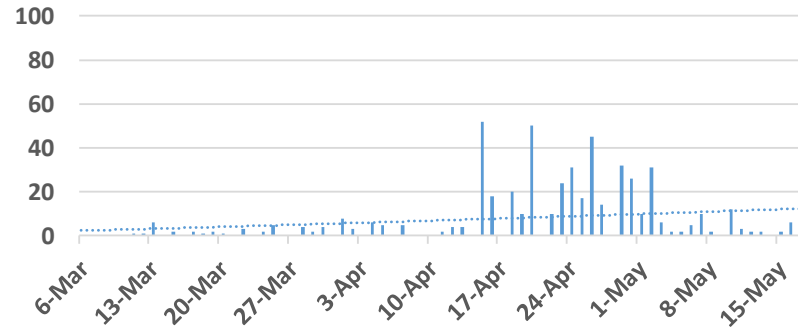
Guyana



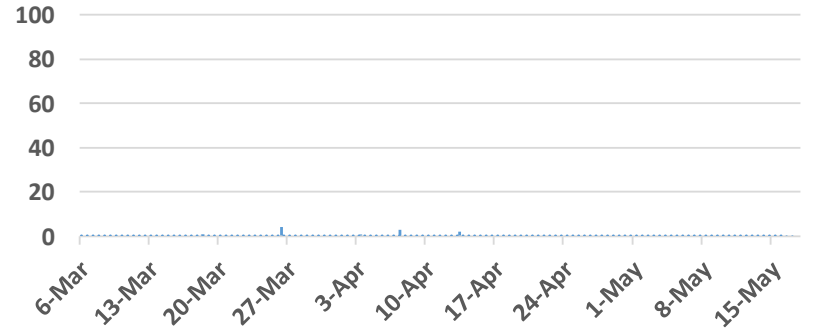
Haiti



Jamaica



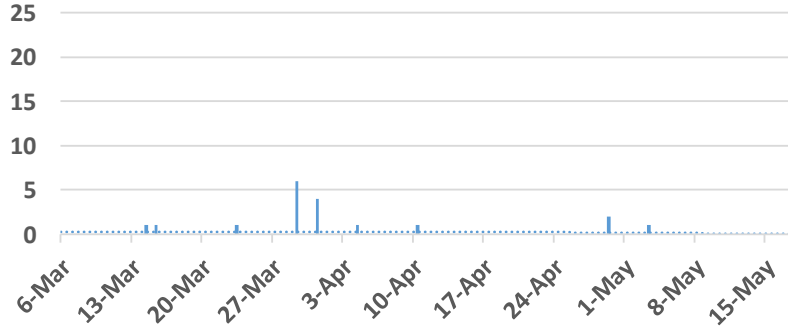
Montserrat



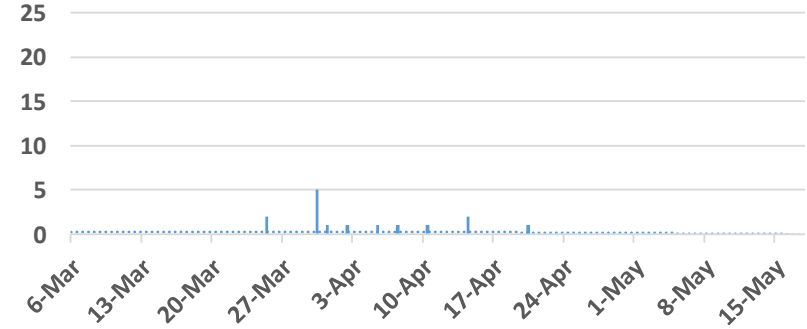


Confirmed cases in BMCs, 2020

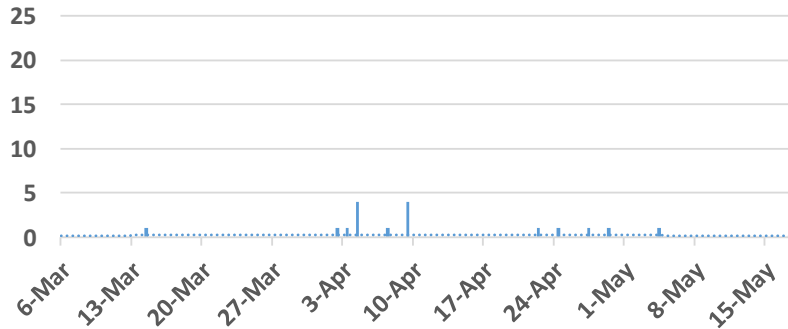
Saint Lucia



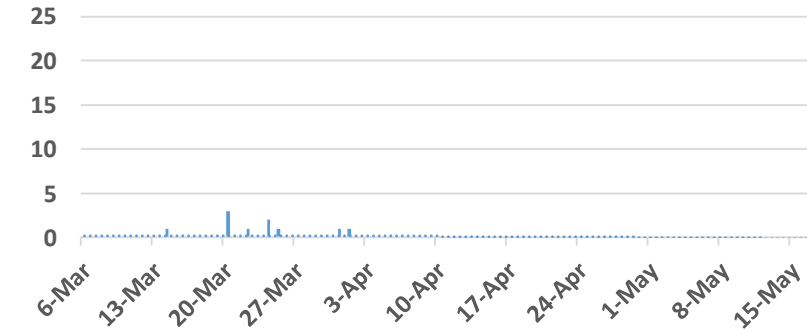
St. Kitts and Nevis



St. Vincent and the Grenadines



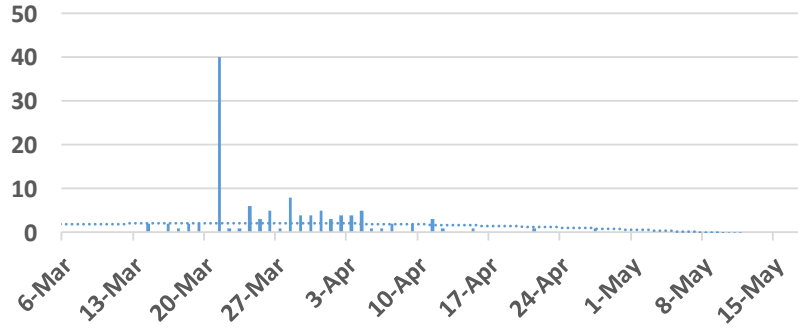
Suriname



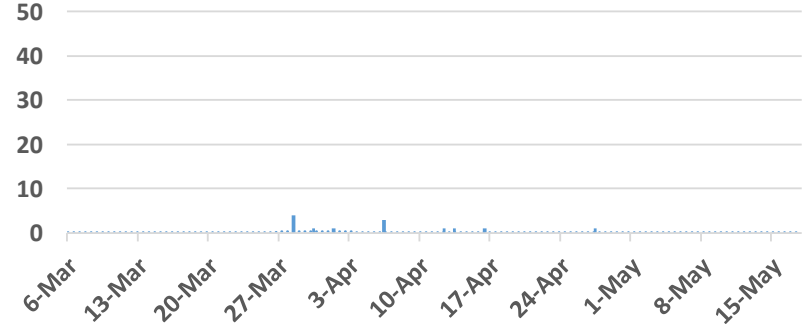


Confirmed Cases in BMCs, 2020

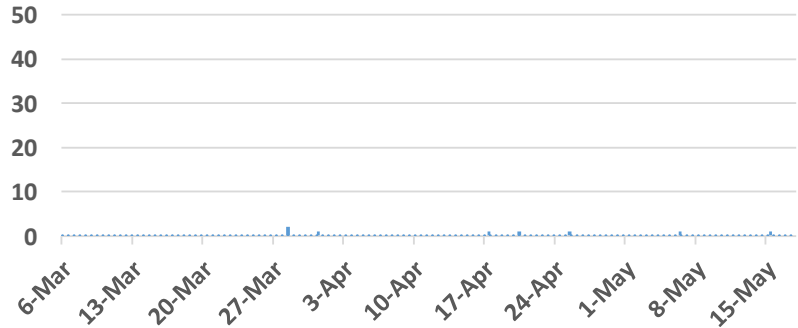
Trinidad and Tobago



Turks and Caicos Islands



Virgin Islands



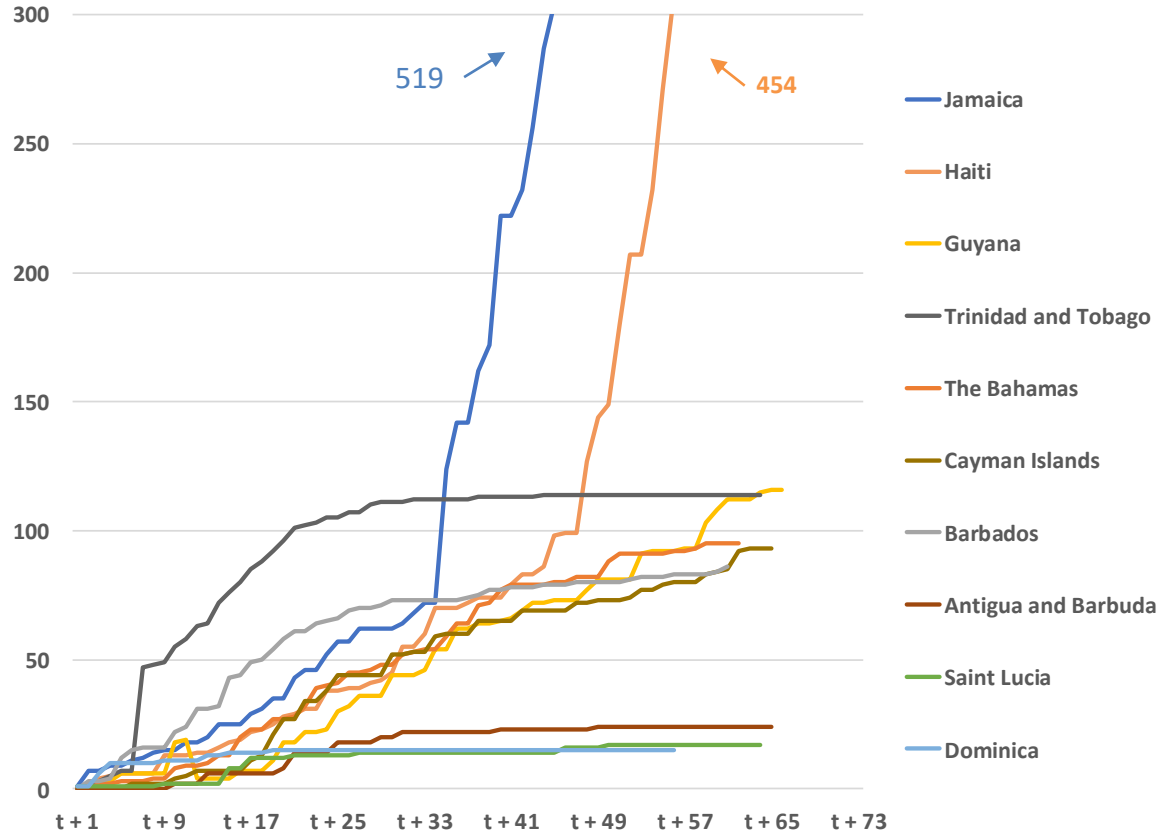


Total Confirmed Cases, Tests and Deaths in BMCs, 2020

	15-May	16-May	17-May	7-Day Change 17-May	Cases	Total Tests	Deaths	Per 100,000 People Cases	Tests
Anguilla	0	0	0	0	3	17	0	20	112
Antigua and Barbuda	0	0	0	0	25	183	3	27	199
The Bahamas	0	0	0	4	96	1,814	11	25	481
Barbados	0	1	2	4	88	3,924	7	31	1,372
Belize	0	0	0	0	18	1,043	2	5	263
Cayman Islands	1	0	0	13	94	5,900	1	149	9,339
Dominica	0	0	0	0	16	433	0	23	610
Grenada	1	0	0	1	22	2,419	0	20	2,240
Guyana	3	1	0	13	118	1,089	10	15	139
Haiti	37	48	98	274	456	1,669	20	4	15
Jamaica	2	6	3	18	520	8,515	9	18	298
Montserrat	0	0	0	0	11	36	1	211	690
Saint Lucia	0	0	0	0	18	786	0	10	444
St. Kitts and Nevis	0	0	0	0	15	327	0	27	584
St. Vincent and the Grenadines	0	0	0	0	17	155	0	15	141
Suriname	0	0	0	0	10	525	1	2	89
Trinidad and Tobago	0	0	0	0	116	2,682	8	8	195
Turks and Caicos Islands	0	0	0	0	12	109	1	33	298
Virgin Islands	1	0	0	1	8	167	1	25	518
BMCs total	45	56	103	328	1,663	31,793	75		



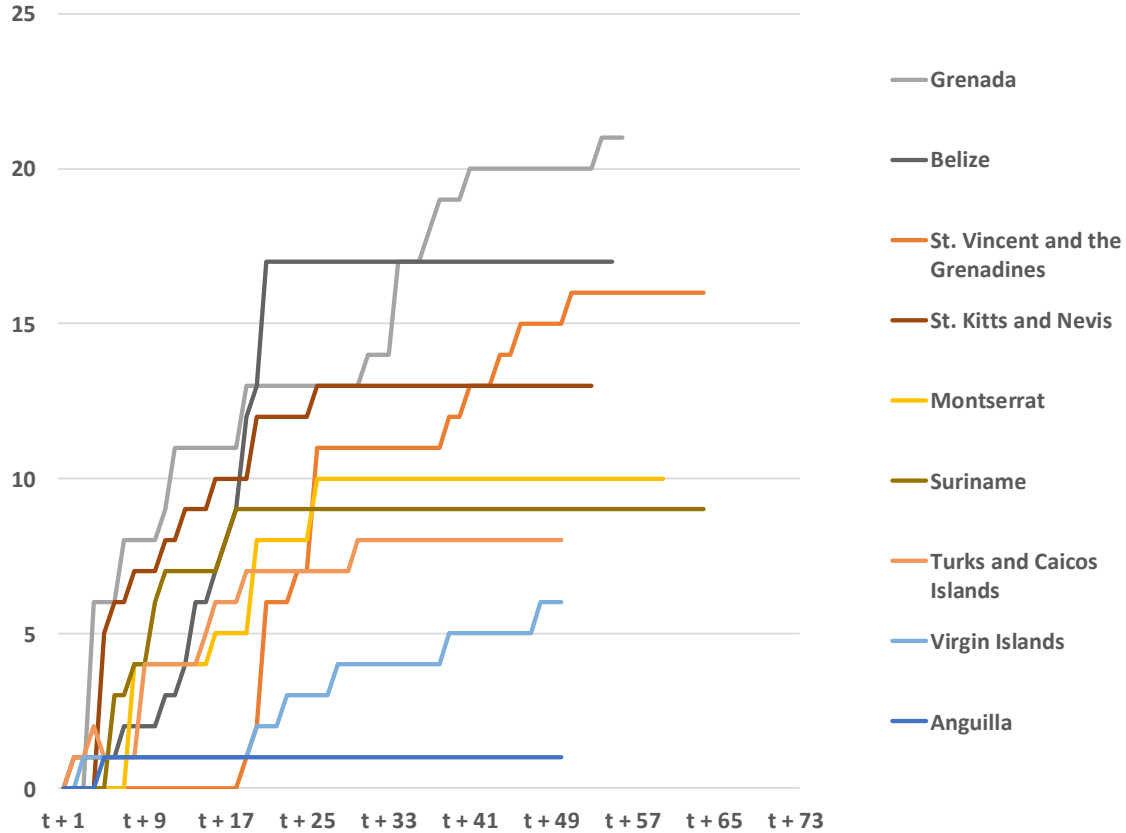
Dynamics of New Cases



t = Day of first case in respective country



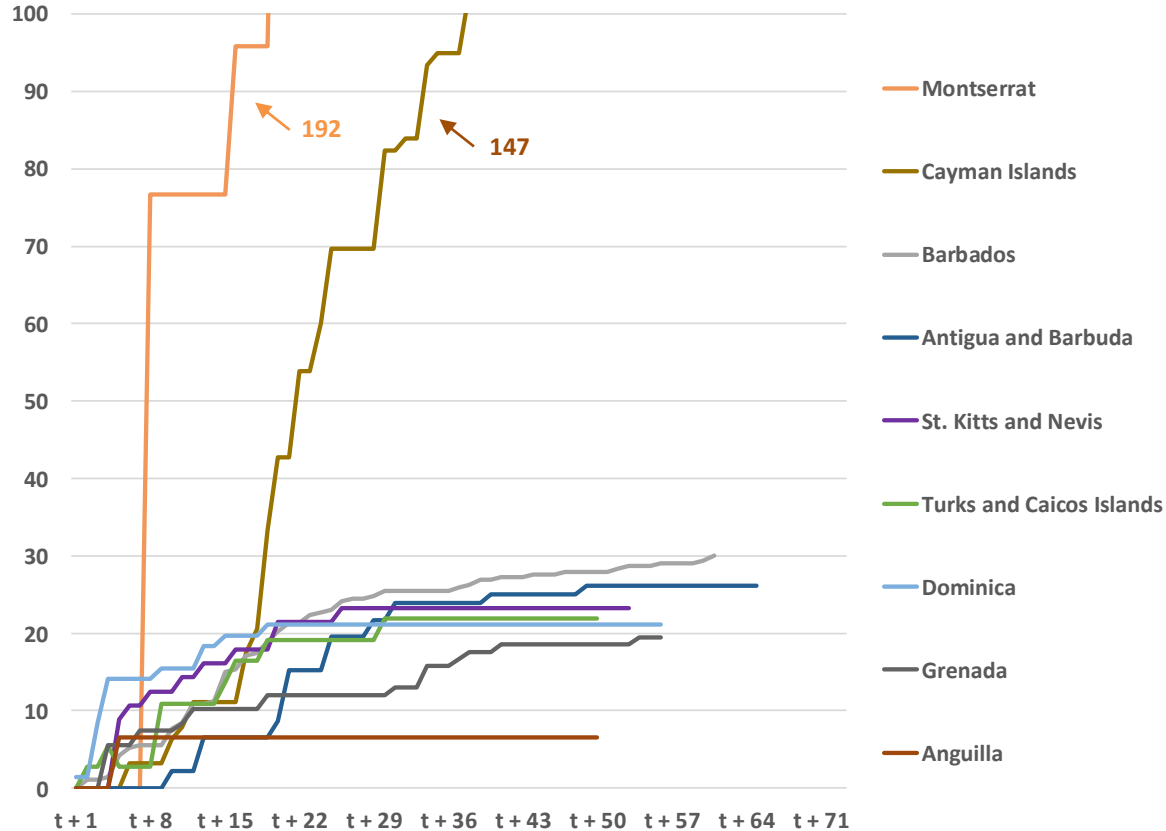
Dynamics of New Cases



t = Day of first case in respective country



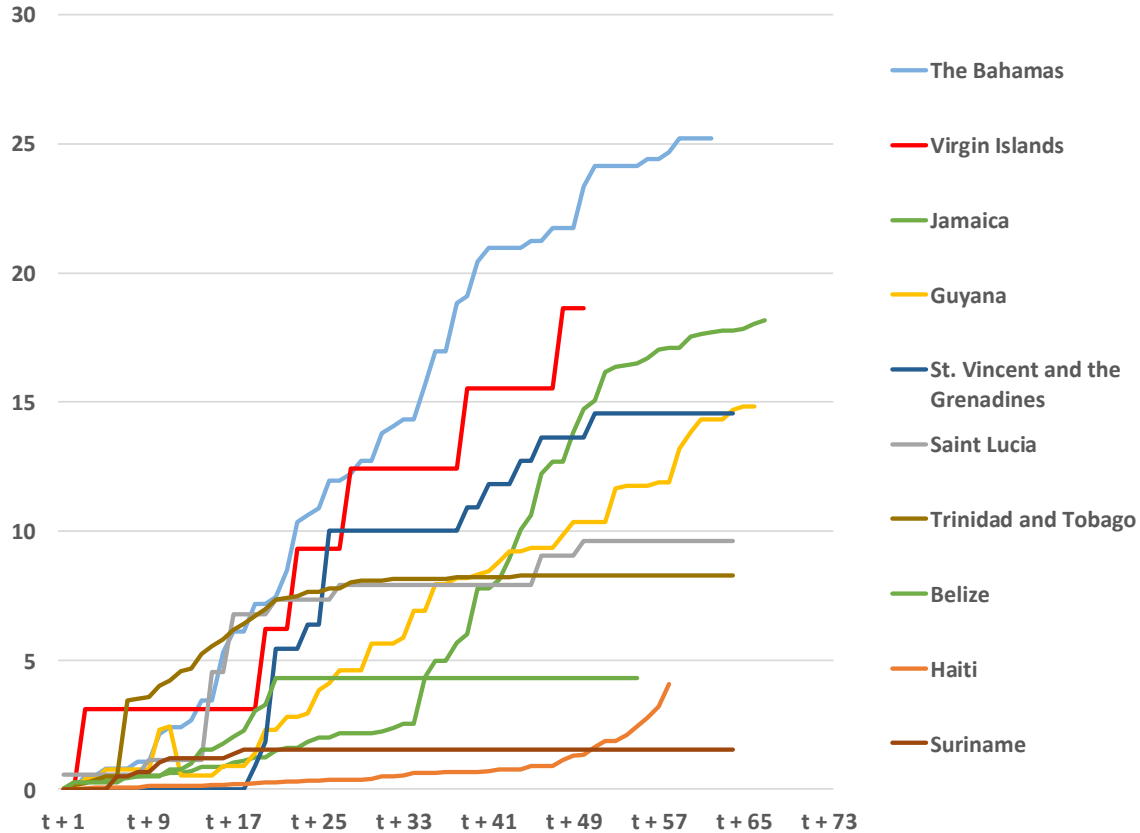
Dynamics of New Cases per 100,000 Population



t = Day of first case in respective country



Dynamics of New Cases per 100,000 Population



t = Day of first case in respective country



Total Confirmed Cases, Weekly Replication Factors in BMCs, 2020

	<i>total cases as of ...</i>						<i>seven-day replication factor of total cases</i>				
	17-May	10-May	3-May	26-Apr	19-Apr	12-Apr	17-May	10-May	3-May	26-Apr	19-Apr
Anguilla	3	3	3	3	3	3	1.00	1.00	1.00	1.00	1.00
Antigua and Barbuda	24	24	24	24	23	21	1.00	1.00	1.00	1.04	1.10
The Bahamas	97	93	84	80	55	46	1.04	1.11	1.05	1.45	1.20
Barbados	90	86	84	79	75	71	1.05	1.02	1.06	1.05	1.06
Belize	18	18	18	18	18	14	1.00	1.00	1.00	1.00	1.29
Cayman Islands	93	80	73	70	61	53	1.16	1.10	1.04	1.15	1.15
Dominica	16	16	16	16	16	16	1.00	1.00	1.00	1.00	1.00
Grenada	21	20	20	18	14	14	1.05	1.00	1.11	1.29	1.00
Guyana	130	117	95	75	66	46	1.11	1.23	1.27	1.14	1.43
Haiti	464	190	96	74	47	33	2.44	1.98	1.30	1.57	1.42
Jamaica	551	533	500	350	173	69	1.03	1.07	1.43	2.02	2.51
Montserrat	11	11	11	11	11	9	1.00	1.00	1.00	1.00	1.22
Saint Lucia	17	17	17	15	15	15	1.00	1.00	1.13	1.00	1.00
St. Kitts and Nevis	15	15	15	15	14	12	1.00	1.00	1.00	1.07	1.17
St. Vincent and the Grenadines	17	17	16	14	12	12	1.00	1.06	1.14	1.17	1.00
Suriname	10	10	10	10	10	10	1.00	1.00	1.00	1.00	1.00
Trinidad and Tobago	116	116	116	115	114	113	1.00	1.00	1.01	1.01	1.01
Turks and Caicos Islands	12	12	12	11	11	9	1.00	1.00	1.09	1.00	1.22
Virgin Islands	8	7	6	6	4	3	1.14	1.17	1.00	1.50	1.33
BMCs total	1713	1385	1216	1004	742	569	1.24	1.14	1.21	1.35	1.30

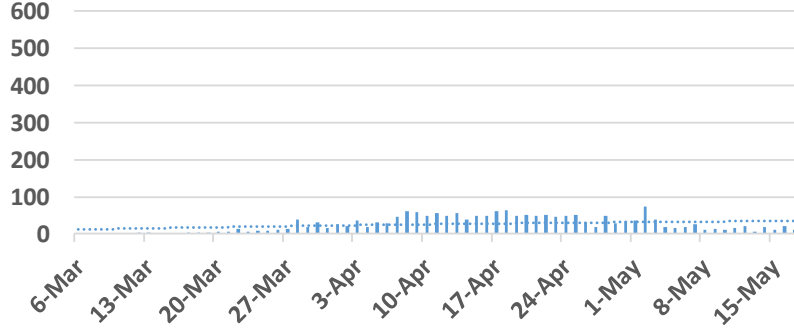
The table to the left displays total confirmed cases as of a specific date and the table to the right displays the replication factor of total confirmed cases over successive seven-day periods. Generally speaking seven-day replication factors are displaying a downward trend.

Other Selected Caribbean Countries

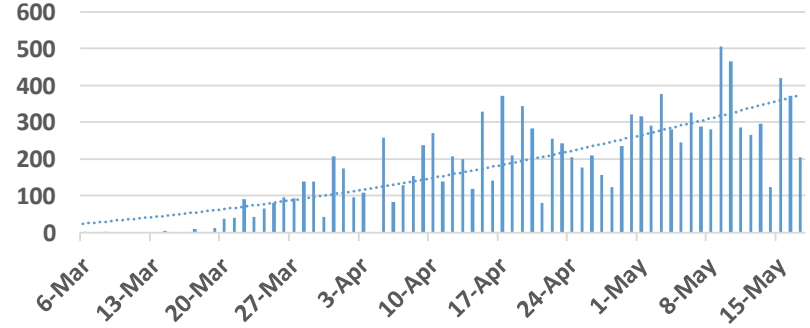


Confirmed Cases in Other Caribbean, 2020

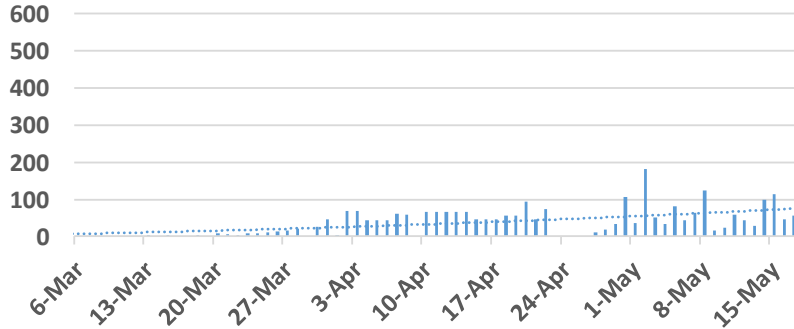
Cuba



Dominican Republic



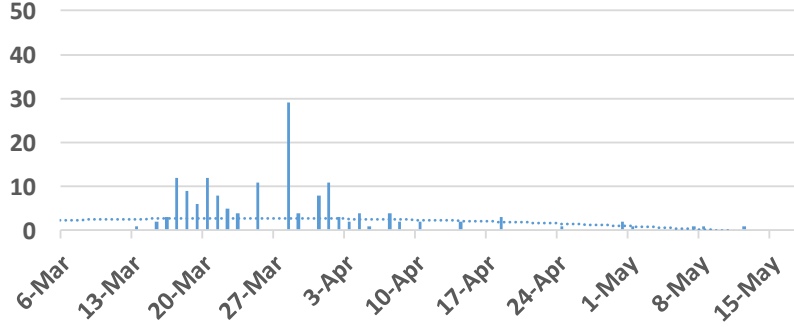
Puerto Rico



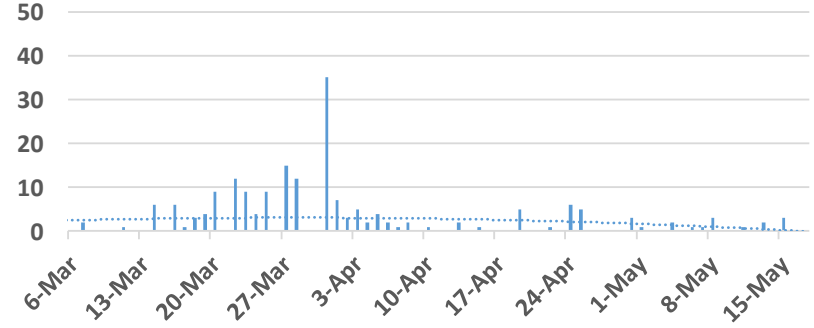


Confirmed Cases in Other Caribbean, 2020

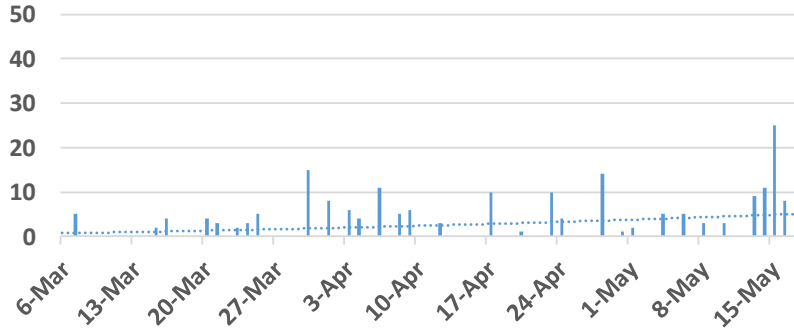
Guadeloupe



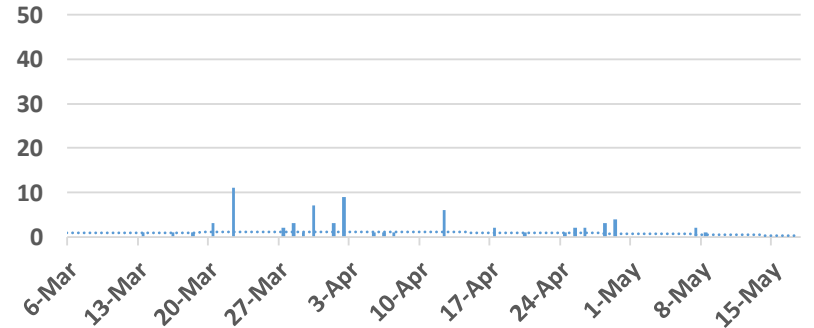
Martinique



French Guyana



US Virgin Islands





Total Confirmed Cases, Tests and Deaths in Other Caribbean, 2020

	15-May	16-May	17-May	7-Day Change	Total			Per 100,000 People	
				17-May	Cases	Tests	Deaths	Cases	Tests
Dominican Republic	419	371	204	1,967	12,314	50,108	428	116	472
Puerto Rico	115	47	57	448	2,646	12,680	123	87	417
Cuba	10	22	10	106	1,872	81,917	79	17	722
Martinique	3	0	0	6	192	na	14	51	na
Guadeloupe	0	0	0	1	155	2,866	13	39	na
Aruba	0	0	0	0	101	1,985	3	95	1,875
French Guiana	25	8	0	53	197	na	1	70	na
US Virgin Islands	0	0	0	0	69	1,346	6	66	1,286
St Martin	0	0	0	0	39	na	3	105	na
Sint Maarten	0	1	0	1	77	414	15	184	987
Curacao	0	0	0	0	16	389	1	10	239
Saint Barthelemy	0	0	0	0	6	na	0	61	na
Other Caribbean	572	449	271	2,582	17,684	136,159	686		
BMCs	45	56	103	328	1,663	31,793	75		
Total Caribbean	617	505	374	2,910	19,347	167,952	761		



Total Confirmed Cases, Weekly Replication Factors, Other Caribbean, 2020

	<i>total cases as of ...</i>						<i>seven-day replication factor of total cases</i>				
	17-May	10-May	3-May	26-Apr	19-Apr	12-Apr	17-May	10-May	3-May	26-Apr	19-Apr
Dominican Republic	12291	10324	7931	6134	4679	2966	1.19	1.30	1.29	1.31	1.58
Puerto Rico	2695	2247	1857	1371	1157	770	1.20	1.21	1.35	1.18	1.50
Cuba	1826	1720	1603	1369	1035	669	1.06	1.07	1.17	1.32	1.55
Martinique	200	194	187	175	163	155	1.03	1.04	1.07	1.07	1.05
Guadeloupe	160	159	157	149	148	143	1.01	1.01	1.05	1.01	1.03
Aruba	101	101	100	100	97	92	1.00	1.01	1.00	1.03	1.05
French Guiana	198	145	129	111	96	86	1.37	1.12	1.16	1.16	1.12
US Virgin Islands	69	69	66	59	53	51	1.00	1.05	1.12	1.11	1.04
St Martin	39	39	38	38	37	32	1.00	1.03	1.00	1.03	1.16
Sint Maarten	76	75	75	74	67	50	1.01	1.00	1.01	1.10	1.34
Curacao	16	16	16	16	14	14	1.00	1.00	1.00	1.14	1.00
Saint Barthelemy	6	6	6	6	6	6	1.00	1.00	1.00	1.00	1.00
Other Caribbean	17677	15095	12165	9602	7552	5034	1.17	1.24	1.27	1.27	1.50
BMCs	1713	1385	1216	1004	742	569	1.24	1.14	1.21	1.35	1.30
Total Caribbean	19390	16480	13381	10606	8294	5603	1.18	1.23	1.26	1.28	1.48

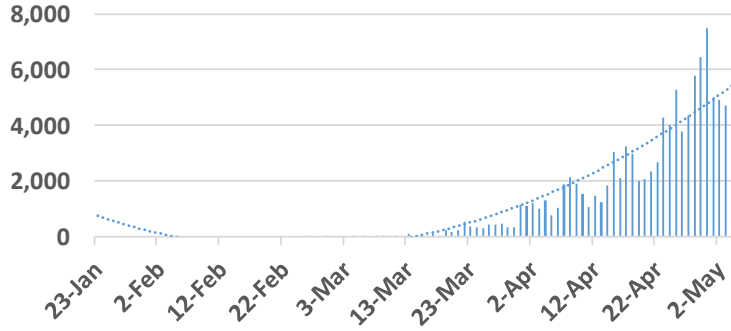
The table to the left displays total confirmed cases as of a specific date and the table to the right displays the replication factor of total confirmed cases over successive seven-day periods. Generally speaking seven-day replication factors are displaying a downward trend.

Other CDB Member Countries and USA

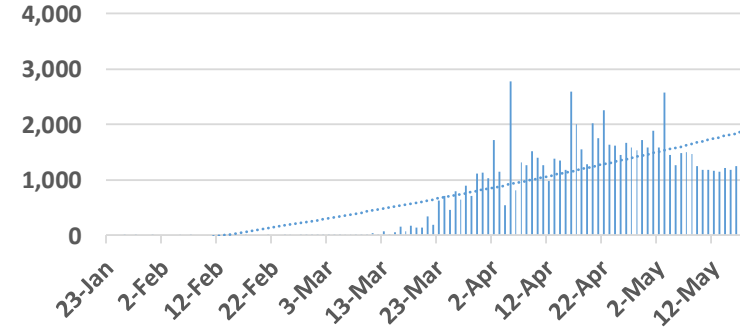


Confirmed Cases in Other CDB Member Countries and USA, 2020

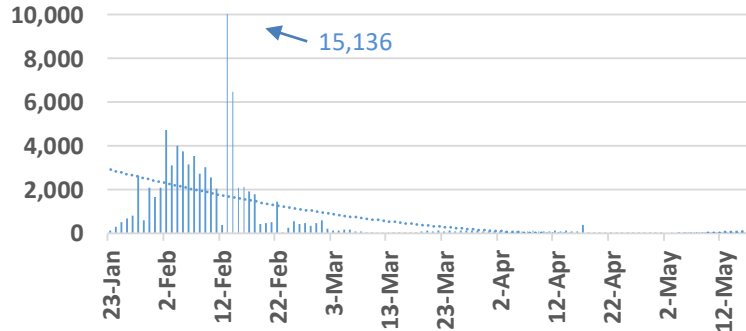
Brazil



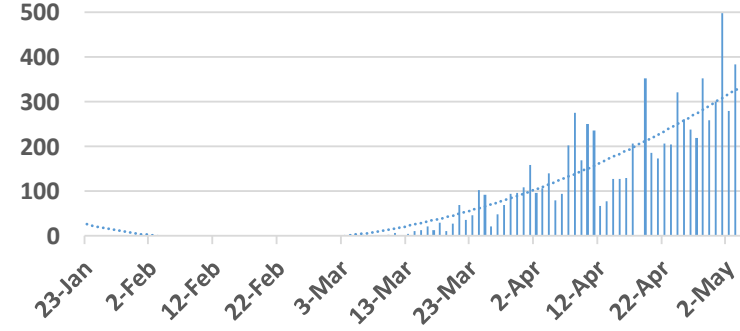
Canada



China



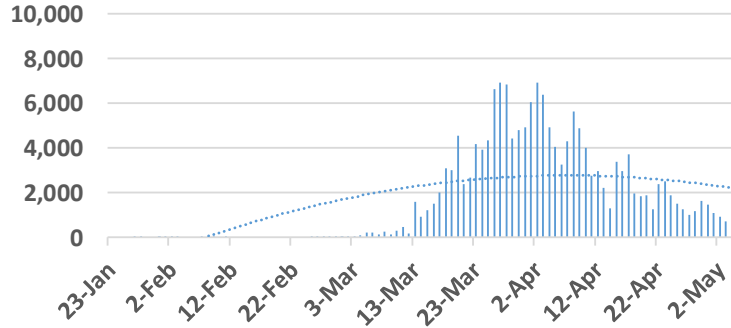
Colombia



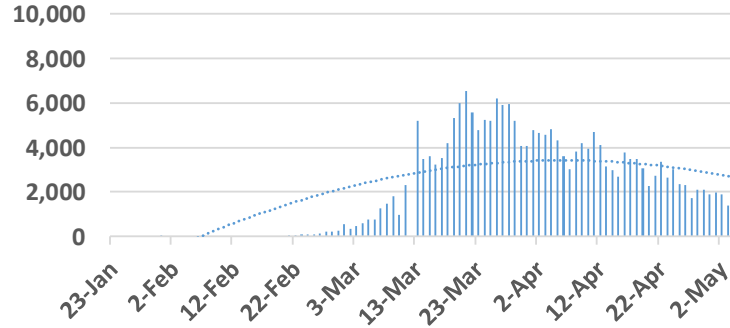


Confirmed Cases in Other CDB Member Countries and USA, 2020

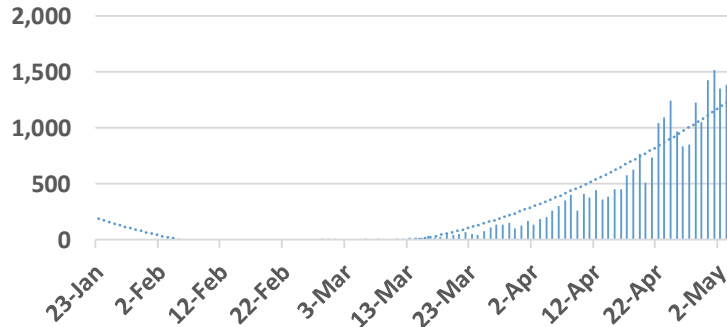
Germany



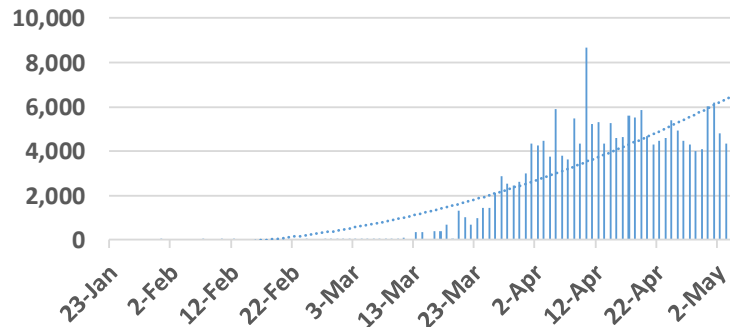
Italy



Mexico



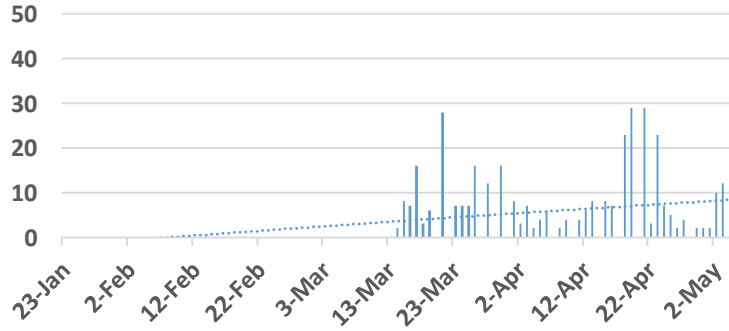
United Kingdom



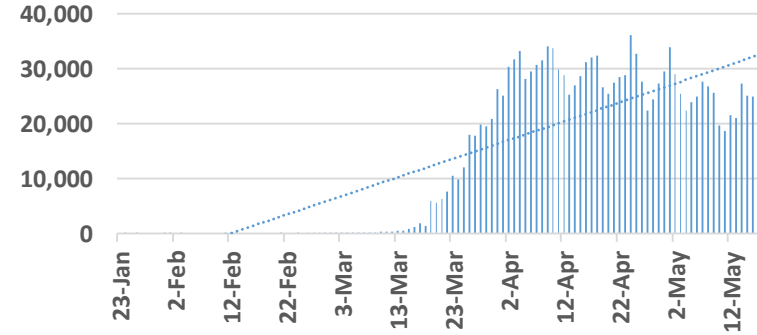


Confirmed Cases in Other CDB Member Countries and USA, 2020

Venezuela



USA





Credits

Economics Department
Caribbean Development Bank
P.O. Box 408
Wilkey, St. Michael BB11000
BARBADOS