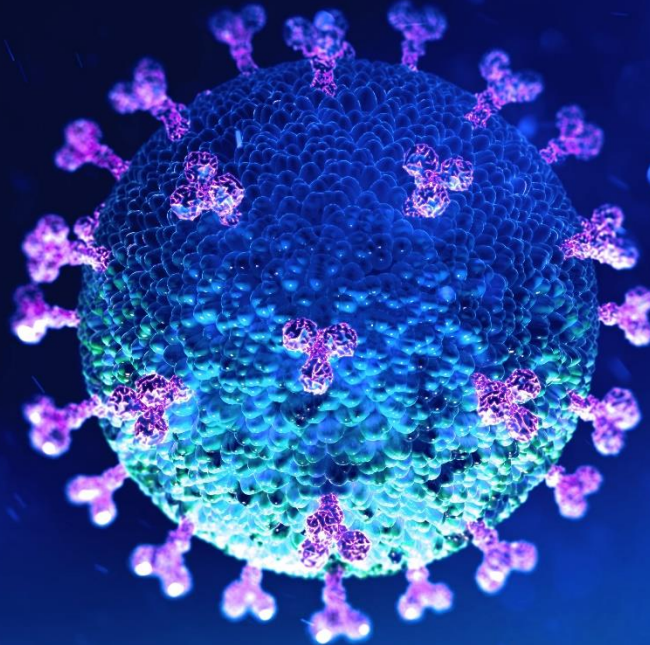




COVID-19 Pandemic in the Caribbean

New Confirmed Cases of SARS-CoV-2 Infections



Latest update: Tuesday, May 19, 2020, 10:00 p.m. AST



Disclaimer

Copyright © Caribbean Development Bank (CDB).

The opinions, findings, interpretations and conclusions expressed in this publication are those of the staff of CDB and do not necessarily reflect the official policy or position of CDB, its Board of Directors, or the countries they represent.

Statistical country data in this presentation may not be comparable across countries due to factors including but not limited to differences in demographics, health sector capacity and initial health outcomes as well as differences in overall capacities and approaches to address the crisis.

This work may be reproduced, with attribution to CDB, for any non-commercial purpose. The use of CDB's name for any purpose other than for attribution, and the use of CDB's logo shall be subject to a separate written licence agreement between CDB and the user and is not authorized as part of this licence. No derivative work is allowed.

CDB does not necessarily own each component of the content contained within this document and, therefore, does not warrant that the use of any third-party owned individual component or part contained in this work will not infringe on the rights of those third parties. Any risks of claims resulting from such infringement rest solely with the user. CDB does not guarantee the accuracy of the data included in this work.

Any dispute related to the use of the works of CDB that cannot be settled amicably shall be submitted to arbitration pursuant to the UNCITRAL rules. Nothing herein shall constitute or be deemed to constitute a waiver of the privileges and immunities of CDB, all of which are specifically reserved.



Objectives of Publication

The objectives of this publication are:

- to provide statistics and display trends regarding the spread of the Novel Coronavirus disease in Borrowing Member Countries of the Caribbean Development Bank.
- to keep the general public informed regarding the evolution of relevant data which have the potential to impact social and economic development in the Region.



Definitions

Abbreviations:

CDB - Caribbean Development Bank

BMC - Borrowing Member Country

COVID-19: Coronavirus disease 2019 as defined by the World Health Organisation. In this publication COVID-19 is used as a proxy for all infections with the severe acute respiratory syndrome coronavirus 2 (SARS-CoV-2).

Data Sources:

- Johns Hopkins University via Github.com
- Caribbean Disaster Emergency Management Agency (CDEMA) and Pan American Health Organisation (PAHO) COVID-19 Situation Reports
- Worldometers website <https://www.worldometers.info/coronavirus>
- Some data points might vary from national data due to delayed reporting

An aerial photograph of a city, likely in the Caribbean, with a blue overlay. The image shows various buildings, including a prominent blue and yellow multi-story building. The text 'Table of Contents' is overlaid in white on the top left.

Table of Contents

Confirmed aggregated COVID-19 cases in the Caribbean Region

Confirmed COVID-19 cases in CDB's BMCs

Confirmed COVID-19 cases in Other Selected Caribbean Countries

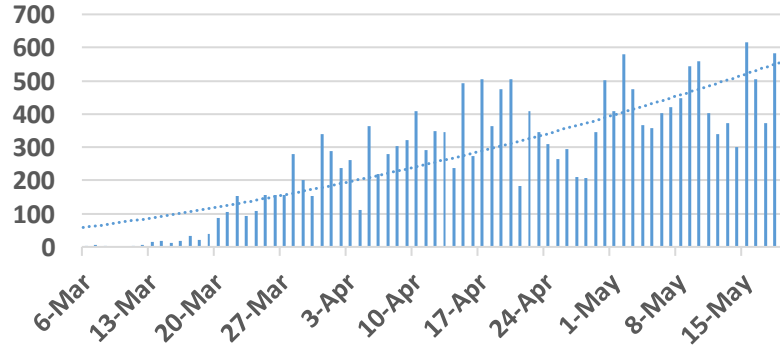
Confirmed COVID-19 cases in Other CDB Member Countries and the United States of America

Caribbean Region

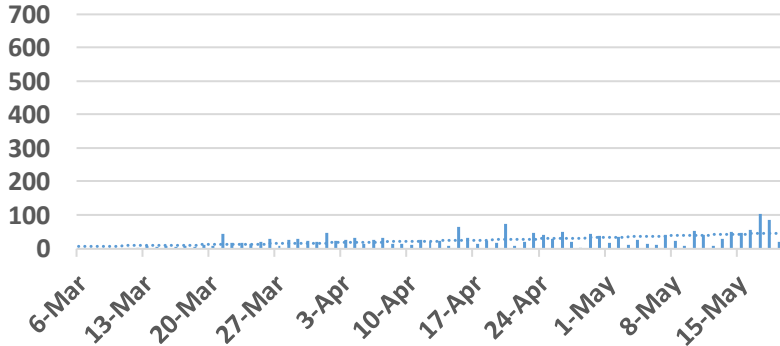


Confirmed Cases in the Caribbean, 2020

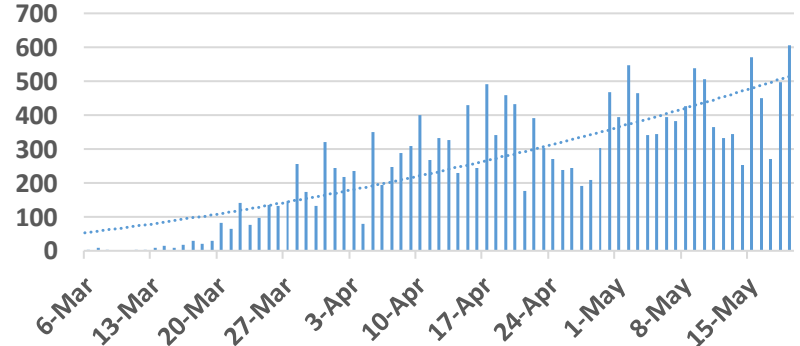
Caribbean Total



CDB's BMCs



Other Caribbean

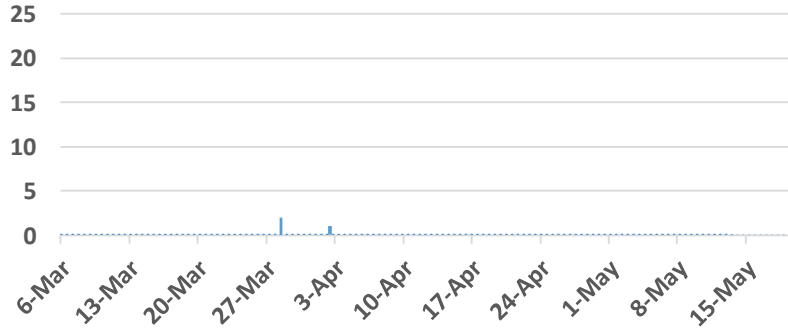


CDB's Borrowing Member Countries

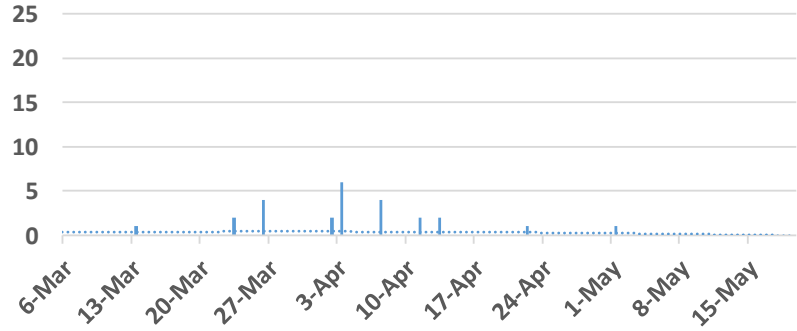


Confirmed Cases in BMCs, 2020

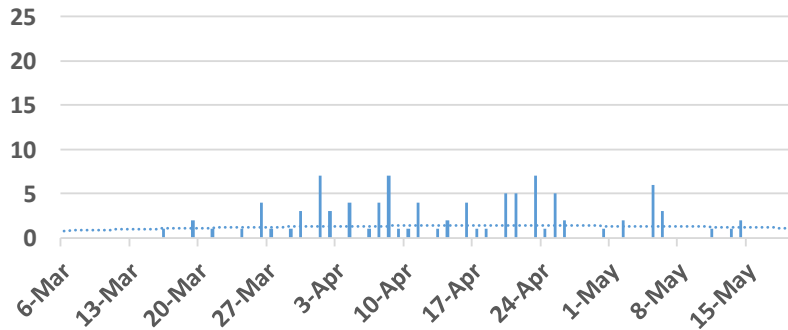
Anguilla



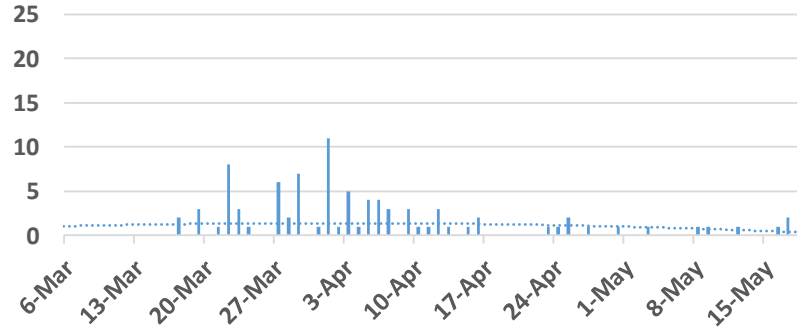
Antigua and Barbuda



The Bahamas



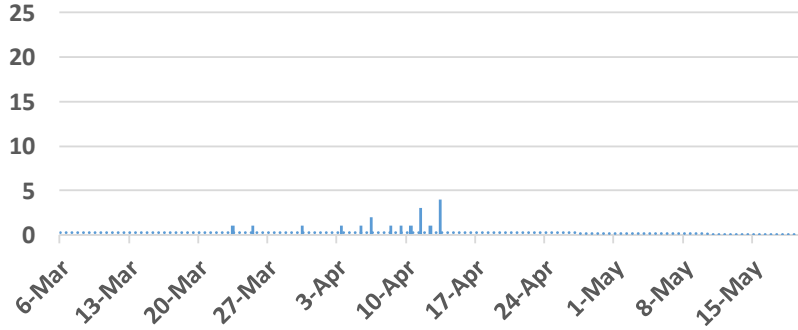
Barbados



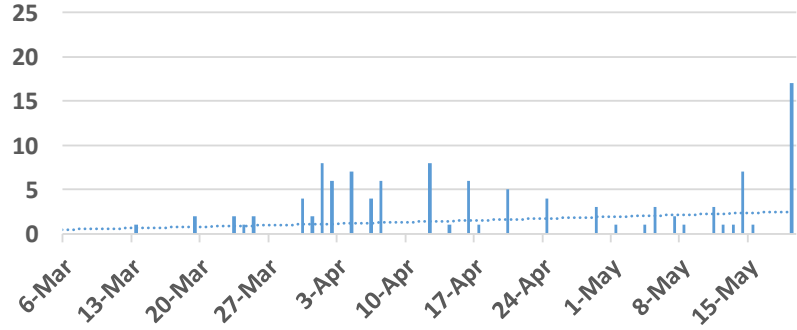


Confirmed Cases in BMCs, 2020

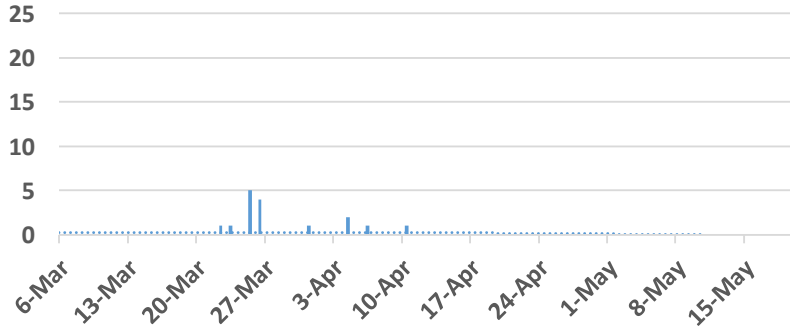
Belize



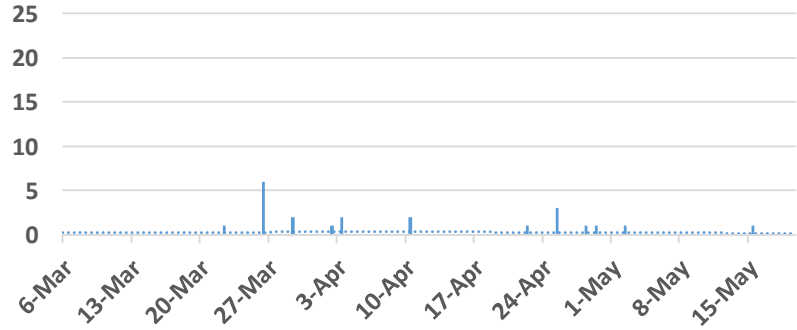
Cayman Islands



Dominica



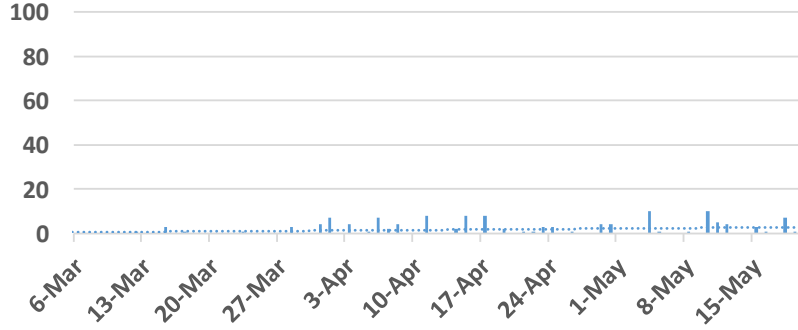
Grenada



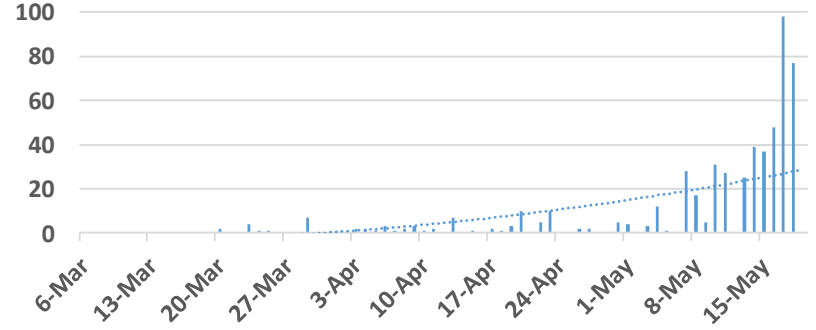


Confirmed Cases in BMCs, 2020

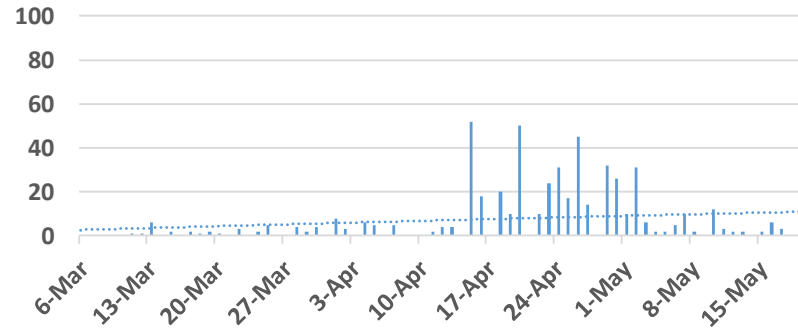
Guyana



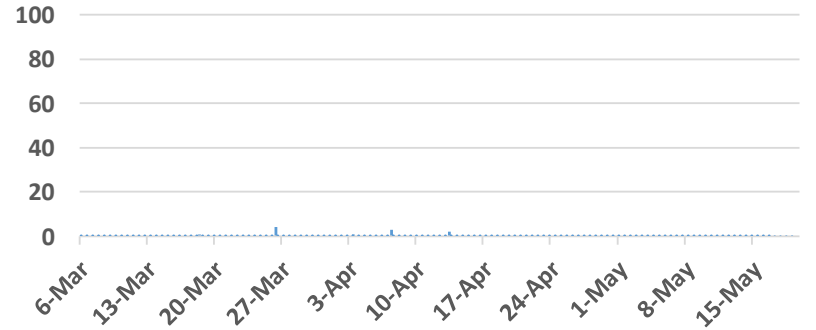
Haiti



Jamaica



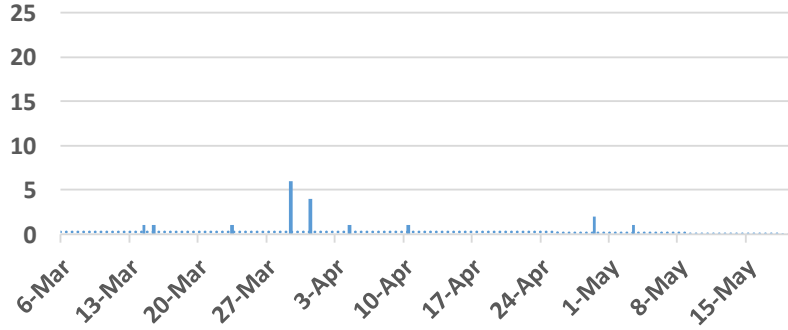
Montserrat



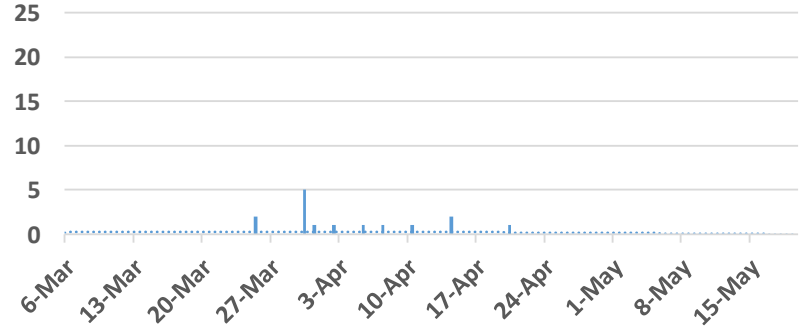


Confirmed cases in BMCs, 2020

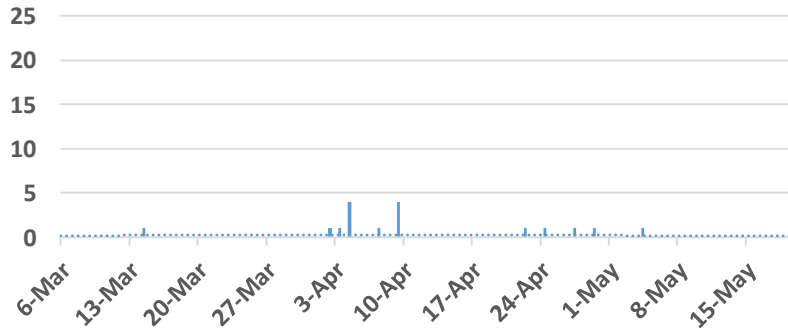
Saint Lucia



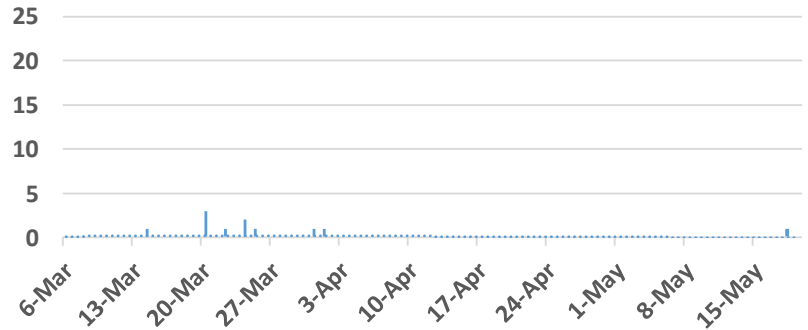
St. Kitts and Nevis



St. Vincent and the Grenadines



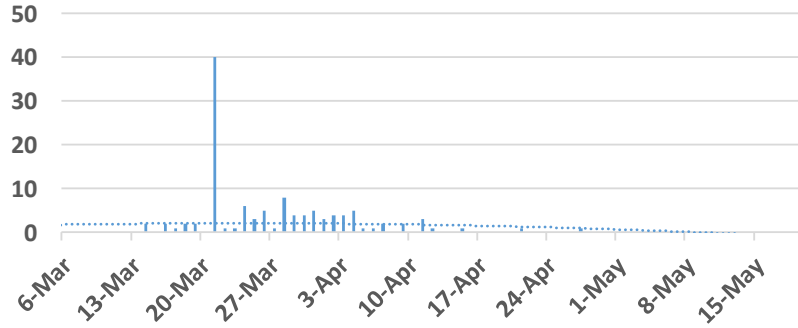
Suriname



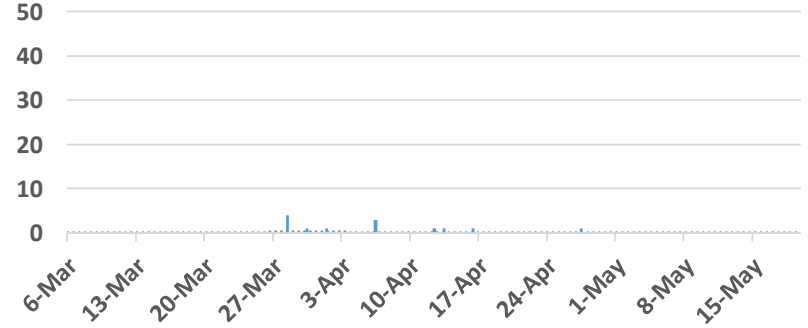


Confirmed Cases in BMCs, 2020

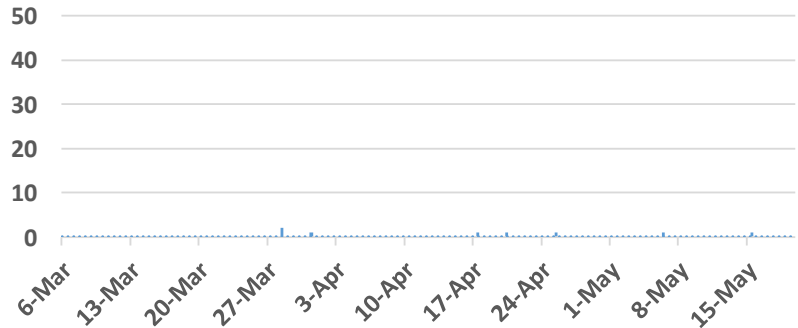
Trinidad and Tobago



Turks and Caicos Islands



Virgin Islands



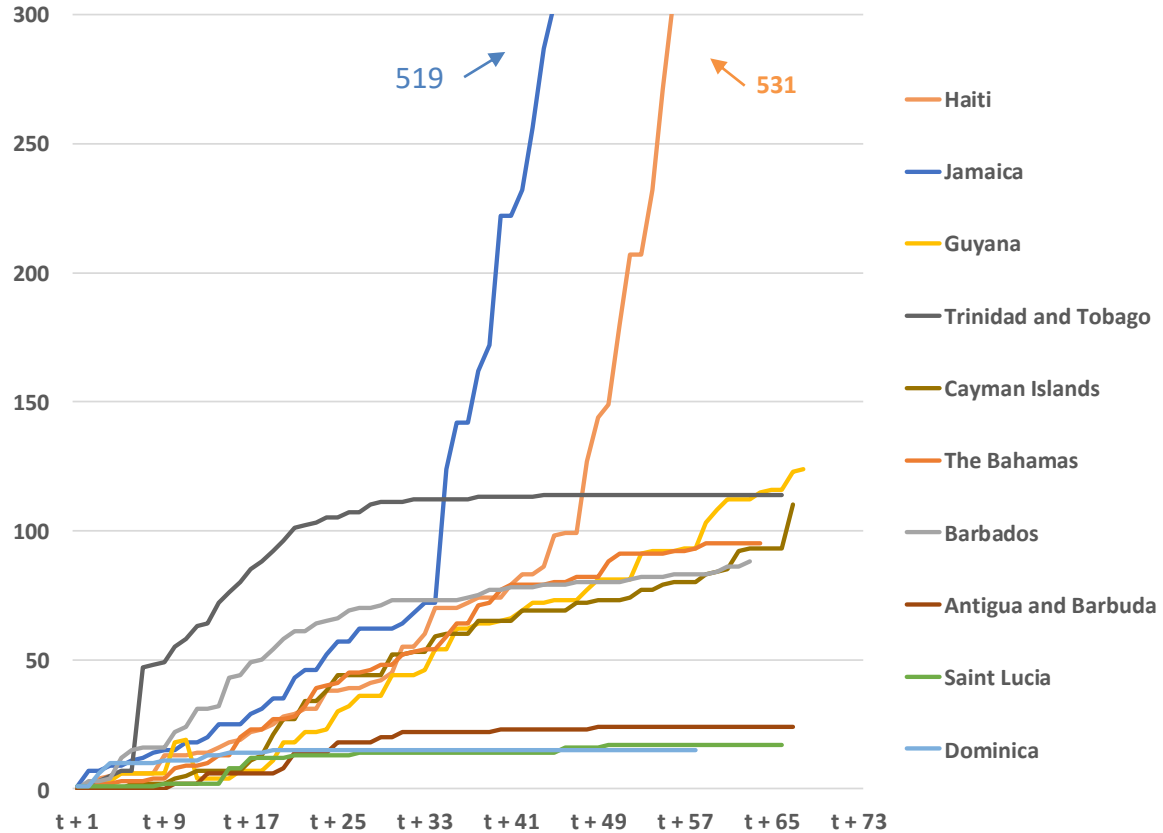


Total Confirmed Cases, Tests and Deaths in BMCs, 2020

	17-May	18-May	19-May	7-Day Change 19-May	Cases	Total Tests	Deaths	Per 100,000 People Cases	Tests
Anguilla	0	0	0	0	3	17	0	20	112
Antigua and Barbuda	0	0	0	0	25	183	3	27	199
The Bahamas	0	0	0	3	96	1,826	11	25	484
Barbados	2	0	2	5	90	4,167	7	31	1,457
Belize	0	0	0	0	18	1,043	2	5	263
Cayman Islands	0	0	17	26	111	7,082	1	176	11,210
Dominica	0	0	0	0	16	433	0	23	610
Grenada	0	0	0	1	22	2,419	0	20	2,240
Guyana	0	7	1	12	126	1,269	10	16	162
Haiti	98	77	0	324	533	2,270	22	5	20
Jamaica	3	0	0	13	520	8,828	9	18	309
Montserrat	0	0	0	0	11	36	1	211	690
Saint Lucia	0	0	0	0	18	786	0	10	444
St. Kitts and Nevis	0	0	0	0	15	391	0	27	698
St. Vincent and the Grenadines	0	0	0	0	17	155	0	15	141
Suriname	0	1	0	1	11	525	1	2	89
Trinidad and Tobago	0	0	0	0	116	2,727	8	8	198
Turks and Caicos Islands	0	0	0	0	12	109	1	33	298
Virgin Islands	0	0	0	1	8	167	1	25	518
BMCs total	103	85	20	386	1,768	34,433	77		



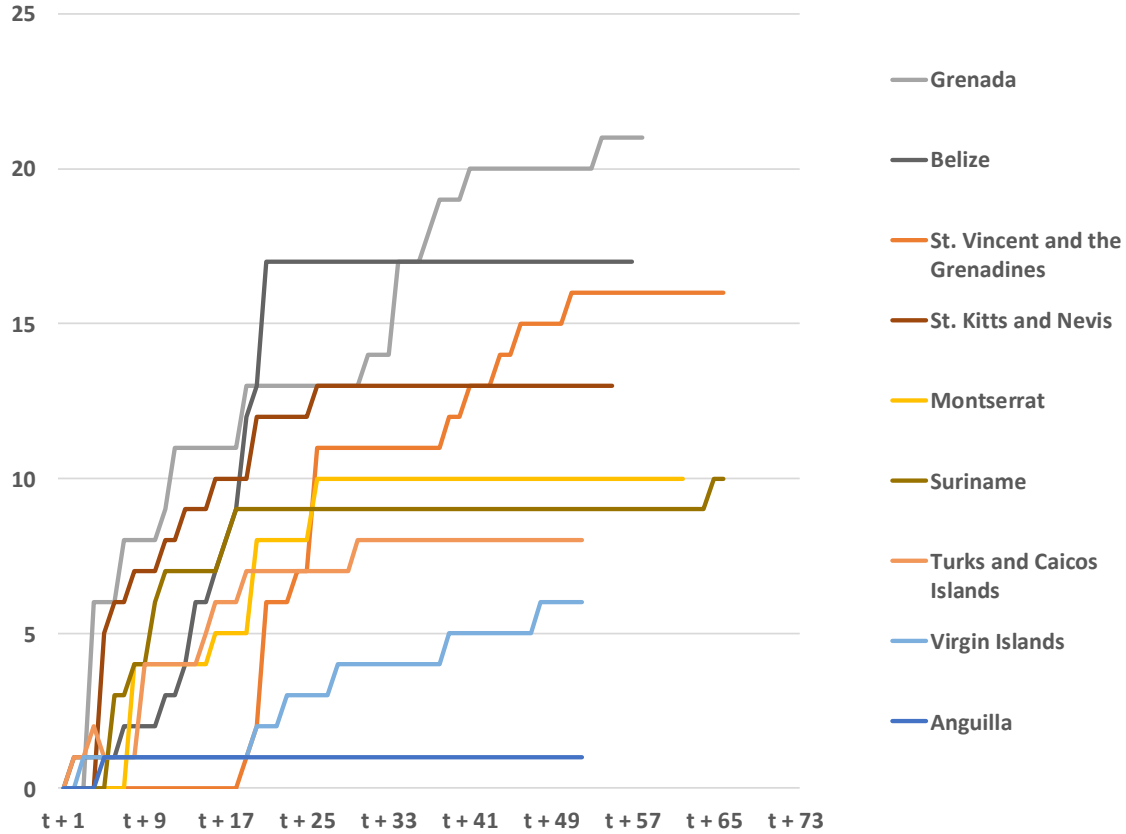
Dynamics of New Cases



t = Day of first case in respective country



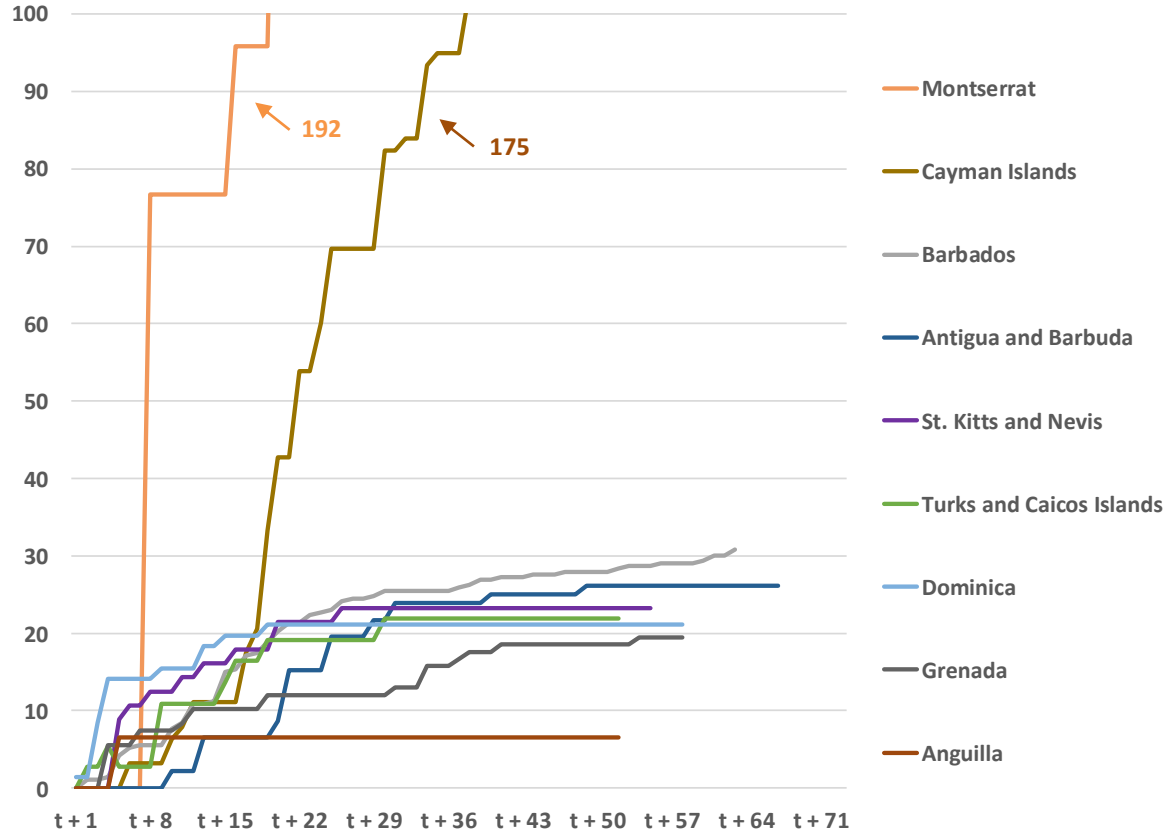
Dynamics of New Cases



t = Day of first case in respective country



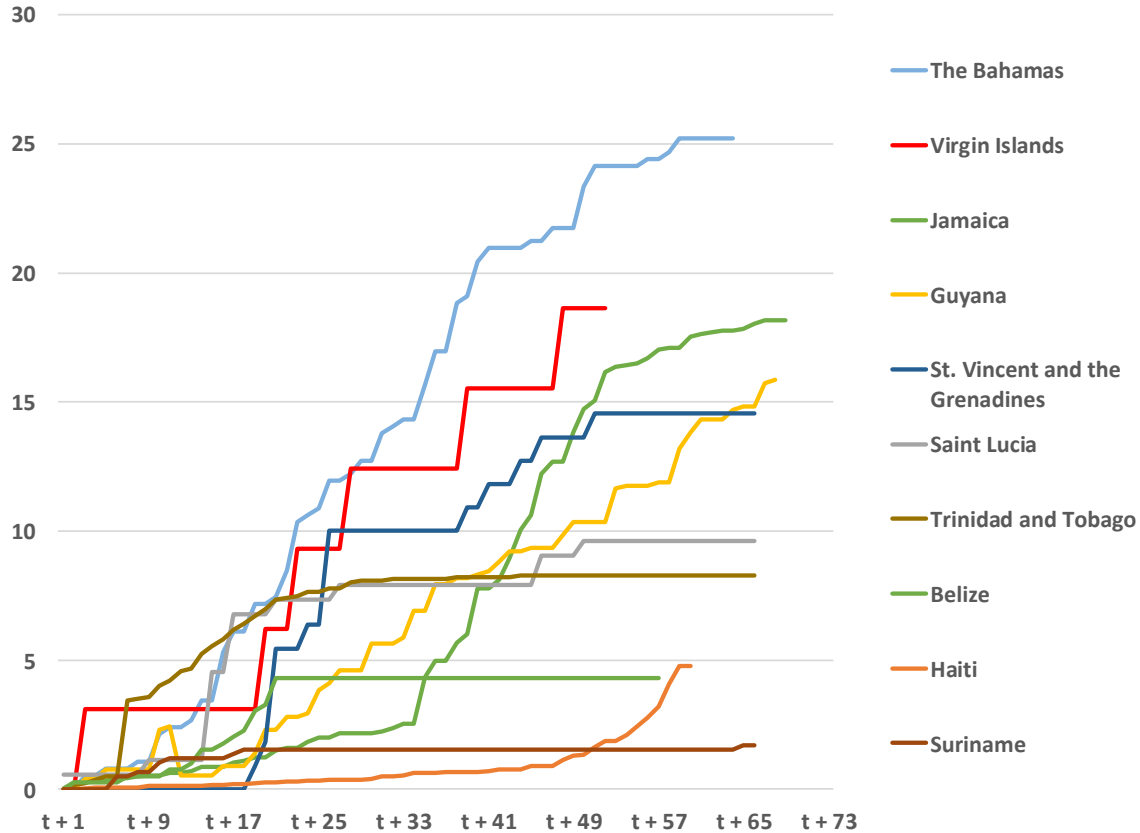
Dynamics of New Cases per 100,000 Population



t = Day of first case in respective country



Dynamics of New Cases per 100,000 Population



t = Day of first case in respective country



Total Confirmed Cases, Weekly Replication Factors in BMCs, 2020

	<i>total cases as of ...</i>						<i>seven-day replication factor of total cases</i>				
	19-May	12-May	5-May	28-Apr	21-Apr	14-Apr	19-May	12-May	5-May	28-Apr	21-Apr
Anguilla	3	3	3	3	3	3	1.00	1.00	1.00	1.00	1.00
Antigua and Barbuda	24	24	24	24	23	23	1.00	1.00	1.00	1.04	1.00
The Bahamas	93	90	86	80	65	49	1.03	1.05	1.08	1.23	1.33
Barbados	94	89	86	80	75	72	1.06	1.03	1.08	1.07	1.04
Belize	18	18	18	18	18	18	1.00	1.00	1.00	1.00	1.00
Cayman Islands	106	80	73	70	66	54	1.33	1.10	1.04	1.06	1.22
Dominica	16	16	16	16	16	16	1.00	1.00	1.00	1.00	1.00
Grenada	21	20	20	19	14	14	1.05	1.00	1.05	1.36	1.00
Guyana	135	123	103	75	67	48	1.10	1.19	1.37	1.12	1.40
Haiti	538	214	106	76	57	40	2.51	2.02	1.39	1.33	1.43
Jamaica	599	586	552	364	223	73	1.02	1.06	1.52	1.63	3.05
Montserrat	11	11	11	11	11	11	1.00	1.00	1.00	1.00	1.00
Saint Lucia	17	17	17	15	15	15	1.00	1.00	1.13	1.00	1.00
St. Kitts and Nevis	15	15	15	15	15	14	1.00	1.00	1.00	1.00	1.07
St. Vincent and the Grenadines	16	16	16	15	12	12	1.00	1.00	1.07	1.25	1.00
Suriname	11	10	10	10	10	10	1.10	1.00	1.00	1.00	1.00
Trinidad and Tobago	116	116	116	116	115	113	1.00	1.00	1.00	1.01	1.02
Turks and Caicos Islands	12	12	12	12	11	10	1.00	1.00	1.00	1.09	1.10
Virgin Islands	8	7	6	6	5	3	1.14	1.17	1.00	1.20	1.67
BMCs total	1853	1467	1290	1025	821	598	1.26	1.14	1.26	1.25	1.37

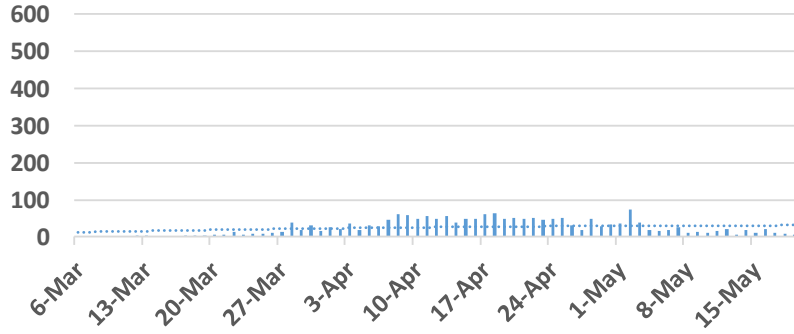
The table to the left displays total confirmed cases as of a specific date and the table to the right displays the replication factor of total confirmed cases over successive seven-day periods. Generally speaking seven-day replication factors are displaying a downward trend.

Other Selected Caribbean Countries

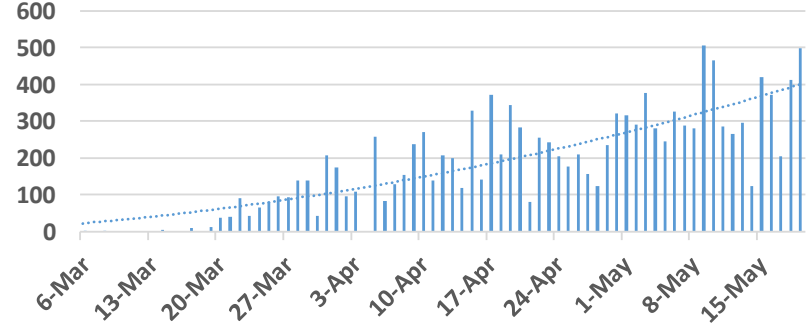


Confirmed Cases in Other Caribbean, 2020

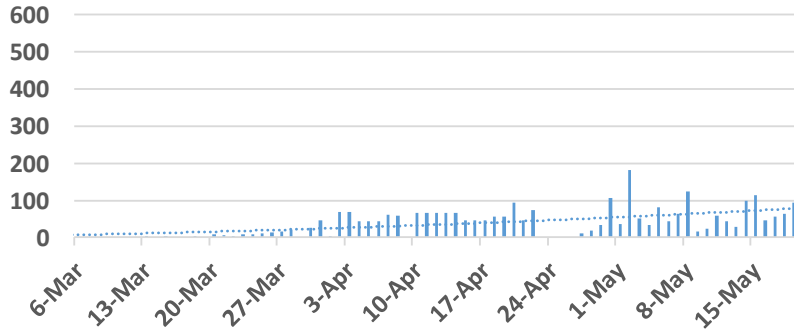
Cuba



Dominican Republic



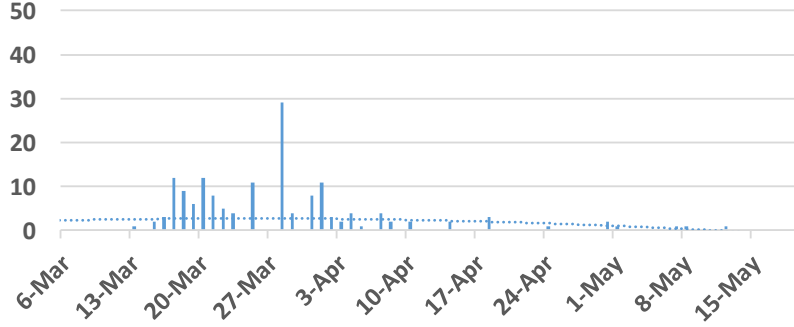
Puerto Rico



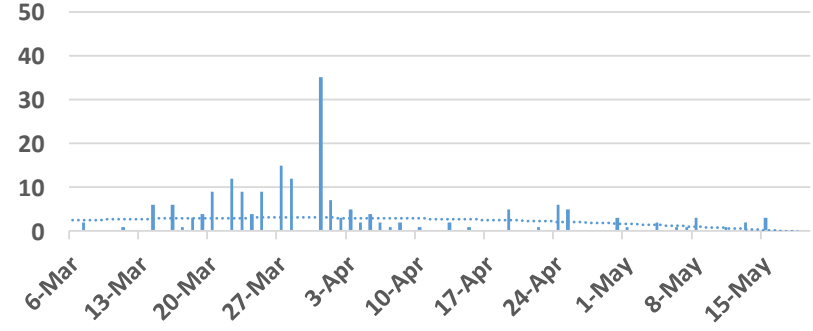


Confirmed Cases in Other Caribbean, 2020

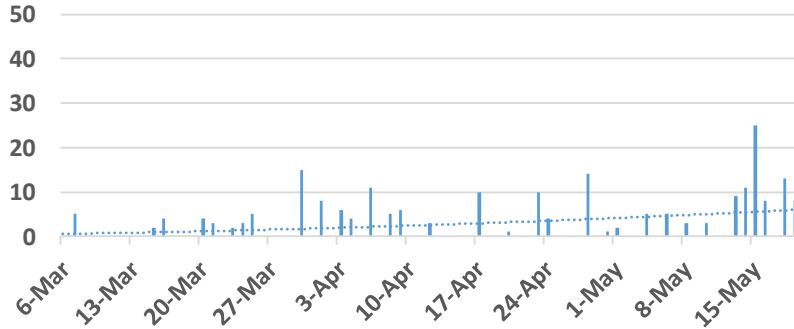
Guadeloupe



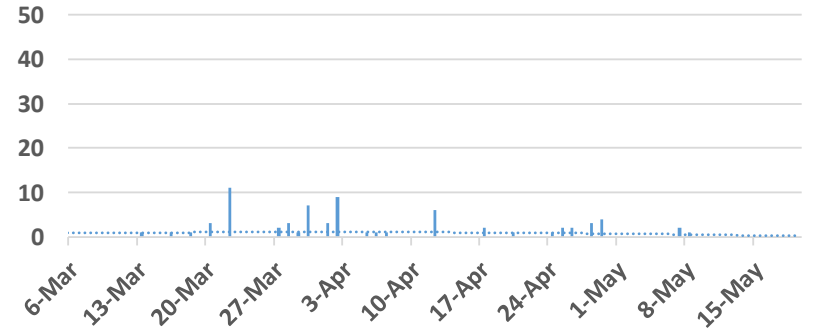
Martinique



French Guyana



US Virgin Islands





Total Confirmed Cases, Tests and Deaths in Other Caribbean, 2020

	17-May	18-May	19-May	7-Day Change	Total			Per 100,000 People	
				19-May	Cases	Tests	Deaths	Cases	Tests
Dominican Republic	204	411	498	2,323	13,223	50,108	441	124	472
Puerto Rico	57	64	95	506	2,805	12,680	124	92	417
Cuba	10	9	6	83	1,887	85,556	79	17	755
Martinique	0	0	0	5	192	na	14	51	na
Guadeloupe	0	0	0	0	155	2,866	13	39	na
Aruba	0	0	0	0	101	2,025	3	95	1,913
French Guiana	0	13	8	74	218	na	1	77	na
US Virgin Islands	0	0	0	0	69	1,409	6	66	1,346
St Martin	0	0	0	0	39	na	3	105	na
Sint Maarten	0	0	0	1	77	414	15	184	987
Curacao	0	0	0	0	16	485	1	10	298
Saint Barthelemy	0	0	0	0	6	na	0	61	na
Other Caribbean	271	497	607	2,992	18,788	139,997	700		
BMCs	103	85	20	386	1,768	34,433	77		
Total Caribbean	374	582	627	3,378	20,556	174,430	777		



Total Confirmed Cases, Weekly Replication Factors, Other Caribbean, 2020

	<i>total cases as of ...</i>					
	19-May	12-May	5-May	28-Apr	21-Apr	14-Apr
Dominican Republic	13314	10991	8571	6415	5043	3285
Puerto Rico	2950	2444	2069	1400	1298	902
Cuba	1873	1790	1671	1437	1137	766
Martinique	204	199	193	175	163	157
Guadeloupe	164	164	161	149	148	145
Aruba	100	100	100	100	97	92
French Guiana	216	142	131	125	97	86
US Virgin Islands	69	69	66	62	54	51
St Martin	39	39	38	38	37	32
Sint Maarten	76	75	75	75	67	52
Curacao	16	16	16	16	14	14
Saint Barthelemy	6	6	6	6	6	6
Other Caribbean	19027	16035	13097	9998	8161	5588
BMCs	1853	1467	1290	1025	821	598
Total Caribbean	20880	17502	14387	11023	8982	6186

	<i>seven-day replication factor of total cases</i>				
	19-May	12-May	5-May	28-Apr	21-Apr
Dominican Republic	1.21	1.28	1.34	1.27	1.54
Puerto Rico	1.21	1.18	1.48	1.08	1.44
Cuba	1.05	1.07	1.16	1.26	1.48
Martinique	1.03	1.03	1.10	1.07	1.04
Guadeloupe	1.00	1.02	1.08	1.01	1.02
Aruba	1.00	1.00	1.00	1.03	1.05
French Guiana	1.52	1.08	1.05	1.29	1.13
US Virgin Islands	1.00	1.05	1.06	1.15	1.06
St Martin	1.00	1.03	1.00	1.03	1.16
Sint Maarten	1.01	1.00	1.00	1.12	1.29
Curacao	1.00	1.00	1.00	1.14	1.00
Saint Barthelemy	1.00	1.00	1.00	1.00	1.00
Other Caribbean	1.19	1.22	1.31	1.23	1.46
BMCs	1.26	1.14	1.26	1.25	1.37
Total Caribbean	1.19	1.22	1.31	1.23	1.45

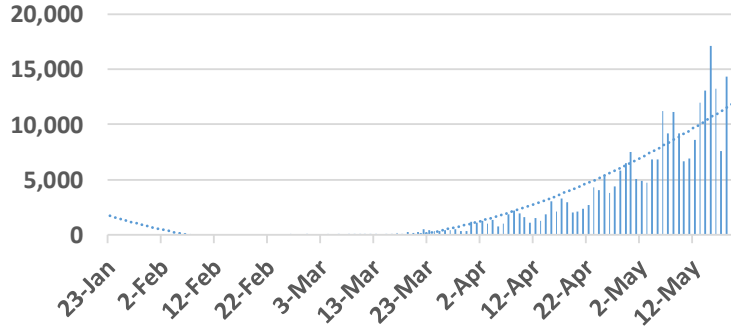
The table to the left displays total confirmed cases as of a specific date and the table to the right displays the replication factor of total confirmed cases over successive seven-day periods. Generally speaking seven-day replication factors are displaying a downward trend.

Other CDB Member Countries and USA

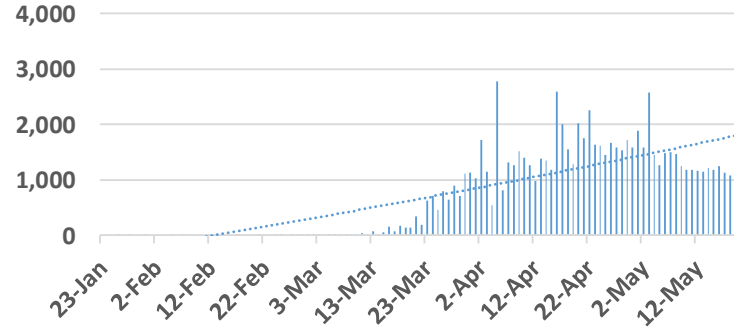


Confirmed Cases in Other CDB Member Countries and USA, 2020

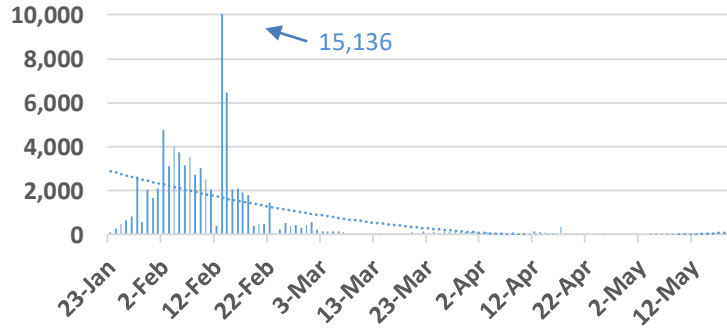
Brazil



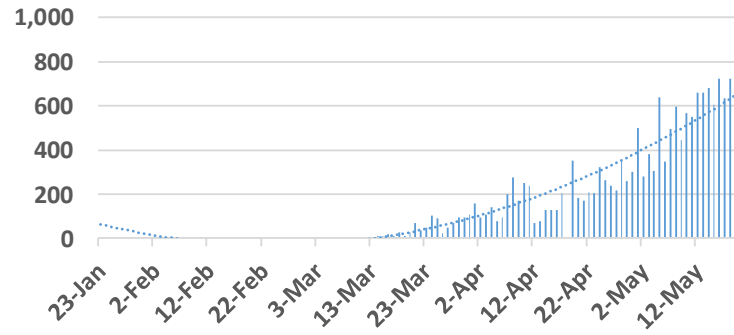
Canada



China



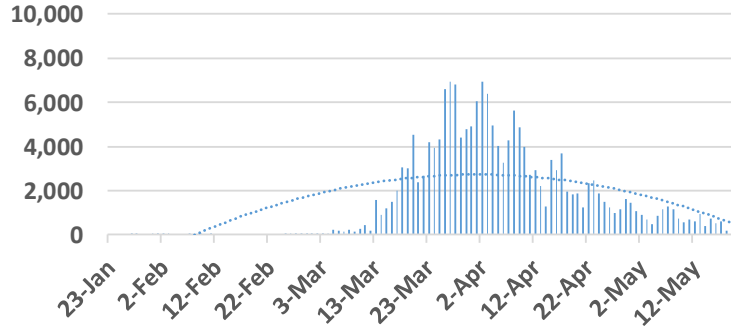
Colombia



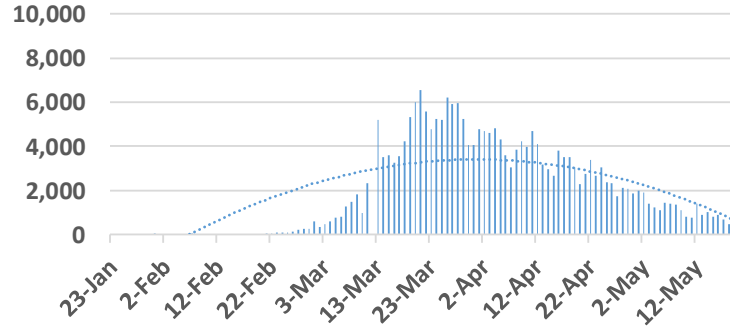


Confirmed Cases in Other CDB Member Countries and USA, 2020

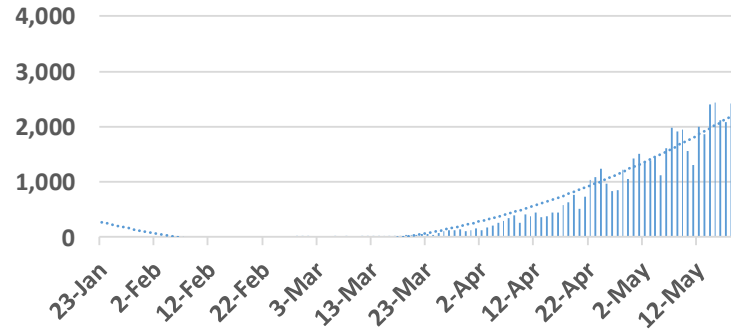
Germany



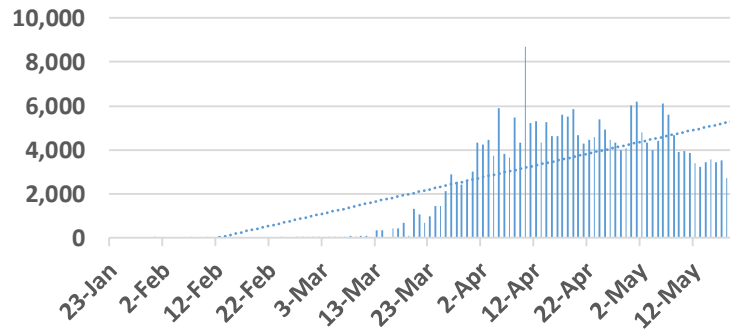
Italy



Mexico



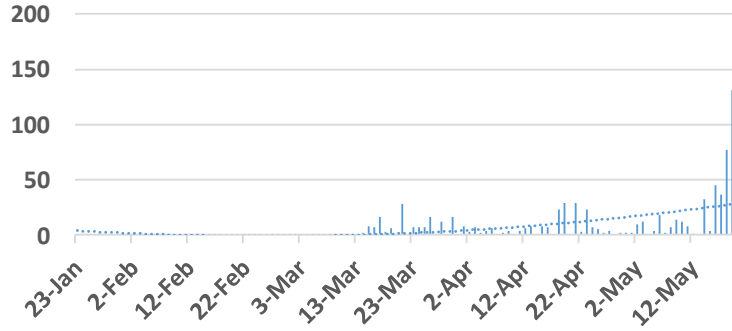
United Kingdom



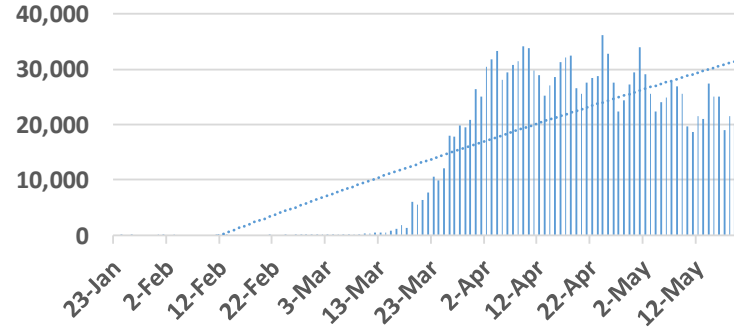


Confirmed Cases in Other CDB Member Countries and USA, 2020

Venezuela



USA





Credits

Economics Department
Caribbean Development Bank
P.O. Box 408
Wilkey, St. Michael BB11000
BARBADOS