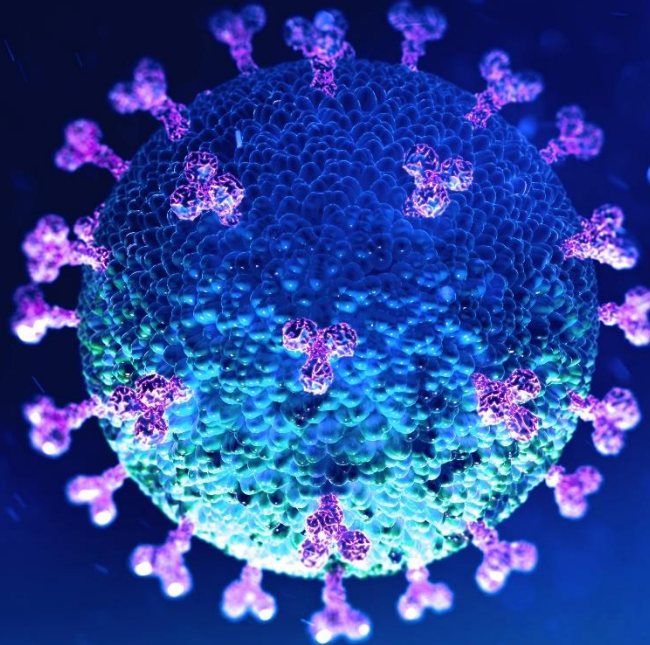




COVID-19 Pandemic in the Caribbean

New Confirmed Cases of SARS-CoV-2 Infections



Latest update: Thursday, May 21, 2020, 10:00 p.m. AST



Disclaimer

Copyright © Caribbean Development Bank (CDB).

The opinions, findings, interpretations and conclusions expressed in this publication are those of the staff of CDB and do not necessarily reflect the official policy or position of CDB, its Board of Directors, or the countries they represent.

Statistical country data in this presentation may not be comparable across countries due to factors including but not limited to differences in demographics, health sector capacity and initial health outcomes as well as differences in overall capacities and approaches to address the crisis.

This work may be reproduced, with attribution to CDB, for any non-commercial purpose. The use of CDB's name for any purpose other than for attribution, and the use of CDB's logo shall be subject to a separate written licence agreement between CDB and the user and is not authorized as part of this licence. No derivative work is allowed.

CDB does not necessarily own each component of the content contained within this document and, therefore, does not warrant that the use of any third-party owned individual component or part contained in this work will not infringe on the rights of those third parties. Any risks of claims resulting from such infringement rest solely with the user. CDB does not guarantee the accuracy of the data included in this work.

Any dispute related to the use of the works of CDB that cannot be settled amicably shall be submitted to arbitration pursuant to the UNCITRAL rules. Nothing herein shall constitute or be deemed to constitute a waiver of the privileges and immunities of CDB, all of which are specifically reserved.



Objectives of Publication

The objectives of this publication are:

- to provide statistics and display trends regarding the spread of the Novel Coronavirus disease in Borrowing Member Countries of the Caribbean Development Bank.
- to keep the general public informed regarding the evolution of relevant data which have the potential to impact social and economic development in the Region.



Definitions

Abbreviations:

CDB - Caribbean Development Bank

BMC - Borrowing Member Country

COVID-19: Coronavirus disease 2019 as defined by the World Health Organisation. In this publication COVID-19 is used as a proxy for all infections with the severe acute respiratory syndrome coronavirus 2 (SARS-CoV-2).

Data Sources:

- Johns Hopkins University via Github.com
- Caribbean Disaster Emergency Management Agency (CDEMA) and Pan American Health Organisation (PAHO) COVID-19 Situation Reports
- Worldometers website <https://www.worldometers.info/coronavirus>
- Some data points might vary from national data due to delayed reporting

An aerial photograph of a city, likely in the Caribbean, with a blue overlay. The image shows a dense urban area with various buildings, including a prominent blue and yellow building in the center. The text 'Table of Contents' is overlaid in white on the top left of the image.

Table of Contents

Confirmed aggregated COVID-19 cases in the Caribbean Region

Confirmed COVID-19 cases in CDB's BMCs

Confirmed COVID-19 cases in Other Selected Caribbean Countries

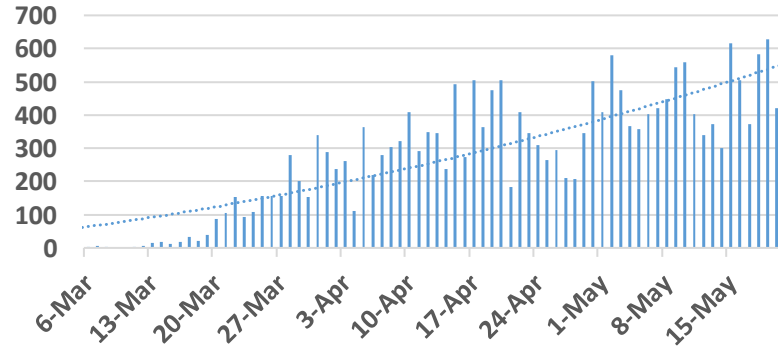
Confirmed COVID-19 cases in Other CDB Member Countries and the United States of America

Caribbean Region




Confirmed Cases in the Caribbean, 2020

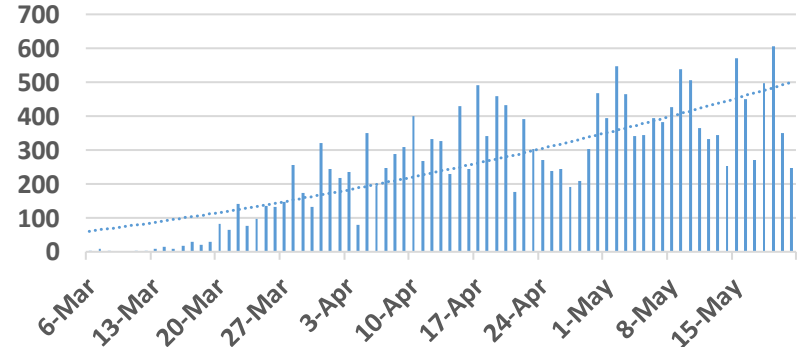
Caribbean Total



CDB's BMCs



Other Caribbean

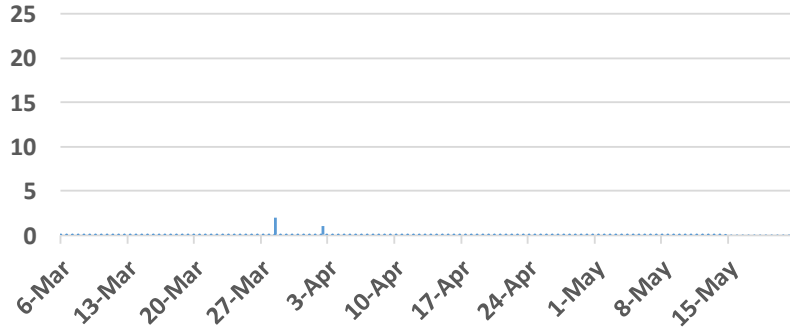


CDB's Borrowing Member Countries

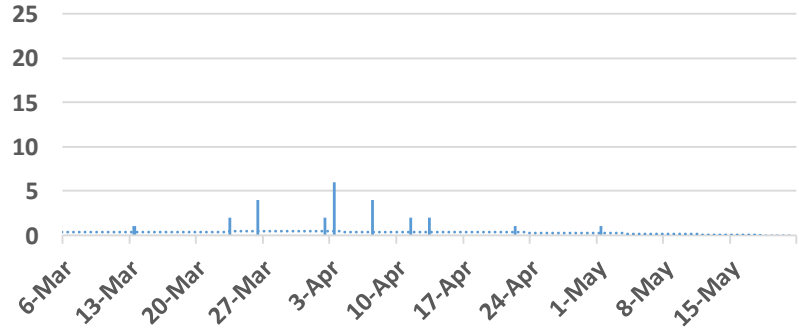


Confirmed Cases in BMCs, 2020

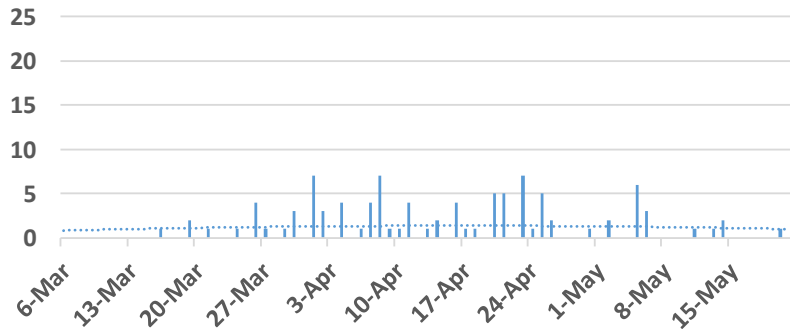
Anguilla



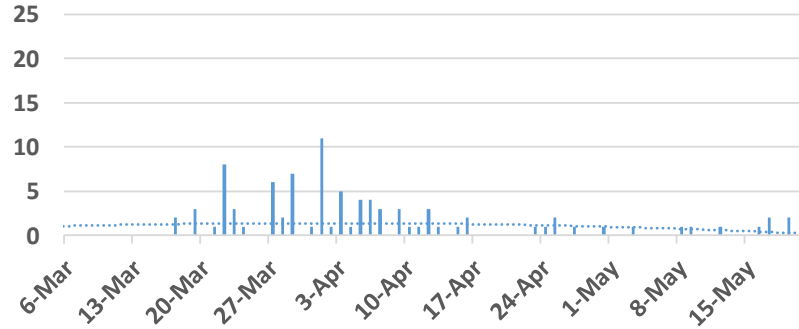
Antigua and Barbuda



The Bahamas



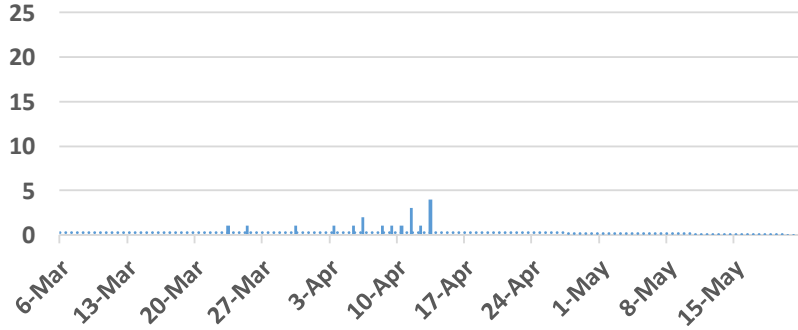
Barbados



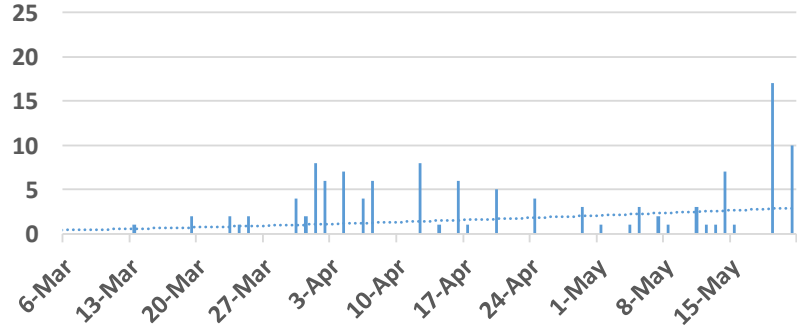


Confirmed Cases in BMCs, 2020

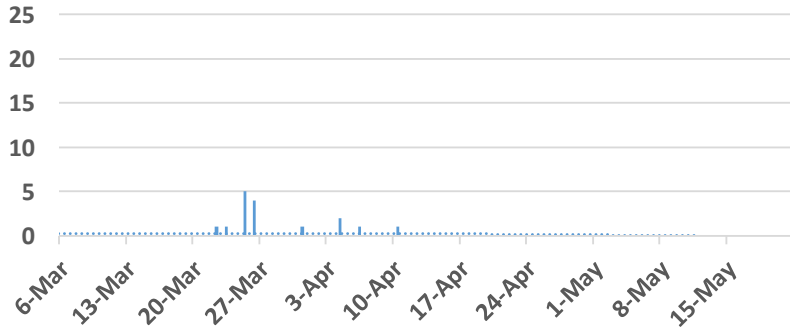
Belize



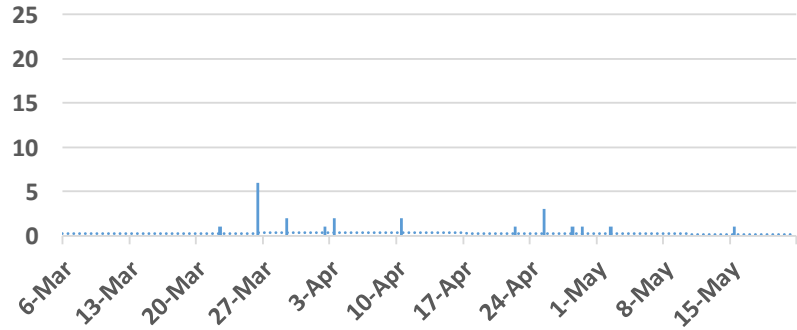
Cayman Islands



Dominica



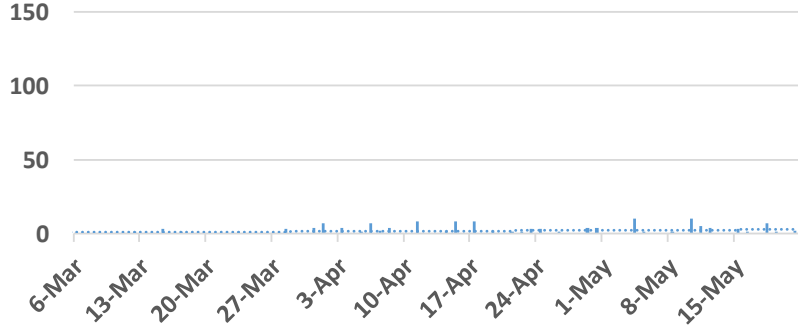
Grenada



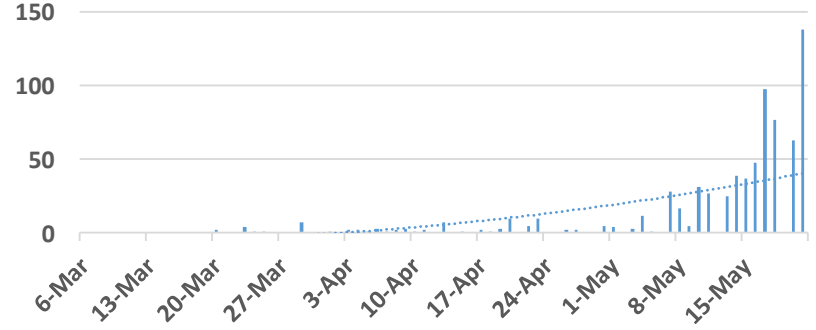


Confirmed Cases in BMCs, 2020

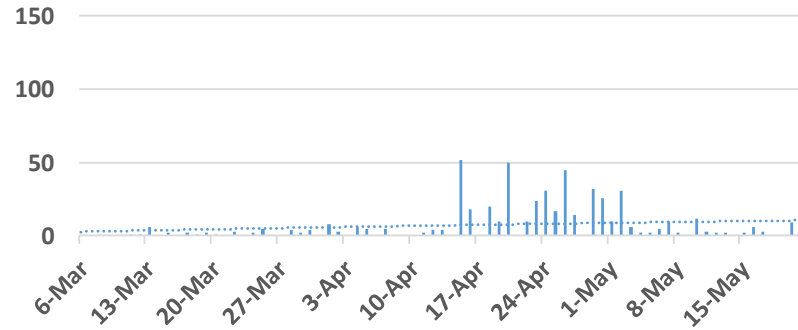
Guyana



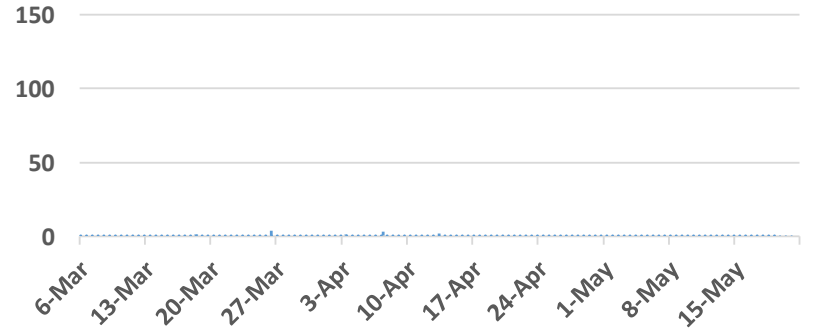
Haiti



Jamaica



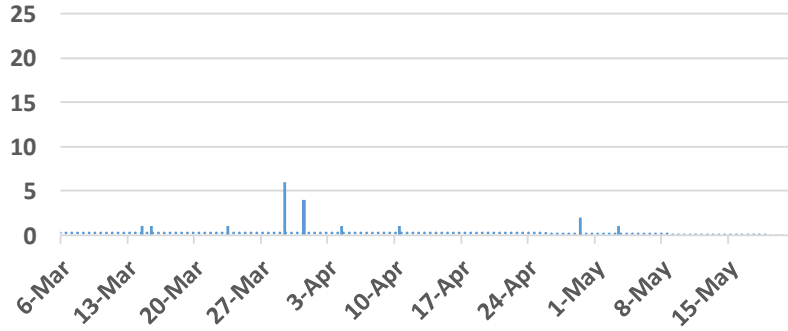
Montserrat



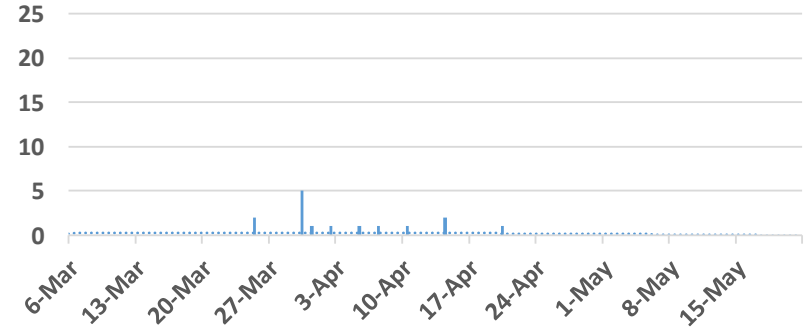


Confirmed cases in BMCs, 2020

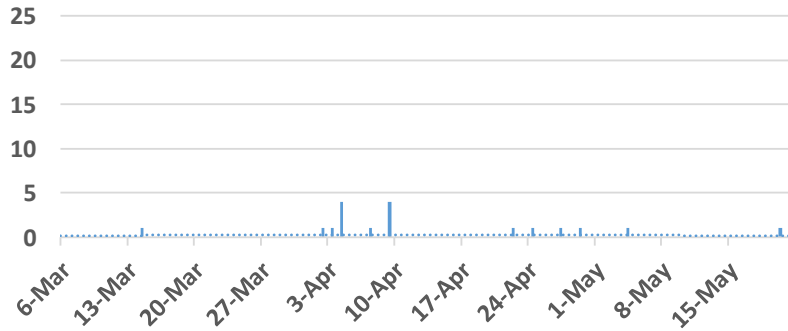
Saint Lucia



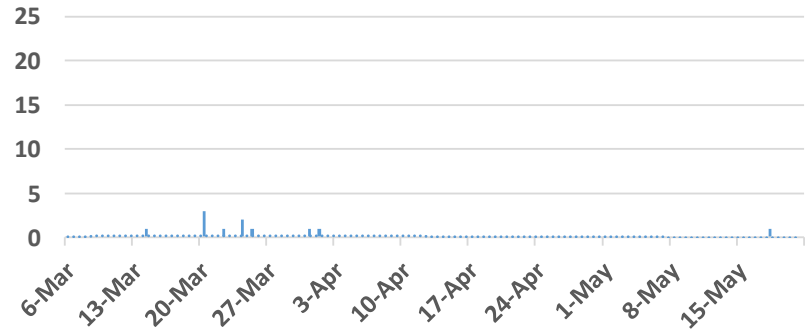
St. Kitts and Nevis



St. Vincent and the Grenadines



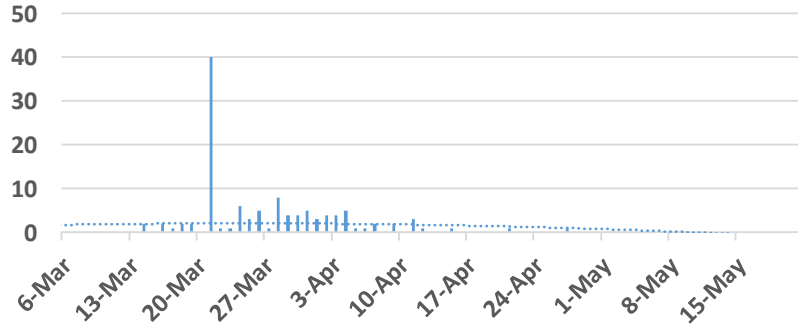
Suriname



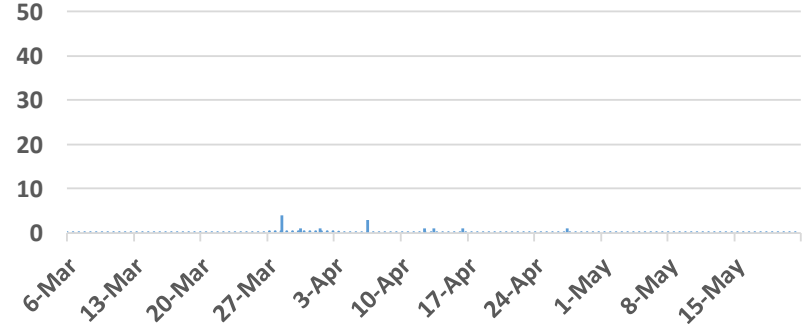


Confirmed Cases in BMCs, 2020

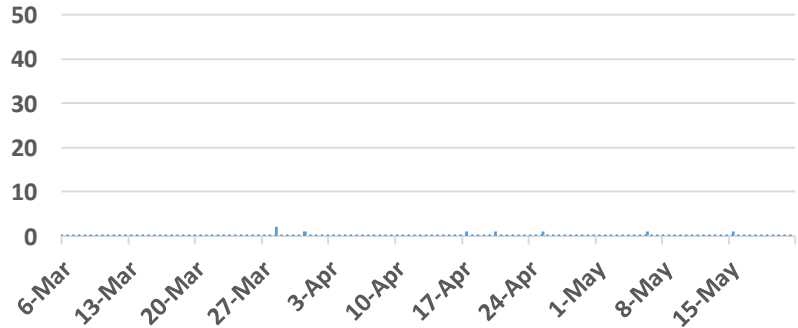
Trinidad and Tobago



Turks and Caicos Islands



Virgin Islands



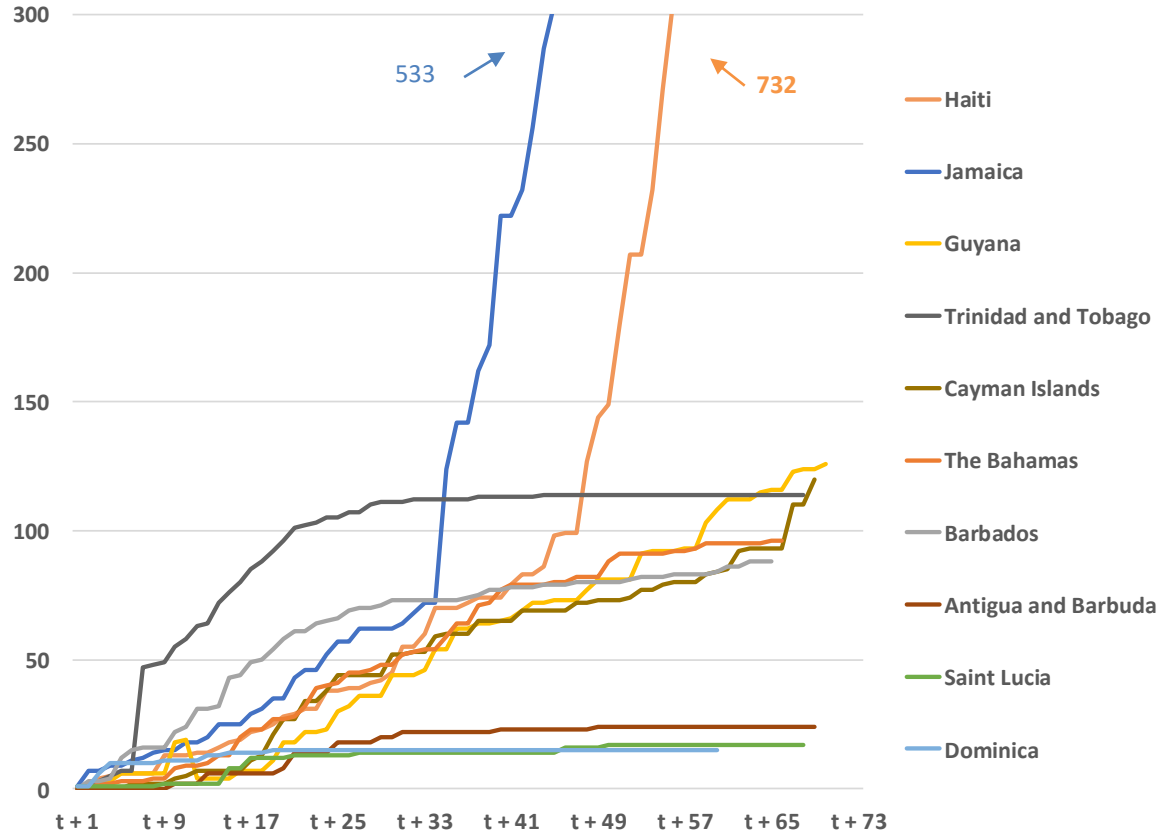


Total Confirmed Cases, Tests and Deaths in BMCs, 2020

	19-May	20-May	21-May	7-Day Change 21-May	Cases	Total Tests	Deaths	Per 100,000 People Cases	Tests
Anguilla	0	0	0	0	3	17	0	20	112
Antigua and Barbuda	0	0	0	0	25	183	3	27	199
The Bahamas	0	1	0	1	97	1,910	11	26	507
Barbados	2	0	0	5	90	4,438	7	31	1,552
Belize	0	0	0	0	18	1,363	2	5	344
Cayman Islands	17	0	10	28	121	7,959	1	192	12,598
Dominica	0	0	0	0	16	433	0	23	610
Grenada	0	0	0	1	22	3,007	0	20	2,784
Guyana	1	0	2	14	128	1,329	10	16	170
Haiti	0	63	138	461	734	2,519	25	7	23
Jamaica	0	9	5	25	534	9,178	9	19	321
Montserrat	0	0	0	0	11	36	1	211	690
Saint Lucia	0	0	0	0	18	867	0	10	490
St. Kitts and Nevis	0	0	0	0	15	391	0	27	698
St. Vincent and the Grenadines	0	1	0	1	18	175	0	16	159
Suriname	0	0	0	1	11	525	1	2	89
Trinidad and Tobago	0	0	0	0	116	2,805	8	8	204
Turks and Caicos Islands	0	0	0	0	12	109	1	33	298
Virgin Islands	0	0	0	1	8	167	1	25	518
BMCs total	20	74	155	538	1,997	37,411	80		



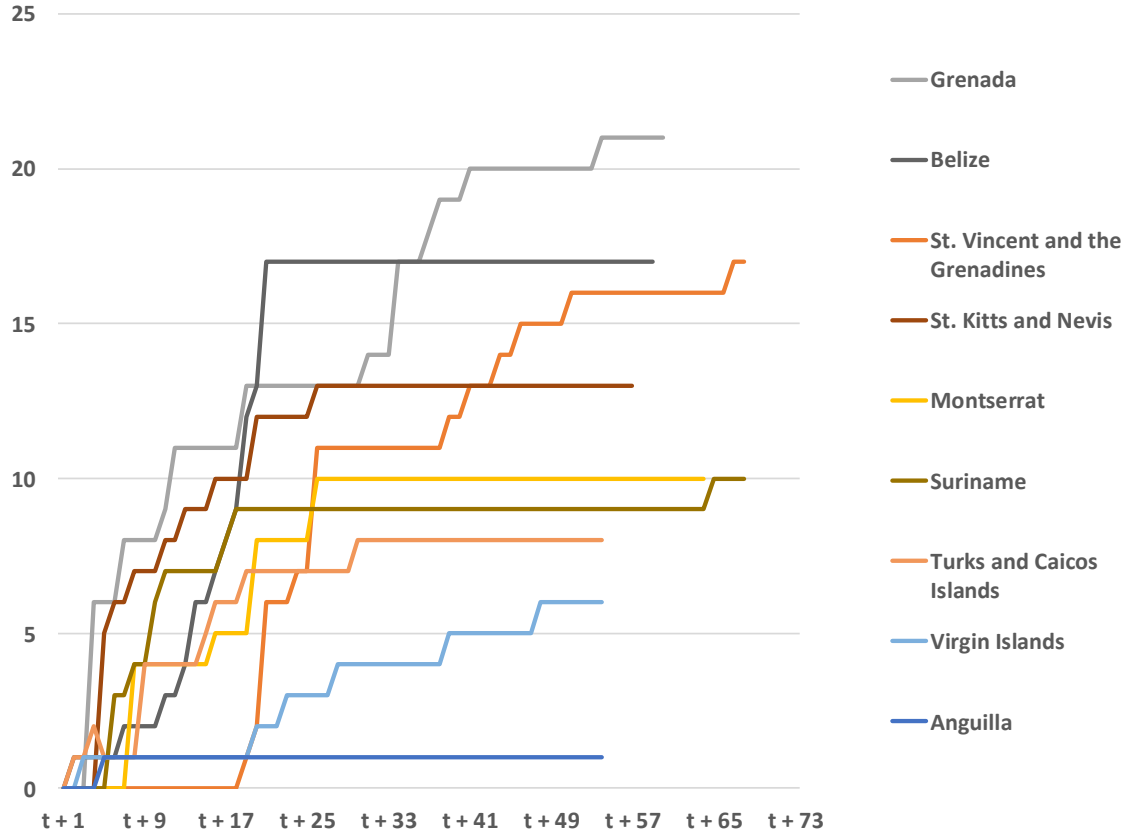
Dynamics of New Cases



t = Day of first case in respective country



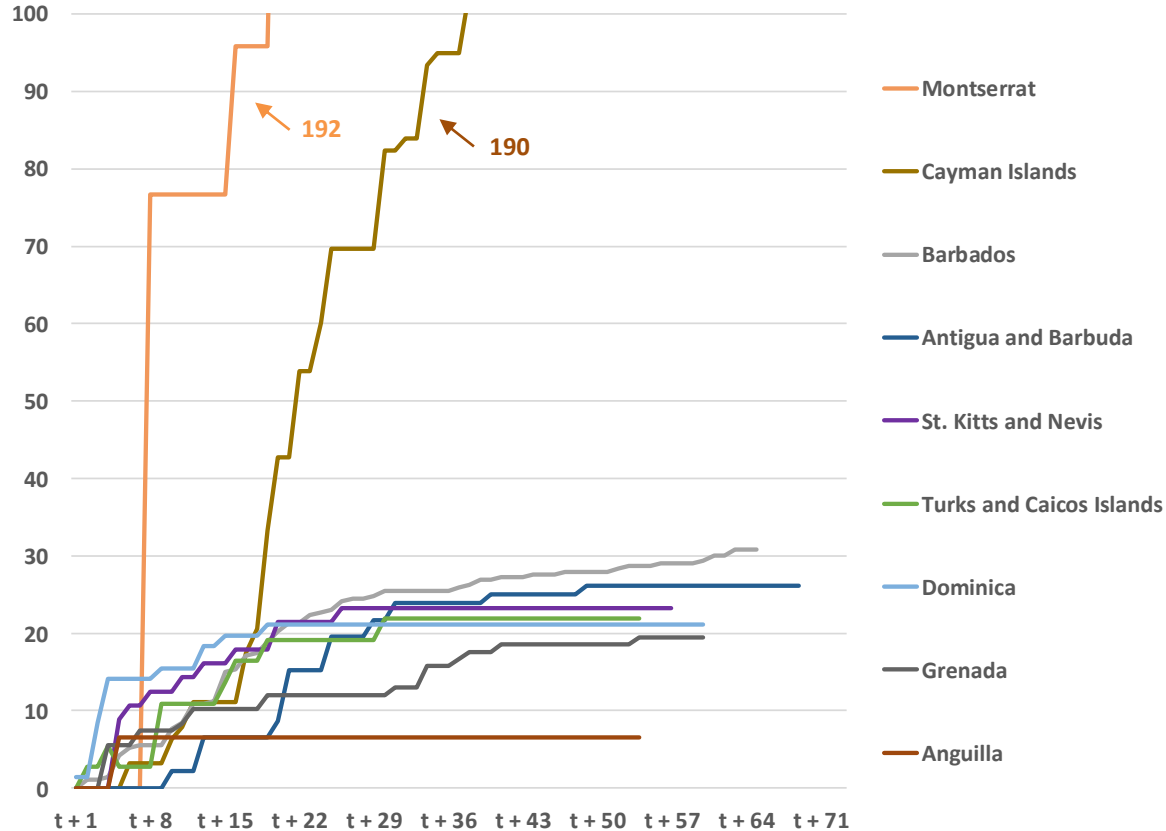
Dynamics of New Cases



t = Day of first case in respective country



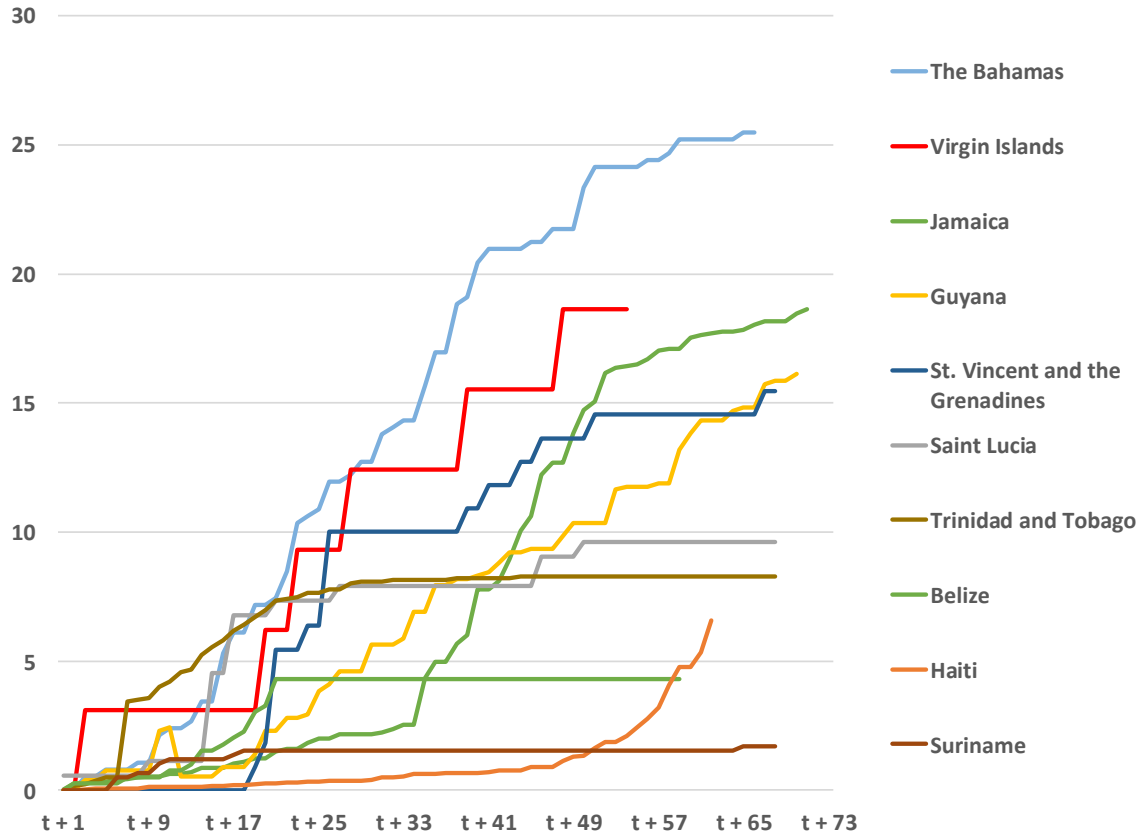
Dynamics of New Cases per 100,000 Population



t = Day of first case in respective country



Dynamics of New Cases per 100,000 Population



t = Day of first case in respective country



Total Confirmed Cases, Weekly Replication Factors in BMCs, 2020

	<i>total cases as of ...</i>						<i>seven-day replication factor of total cases</i>				
	21-May	14-May	7-May	30-Apr	23-Apr	16-Apr	21-May	14-May	7-May	30-Apr	23-Apr
Anguilla	3	3	3	3	3	3	1.00	1.00	1.00	1.00	1.00
Antigua and Barbuda	25	25	25	24	24	23	1.00	1.00	1.04	1.00	1.04
The Bahamas	97	96	92	81	72	53	1.01	1.04	1.14	1.13	1.36
Barbados	90	85	82	81	76	75	1.06	1.04	1.01	1.07	1.01
Belize	18	18	18	18	18	18	1.00	1.00	1.00	1.00	1.00
Cayman Islands	121	93	80	73	66	60	1.30	1.16	1.10	1.11	1.10
Dominica	16	16	16	16	16	16	1.00	1.00	1.00	1.00	1.00
Grenada	22	21	21	20	15	14	1.05	1.00	1.05	1.33	1.07
Guyana	128	114	94	83	71	56	1.12	1.21	1.13	1.17	1.27
Haiti	734	273	129	81	72	41	2.69	2.12	1.59	1.13	1.76
Jamaica	534	509	488	422	257	143	1.05	1.04	1.16	1.64	1.80
Montserrat	11	11	11	11	11	11	1.00	1.00	1.00	1.00	1.00
Saint Lucia	18	18	18	17	15	15	1.00	1.00	1.06	1.13	1.00
St. Kitts and Nevis	15	15	15	15	15	14	1.00	1.00	1.00	1.00	1.07
St. Vincent and the Grenadines	18	17	17	16	13	12	1.06	1.00	1.06	1.23	1.08
Suriname	11	10	10	10	10	10	1.10	1.00	1.00	1.00	1.00
Trinidad and Tobago	116	116	116	116	115	114	1.00	1.00	1.00	1.01	1.01
Turks and Caicos Islands	12	12	12	12	11	11	1.00	1.00	1.00	1.09	1.00
Virgin Islands	8	7	7	6	5	3	1.14	1.00	1.17	1.20	1.67
BMCs total	1997	1459	1254	1105	885	692	1.37	1.16	1.13	1.25	1.28

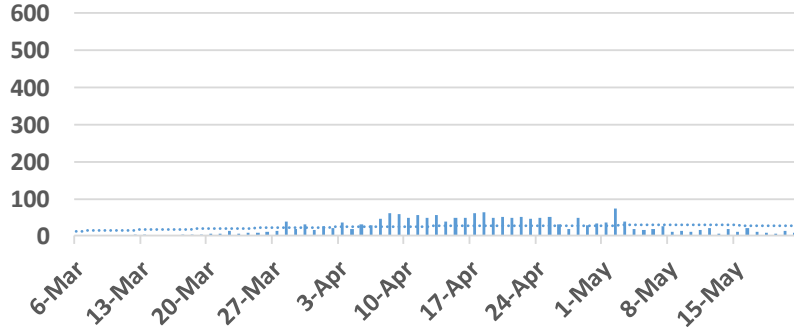
The table to the left displays total confirmed cases as of a specific date and the table to the right displays the replication factor of total confirmed cases over successive seven-day periods. Generally speaking seven-day replication factors are displaying a downward trend.

Other Selected Caribbean Countries

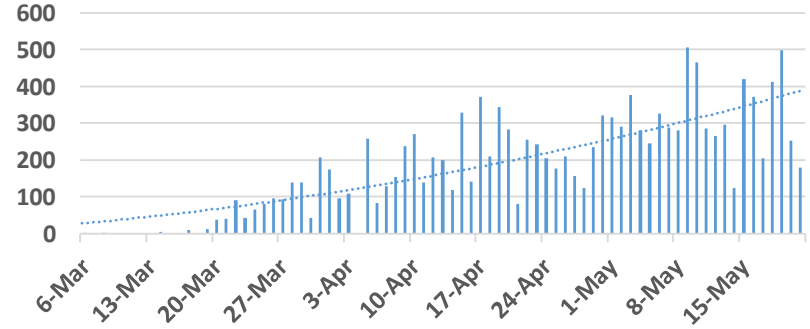


Confirmed Cases in Other Caribbean, 2020

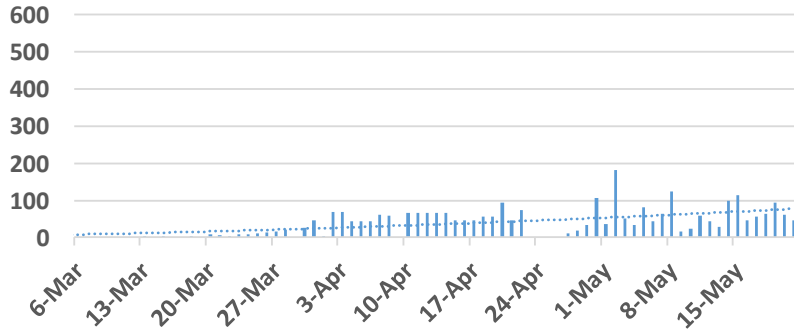
Cuba



Dominican Republic



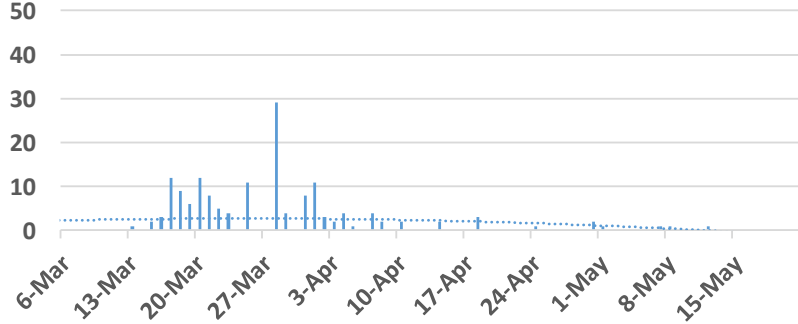
Puerto Rico



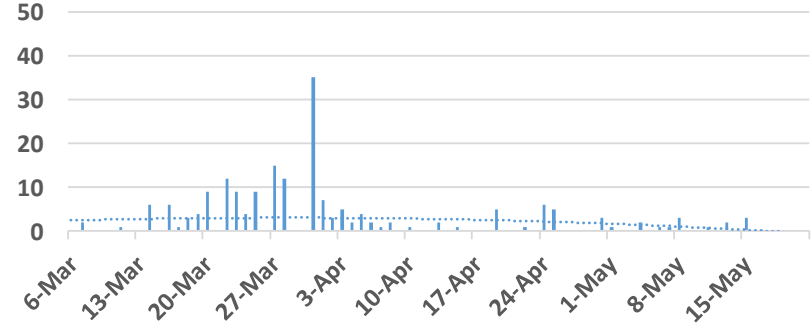


Confirmed Cases in Other Caribbean, 2020

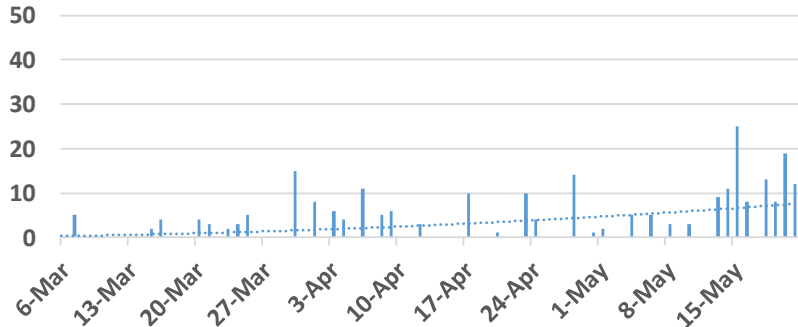
Guadeloupe



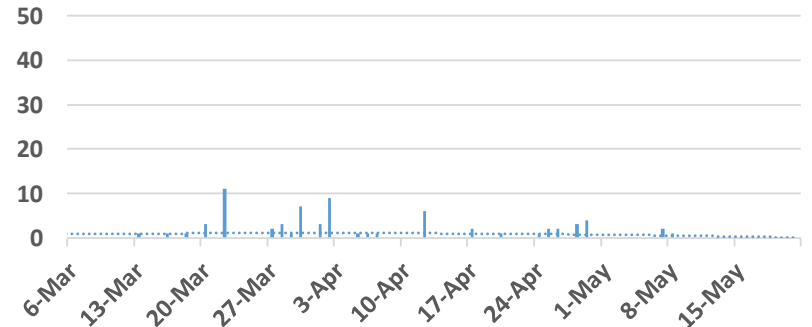
Martinique



French Guyana



US Virgin Islands





Total Confirmed Cases, Tests and Deaths in Other Caribbean, 2020

	19-May	20-May	21-May	7-Day Change	Total			Per 100,000 People	
				21-May	Cases	Tests	Deaths	Cases	Tests
Dominican Republic	498	254	180	2,337	13,657	61,330	448	129	577
Puerto Rico	95	61	47	486	2,913	12,680	126	96	417
Cuba	6	13	8	78	1,908	89,031	80	17	785
Martinique	0	0	0	3	192	na	14	51	na
Guadeloupe	0	0	0	0	155	2,866	13	39	na
Aruba	0	0	0	0	101	2,048	3	95	1,935
French Guiana	8	19	12	85	249	na	1	88	na
US Virgin Islands	0	0	0	0	69	1,457	6	66	1,392
St Martin	0	1	0	1	40	na	3	107	na
Sint Maarten	0	0	0	1	77	437	15	184	1,042
Curacao	0	0	0	0	16	485	1	10	298
Saint Barthelemy	0	0	0	0	6	na	0	61	na
Other Caribbean	607	348	247	2,991	19,383	154,788	710		
BMCs	20	74	155	538	1,997	37,411	80		
Total Caribbean	627	422	402	3,529	21,380	192,199	790		



Total Confirmed Cases, Weekly Replication Factors, Other Caribbean, 2020

	<i>total cases as of ...</i>						<i>seven-day replication factor of total cases</i>				
	21-May	14-May	7-May	30-Apr	23-Apr	16-Apr	21-May	14-May	7-May	30-Apr	23-Apr
Dominican Republic	13656	11319	9094	6971	5542	3754	1.21	1.24	1.30	1.26	1.48
Puerto Rico	2913	2427	2031	1539	1371	996	1.20	1.19	1.32	1.12	1.38
Cuba	1908	1830	1729	1501	1235	862	1.04	1.06	1.15	1.22	1.43
Martinique	192	189	183	178	164	158	1.02	1.03	1.03	1.09	1.04
Guadeloupe	155	155	153	151	148	145	1.00	1.01	1.01	1.02	1.02
Aruba	101	101	101	100	100	95	1.00	1.00	1.01	1.00	1.05
French Guiana	249	164	138	126	107	86	1.52	1.19	1.10	1.18	1.24
US Virgin Islands	69	69	68	66	54	51	1.00	1.01	1.03	1.22	1.06
St Martin	40	39	38	38	38	35	1.03	1.03	1.00	1.00	1.09
Sint Maarten	77	76	76	75	73	57	1.01	1.00	1.01	1.03	1.28
Curacao	16	16	16	16	14	14	1.00	1.00	1.00	1.14	1.00
Saint Barthelemy	3	3	3	3	3	3	1.00	1.00	1.00	1.00	1.00
Other Caribbean	19379	16388	13630	10764	8849	6256	1.18	1.20	1.27	1.22	1.41
BMCs	1997	1459	1254	1105	885	692	1.37	1.16	1.13	1.25	1.28
Total Caribbean	21376	17847	14884	11869	9734	6948	1.20	1.20	1.25	1.22	1.40

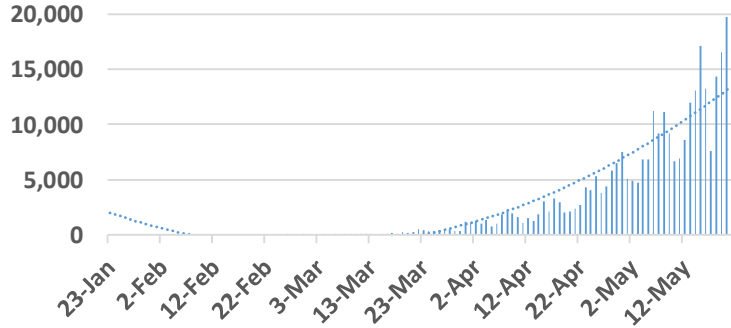
The table to the left displays total confirmed cases as of a specific date and the table to the right displays the replication factor of total confirmed cases over successive seven-day periods. Generally speaking seven-day replication factors are displaying a downward trend.

Other CDB Member Countries and USA

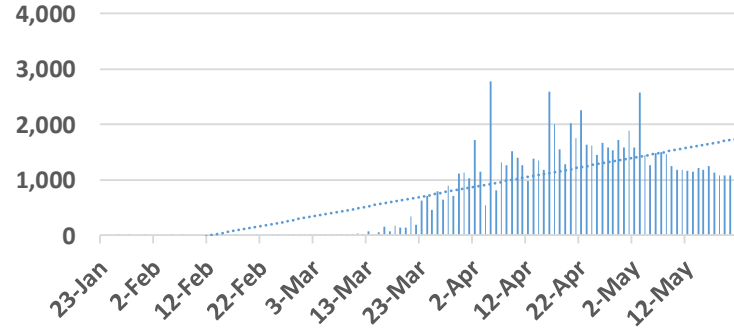


Confirmed Cases in Other CDB Member Countries and USA, 2020

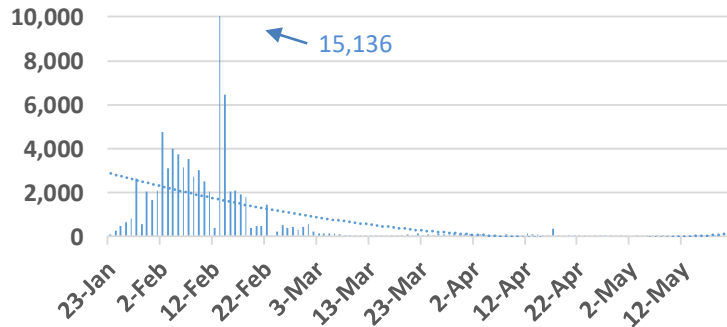
Brazil



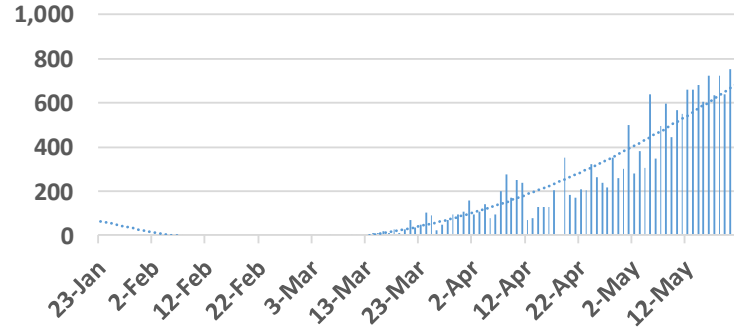
Canada



China



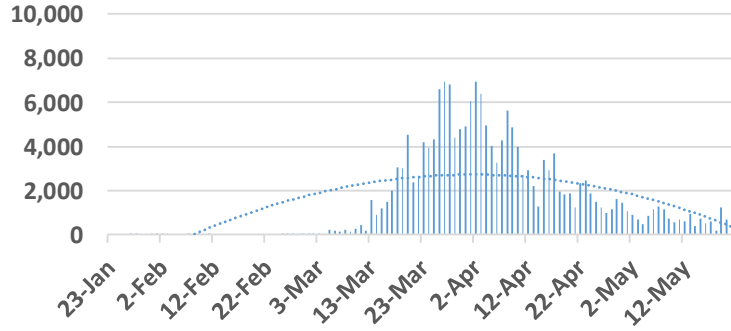
Colombia



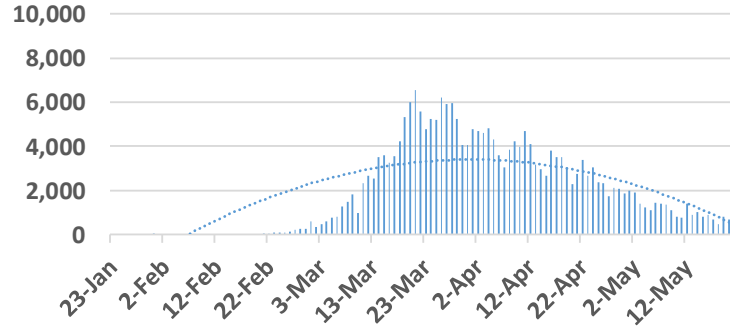


Confirmed Cases in Other CDB Member Countries and USA, 2020

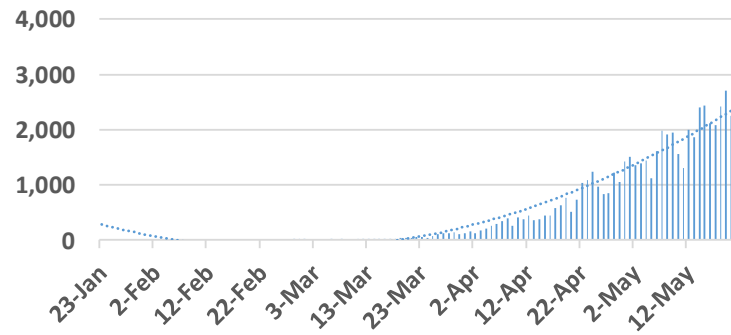
Germany



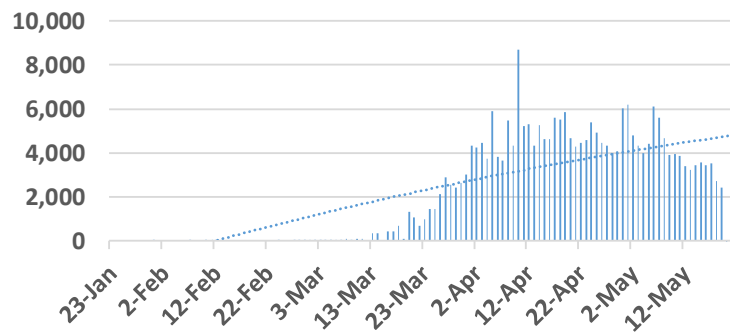
Italy



Mexico



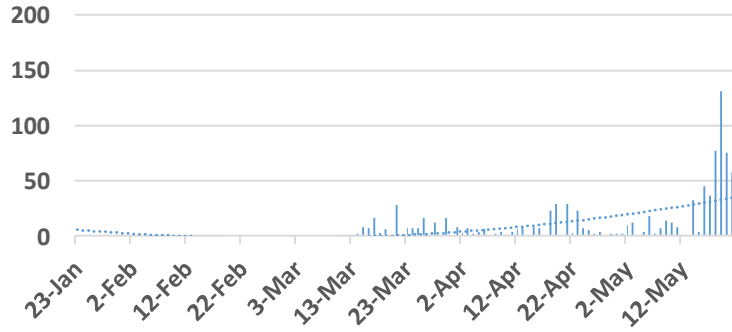
United Kingdom



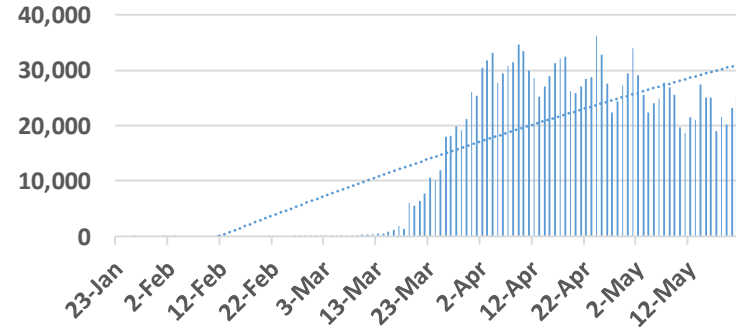


Confirmed Cases in Other CDB Member Countries and USA, 2020

Venezuela



USA





Credits

Economics Department
Caribbean Development Bank
P.O. Box 408
Wilkey, St. Michael BB11000
BARBADOS