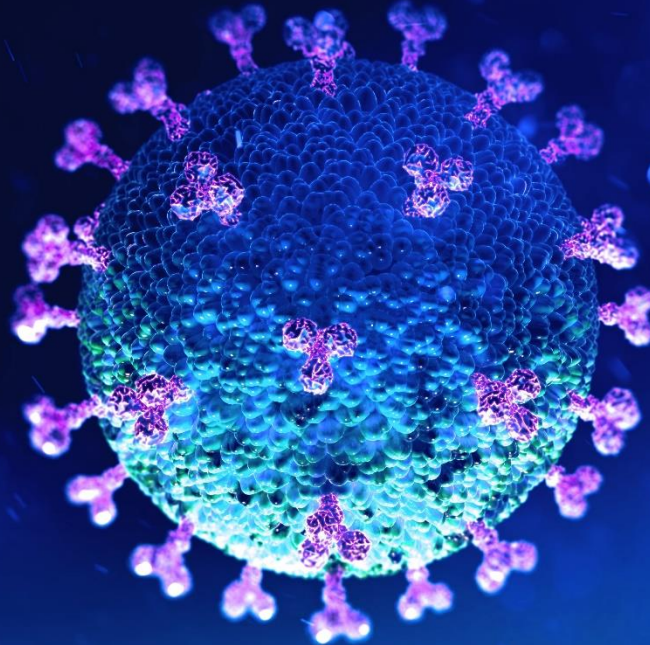




COVID-19 Pandemic in the Caribbean

New Confirmed Cases of SARS-CoV-2 Infections



Latest update: Sunday, May 24, 2020, 10:00 p.m. AST



Disclaimer

Copyright © Caribbean Development Bank (CDB).

The opinions, findings, interpretations and conclusions expressed in this publication are those of the staff of CDB and do not necessarily reflect the official policy or position of CDB, its Board of Directors, or the countries they represent.

Statistical country data in this presentation may not be comparable across countries due to factors including but not limited to differences in demographics, health sector capacity and initial health outcomes as well as differences in overall capacities and approaches to address the crisis.

This work may be reproduced, with attribution to CDB, for any non-commercial purpose. The use of CDB's name for any purpose other than for attribution, and the use of CDB's logo shall be subject to a separate written licence agreement between CDB and the user and is not authorized as part of this licence. No derivative work is allowed.

CDB does not necessarily own each component of the content contained within this document and, therefore, does not warrant that the use of any third-party owned individual component or part contained in this work will not infringe on the rights of those third parties. Any risks of claims resulting from such infringement rest solely with the user. CDB does not guarantee the accuracy of the data included in this work.

Any dispute related to the use of the works of CDB that cannot be settled amicably shall be submitted to arbitration pursuant to the UNCITRAL rules. Nothing herein shall constitute or be deemed to constitute a waiver of the privileges and immunities of CDB, all of which are specifically reserved.



Objectives of Publication

The objectives of this publication are:

- to provide statistics and display trends regarding the spread of the Novel Coronavirus disease in Borrowing Member Countries of the Caribbean Development Bank.
- to keep the general public informed regarding the evolution of relevant data which have the potential to impact social and economic development in the Region.



Definitions

Abbreviations:

CDB - Caribbean Development Bank

BMC - Borrowing Member Country

COVID-19: Coronavirus disease 2019 as defined by the World Health Organisation. In this publication COVID-19 is used as a proxy for all infections with the severe acute respiratory syndrome coronavirus 2 (SARS-CoV-2).

Data Sources:

- Johns Hopkins University via Github.com
- Caribbean Disaster Emergency Management Agency (CDEMA) and Pan American Health Organisation (PAHO) COVID-19 Situation Reports
- Worldometers website <https://www.worldometers.info/coronavirus>
- Some data points might vary from national data due to delayed reporting

An aerial photograph of a city, likely in the Caribbean, with a blue overlay. The image shows a dense urban area with various buildings, including a prominent blue and yellow building in the center. The text 'Table of Contents' is overlaid in white on the top left.

Table of Contents

Confirmed aggregated COVID-19 cases in the Caribbean Region

Confirmed COVID-19 cases in CDB's BMCs

Confirmed COVID-19 cases in Other Selected Caribbean Countries

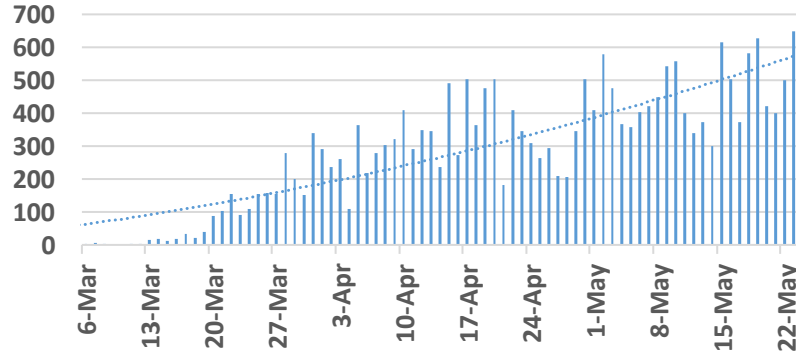
Confirmed COVID-19 cases in Other CDB Member Countries and the United States of America

Caribbean Region




Confirmed Cases in the Caribbean, 2020

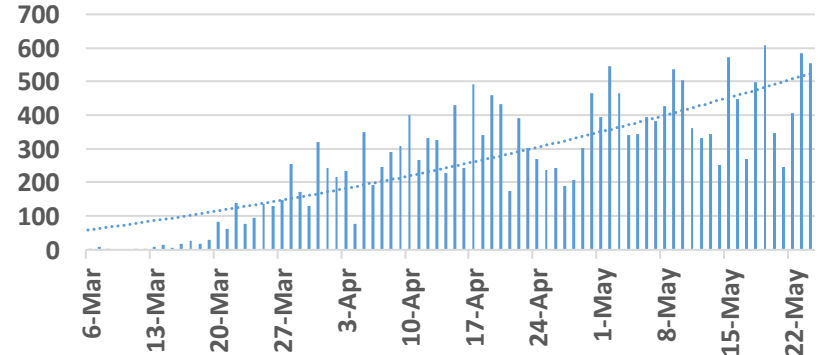
Caribbean Total



CDB's BMCs



Other Caribbean

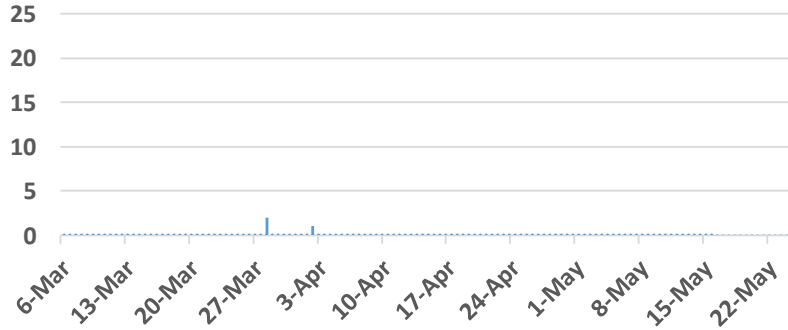


CDB's Borrowing Member Countries

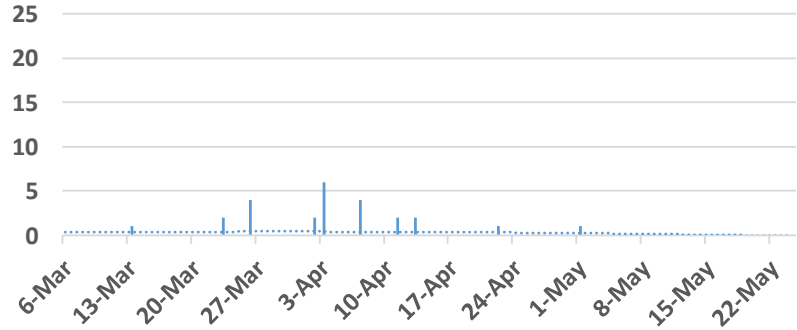


Confirmed Cases in BMCs, 2020

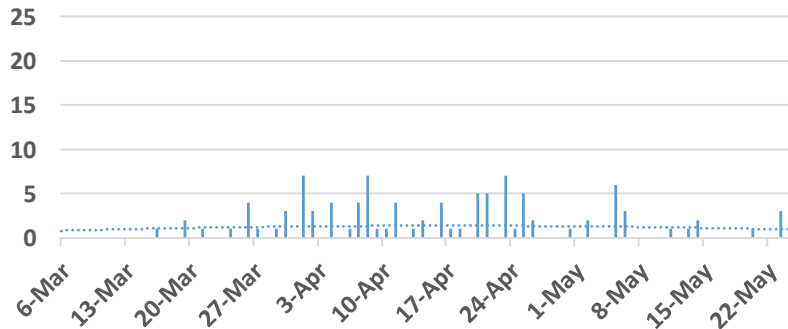
Anguilla



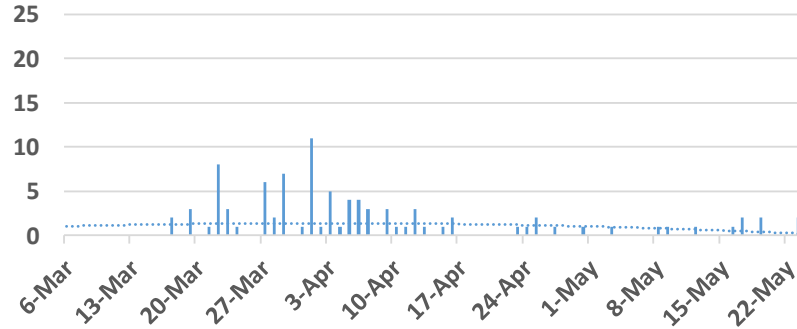
Antigua and Barbuda



The Bahamas



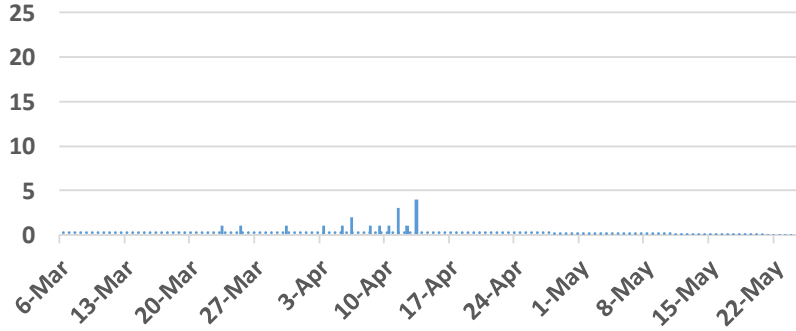
Barbados



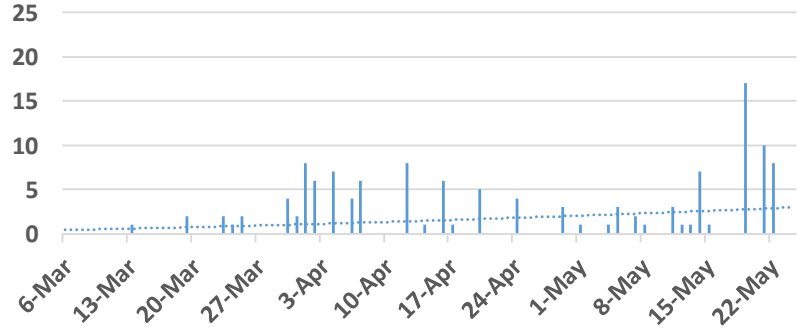


Confirmed Cases in BMCs, 2020

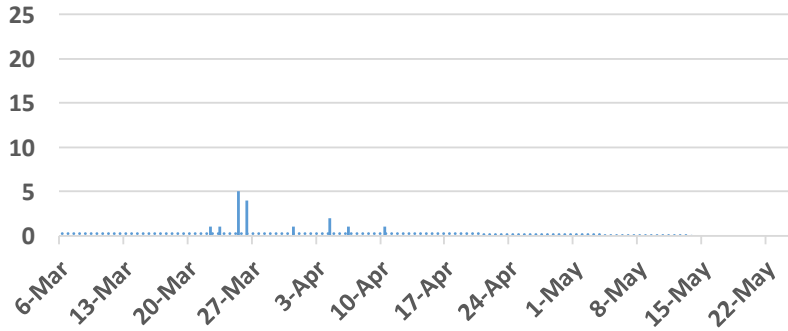
Belize



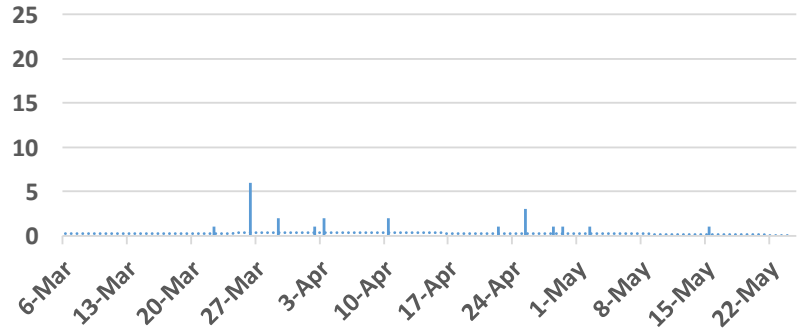
Cayman Islands



Dominica



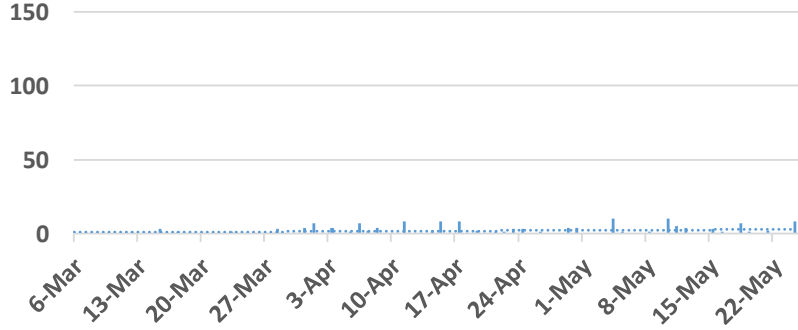
Grenada



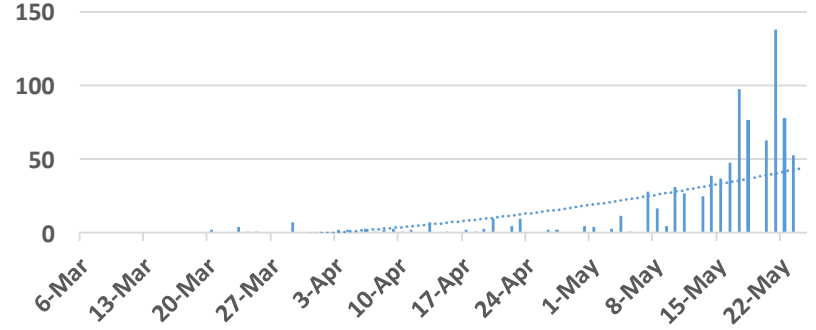


Confirmed Cases in BMCs, 2020

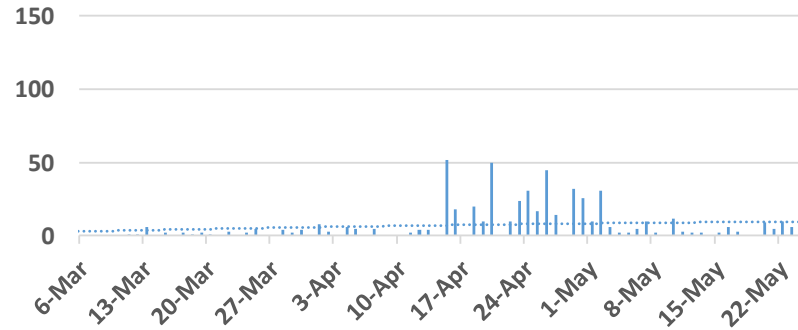
Guyana



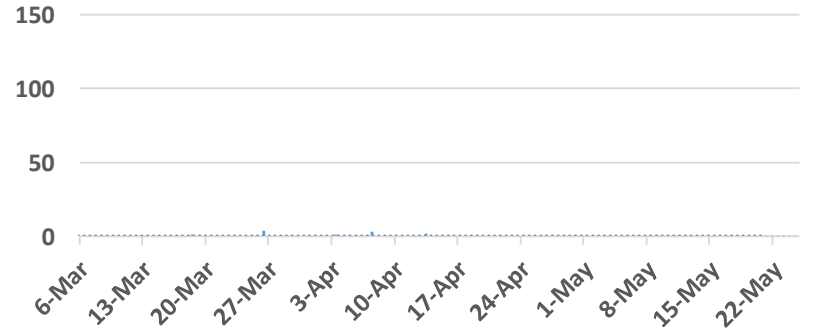
Haiti



Jamaica



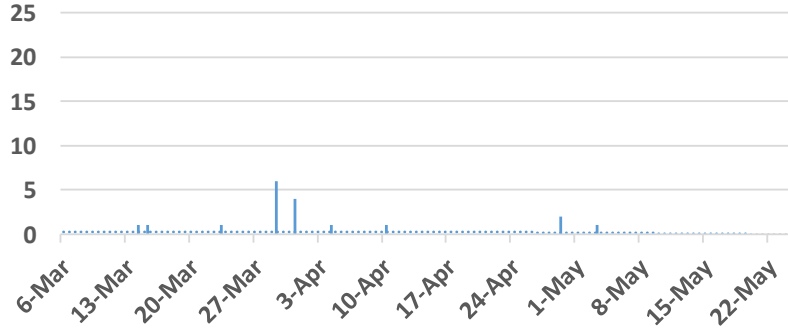
Montserrat



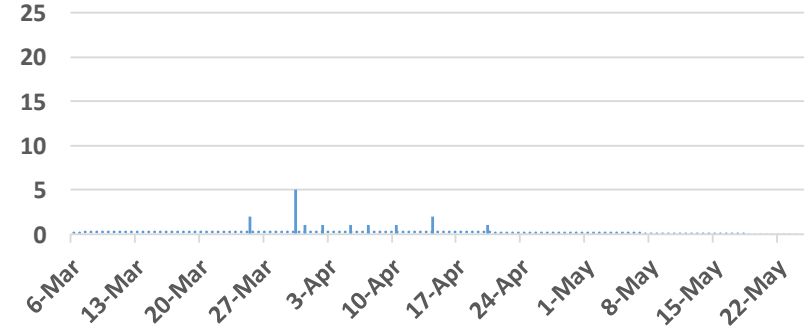


Confirmed cases in BMCs, 2020

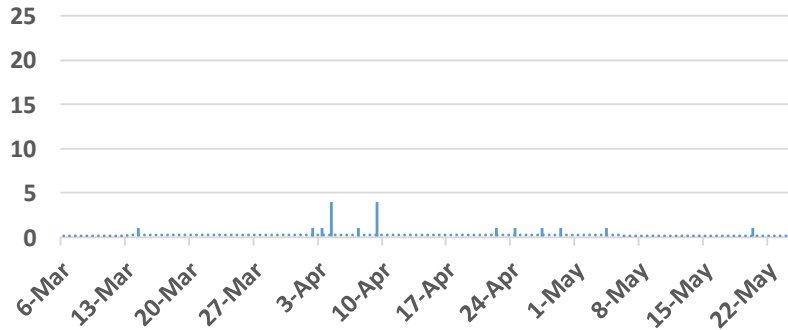
Saint Lucia



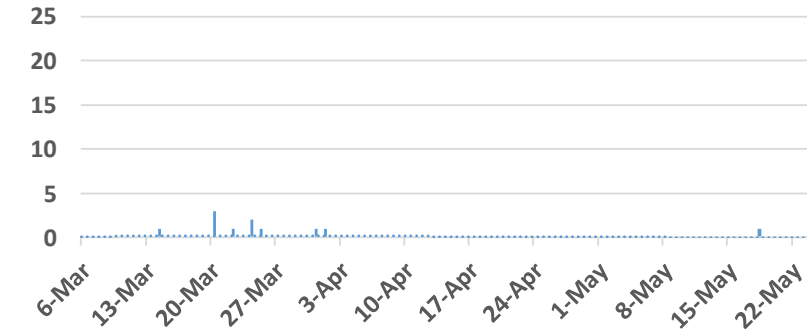
St. Kitts and Nevis



St. Vincent and the Grenadines



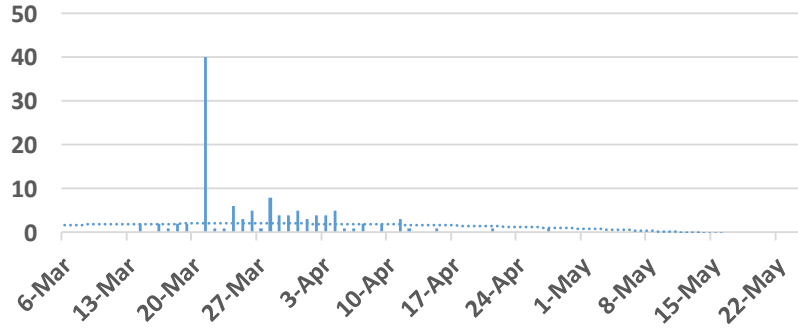
Suriname



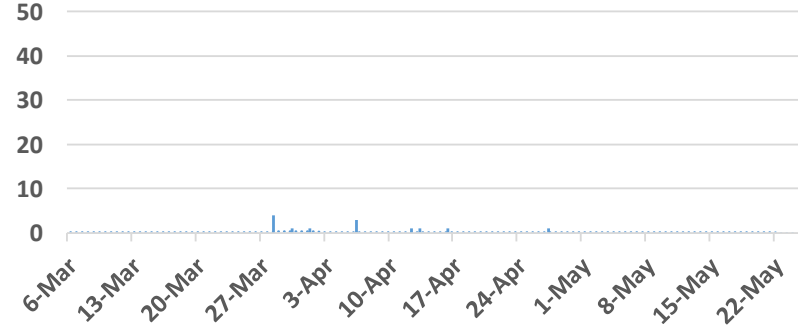


Confirmed Cases in BMCs, 2020

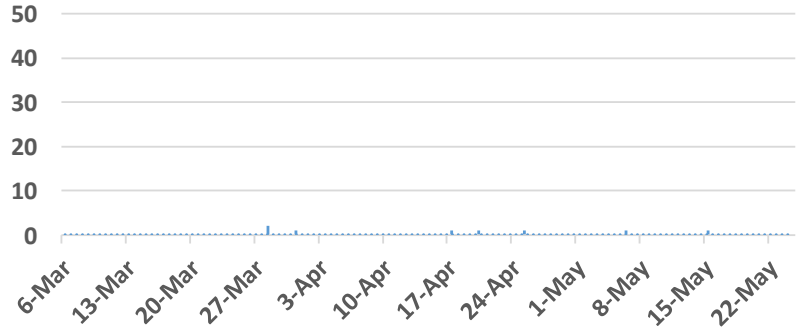
Trinidad and Tobago



Turks and Caicos Islands



Virgin Islands



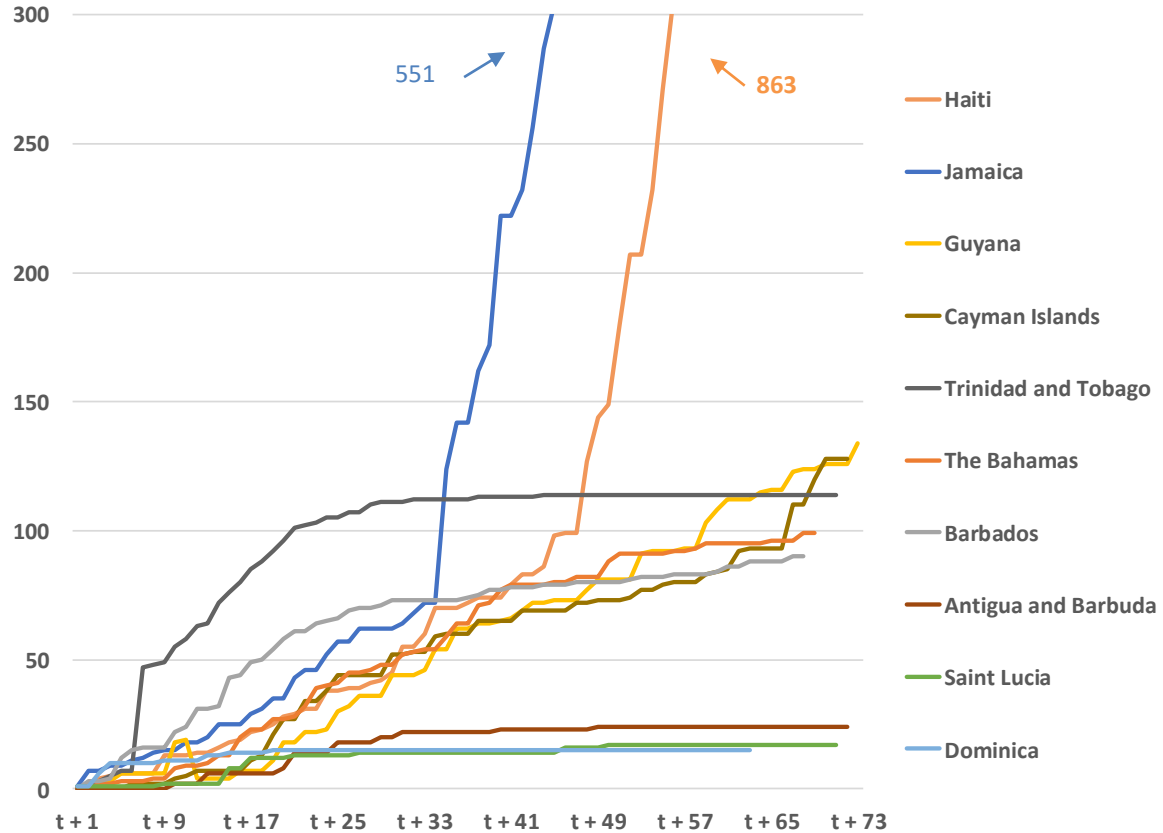


Total Confirmed Cases, Tests and Deaths in BMCs, 2020

	22-May	23-May	24-May	7-Day Change 24-May	Cases	Total Tests	Deaths	Per 100,000 People Cases	Tests
Anguilla	0	0	0	0	3	30	0	20	198
Antigua and Barbuda	0	0	0	0	25	183	3	27	199
The Bahamas	0	3	0	4	100	1,972	11	27	523
Barbados	0	2	0	4	92	4,664	7	32	1,631
Belize	0	0	0	0	18	1,435	2	5	362
Cayman Islands	8	0	0	35	129	8,426	1	204	13,337
Dominica	0	0	0	0	16	433	0	23	610
Grenada	0	0	0	0	22	3,007	0	20	2,784
Guyana	0	0	8	18	136	1,457	10	17	186
Haiti	78	53	0	409	865	2,718	27	8	24
Jamaica	10	6	2	32	552	10,230	9	19	358
Montserrat	0	0	0	0	11	36	1	211	690
Saint Lucia	0	0	0	0	18	898	0	10	507
St. Kitts and Nevis	0	0	0	0	15	394	0	27	704
St. Vincent and the Grenadines	0	0	0	1	18	209	0	16	190
Suriname	0	0	0	1	11	525	1	2	89
Trinidad and Tobago	0	0	0	0	116	2,930	8	8	213
Turks and Caicos Islands	0	0	0	0	12	126	1	33	345
Virgin Islands	0	0	0	0	8	167	1	25	518
BMCs total	96	64	10	504	2,167	39,840	82		



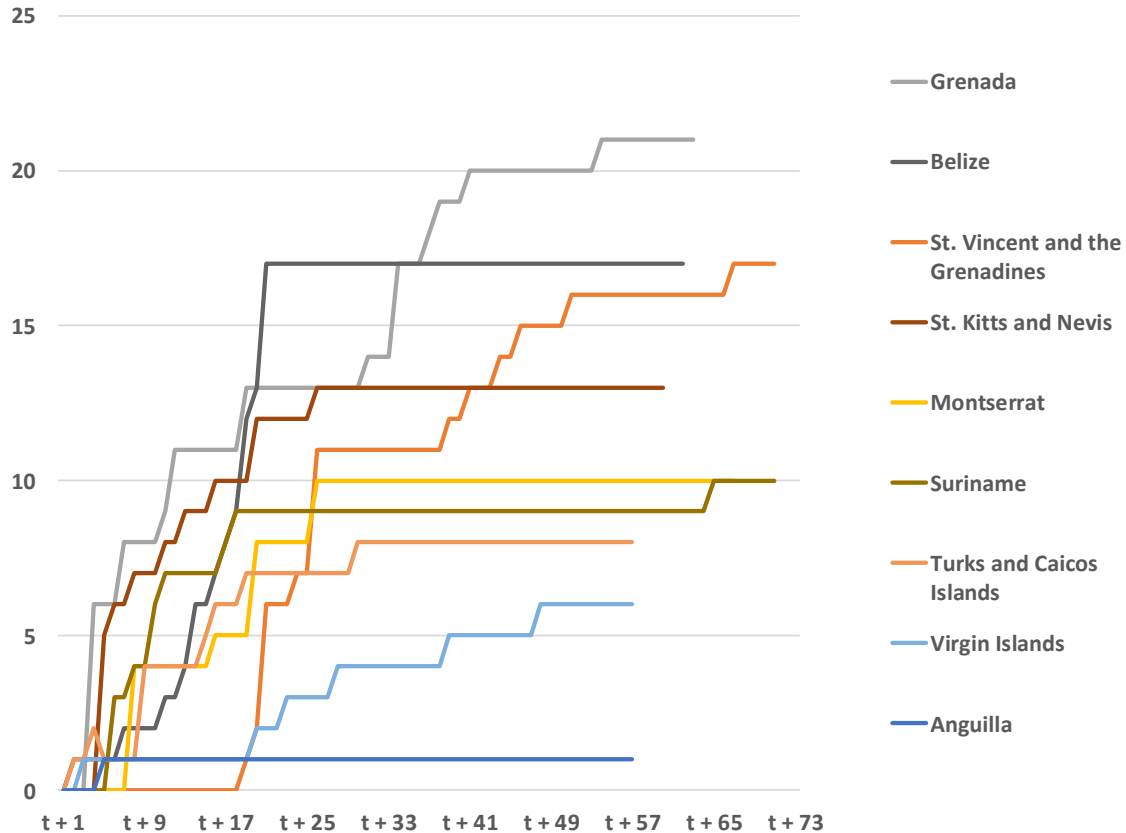
Dynamics of New Cases



t = Day of first case in respective country



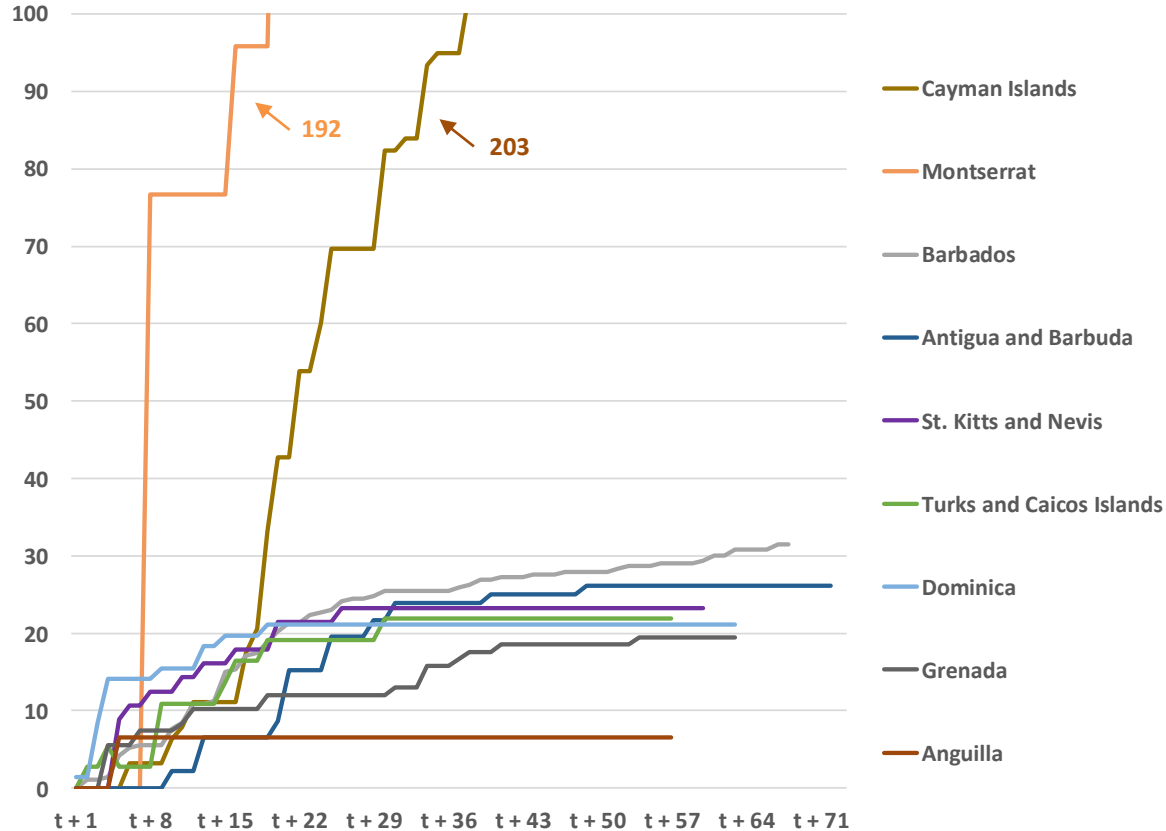
Dynamics of New Cases



t = Day of first case in respective country



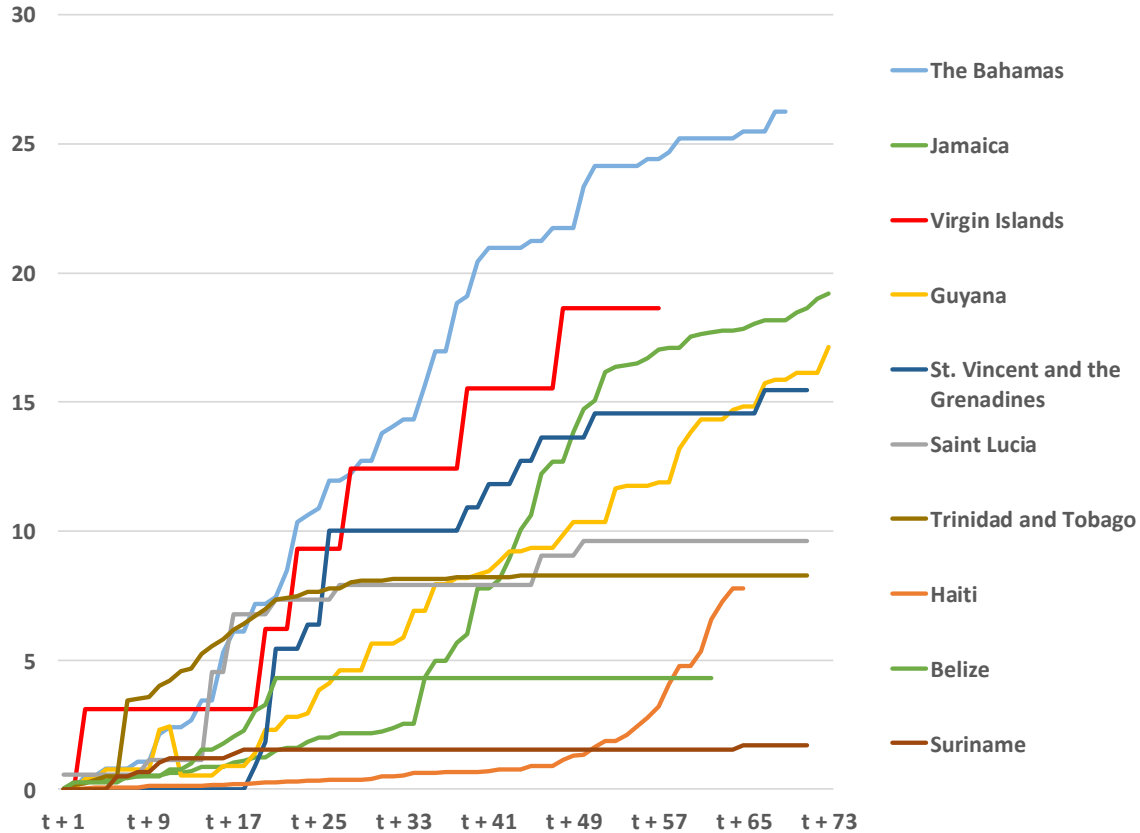
Dynamics of New Cases per 100,000 Population



t = Day of first case in respective country



Dynamics of New Cases per 100,000 Population



t = Day of first case in respective country



Total Confirmed Cases, Weekly Replication Factors in BMCs, 2020

	<i>total cases as of ...</i>						<i>seven-day replication factor of total cases</i>				
	24-May	17-May	10-May	3-May	26-Apr	19-Apr	24-May	17-May	10-May	3-May	26-Apr
Anguilla	3	3	3	3	3	3	1.00	1.00	1.00	1.00	1.00
Antigua and Barbuda	25	25	25	25	24	23	1.00	1.00	1.00	1.04	1.04
The Bahamas	100	96	92	83	80	55	1.04	1.04	1.11	1.04	1.45
Barbados	92	88	84	82	79	75	1.05	1.05	1.02	1.04	1.05
Belize	18	18	18	18	18	18	1.00	1.00	1.00	1.00	1.00
Cayman Islands	129	94	81	74	70	61	1.37	1.16	1.09	1.06	1.15
Dominica	16	16	16	16	16	16	1.00	1.00	1.00	1.00	1.00
Grenada	22	22	21	21	18	14	1.00	1.05	1.00	1.17	1.29
Guyana	136	118	105	83	75	66	1.15	1.12	1.27	1.11	1.14
Haiti	865	456	182	88	74	47	1.90	2.51	2.07	1.19	1.57
Jamaica	552	520	502	469	350	173	1.06	1.04	1.07	1.34	2.02
Montserrat	11	11	11	11	11	11	1.00	1.00	1.00	1.00	1.00
Saint Lucia	18	18	18	18	15	15	1.00	1.00	1.00	1.20	1.00
St. Kitts and Nevis	15	15	15	15	15	14	1.00	1.00	1.00	1.00	1.07
St. Vincent and the Grenadines	18	17	17	16	14	12	1.06	1.00	1.06	1.14	1.17
Suriname	11	10	10	10	10	10	1.10	1.00	1.00	1.00	1.00
Trinidad and Tobago	116	116	116	116	115	114	1.00	1.00	1.00	1.01	1.01
Turks and Caicos Islands	12	12	12	12	11	11	1.00	1.00	1.00	1.09	1.00
Virgin Islands	8	8	7	6	6	4	1.00	1.14	1.17	1.00	1.50
BMCs total	2,167	1,663	1,335	1,166	1,004	742	1.30	1.25	1.14	1.16	1.35

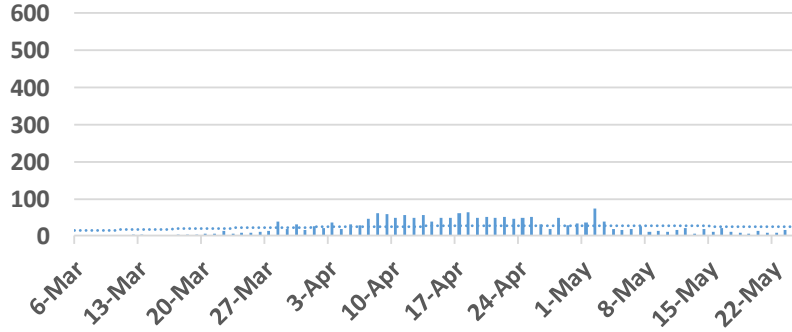
The table to the left displays total confirmed cases as of a specific date and the table to the right displays the replication factor of total confirmed cases over successive seven-day periods. Generally speaking seven-day replication factors are displaying a downward trend.

Other Selected Caribbean Countries

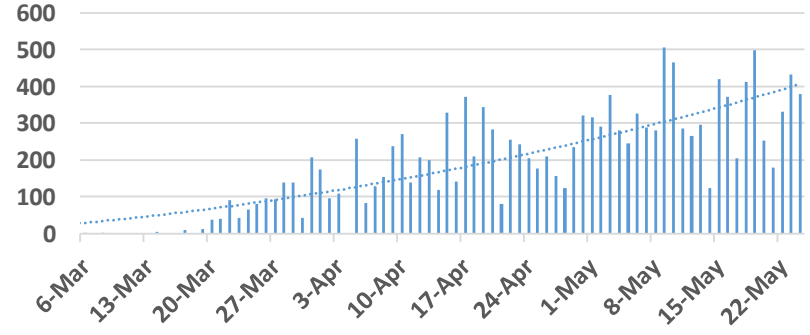


Confirmed Cases in Other Caribbean, 2020

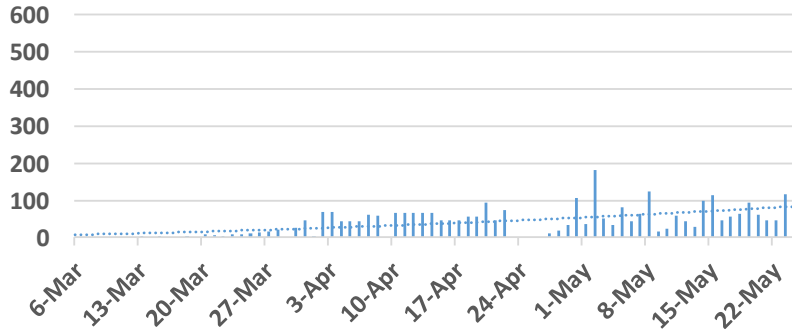
Cuba



Dominican Republic



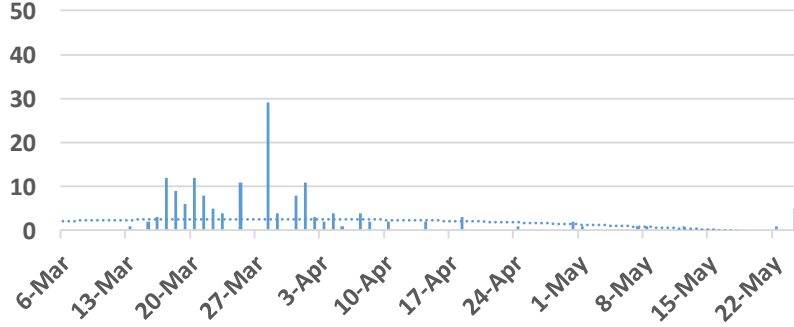
Puerto Rico



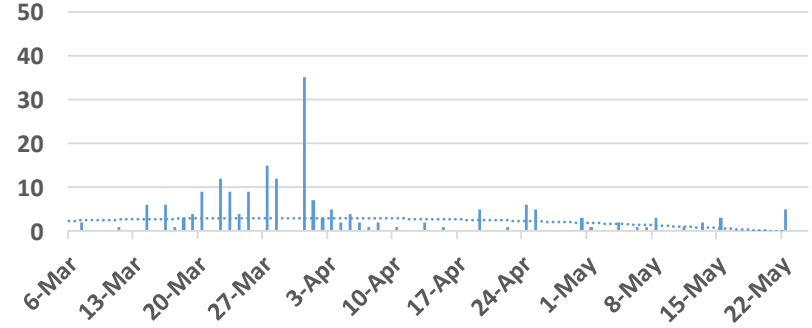


Confirmed Cases in Other Caribbean, 2020

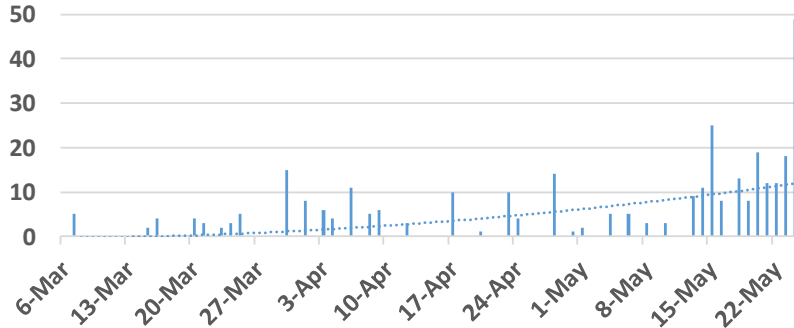
Guadeloupe



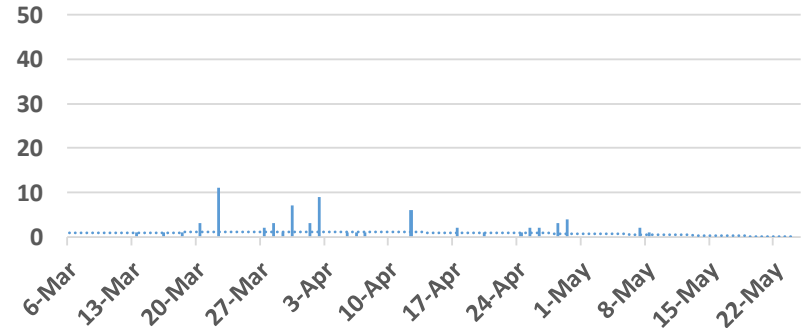
Martinique



French Guyana



US Virgin Islands





Total Confirmed Cases, Tests and Deaths in Other Caribbean, 2020

	22-May	23-May	24-May	7-Day Change	Total			Per 100,000 People	
				24-May	Cases	Tests	Deaths	Cases	Tests
Dominican Republic	332	433	379	2,487	14,801	65,355	458	139	615
Puerto Rico	47	117	112	543	3,189	12,680	127	105	417
Cuba	8	15	10	69	1,941	94,060	82	17	830
Martinique	5	0	0	5	197	na	14	52	na
Guadeloupe	1	0	5	6	161	3,573	14	40	na
Aruba	0	0	0	0	101	2,070	3	95	1,956
French Guiana	12	18	49	131	328	na	1	116	na
US Virgin Islands	0	0	0	0	69	1,510	6	66	1,443
St Martin	0	0	0	1	40	553	3	107	na
Sint Maarten	0	0	0	0	77	438	15	184	1,044
Curacao	0	1	0	1	17	504	1	10	310
Saint Barthelemy	0	0	0	0	6	137	0	61	na
Other Caribbean	405	584	555	3,243	20,927	163,937	724		
BMCs	96	64	10	504	2,167	39,840	82		
Total Caribbean	501	648	565	3,747	23,094	203,777	806		



Total Confirmed Cases, Weekly Replication Factors, Other Caribbean, 2020

	<i>total cases as of ...</i>						<i>seven-day replication factor of total cases</i>				
	24-May	17-May	10-May	3-May	26-Apr	19-Apr	24-May	17-May	10-May	3-May	26-Apr
Dominican Republic	14800	12313	10346	7953	6134	4679	1.20	1.19	1.30	1.30	1.31
Puerto Rico	3189	2646	2198	1808	1371	1157	1.21	1.20	1.22	1.32	1.18
Cuba	1941	1872	1766	1649	1369	1035	1.04	1.06	1.07	1.20	1.32
Martinique	197	192	186	179	175	163	1.03	1.03	1.04	1.02	1.07
Guadeloupe	161	155	154	152	149	148	1.04	1.01	1.01	1.02	1.01
Aruba	101	101	101	100	100	97	1.00	1.00	1.01	1.00	1.03
French Guiana	328	197	144	128	111	96	1.66	1.37	1.13	1.15	1.16
US Virgin Islands	69	69	69	66	59	53	1.00	1.00	1.05	1.12	1.11
St Martin	40	39	39	38	38	37	1.03	1.00	1.03	1.00	1.03
Sint Maarten	77	77	76	76	74	67	1.00	1.01	1.00	1.03	1.10
Curacao	17	16	16	16	16	14	1.06	1.00	1.00	1.00	1.14
Saint Barthelemy	6	6	6	6	6	6	1.00	1.00	1.00	1.00	1.00
Other Caribbean	20,926	17,683	15,101	12,171	9,602	7,552	1.18	1.17	1.24	1.27	1.27
BMCs	2,167	1,663	1,335	1,166	1,004	742	1.30	1.25	1.14	1.16	1.35
Total Caribbean	23,093	19,346	16,436	13,337	10,606	8,294	1.19	1.18	1.23	1.26	1.28

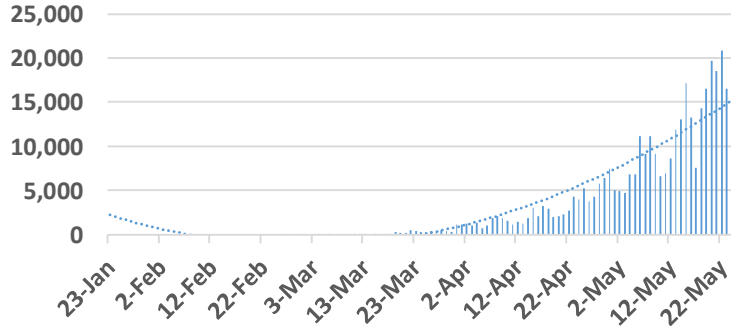
The table to the left displays total confirmed cases as of a specific date and the table to the right displays the replication factor of total confirmed cases over successive seven-day periods. Generally speaking seven-day replication factors are displaying a downward trend.

Other CDB Member Countries and USA

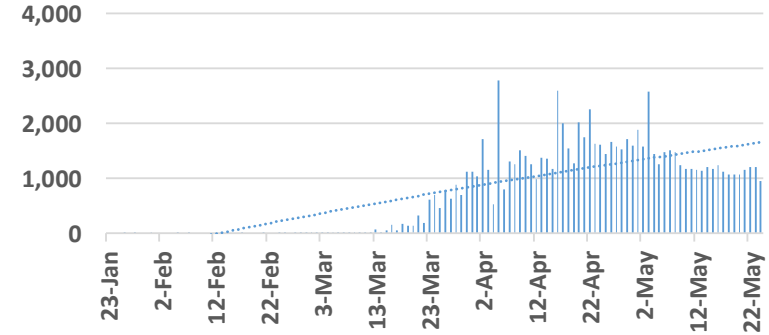


Confirmed Cases in Other CDB Member Countries and USA, 2020

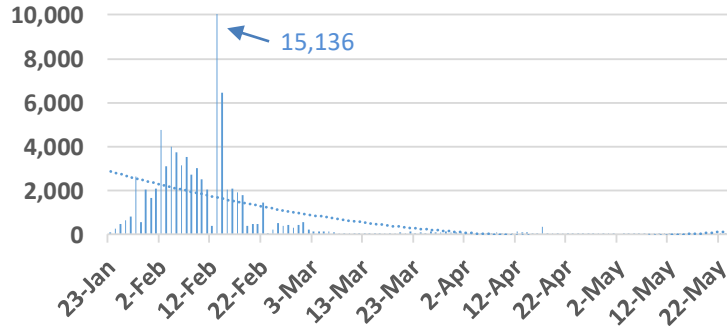
Brazil



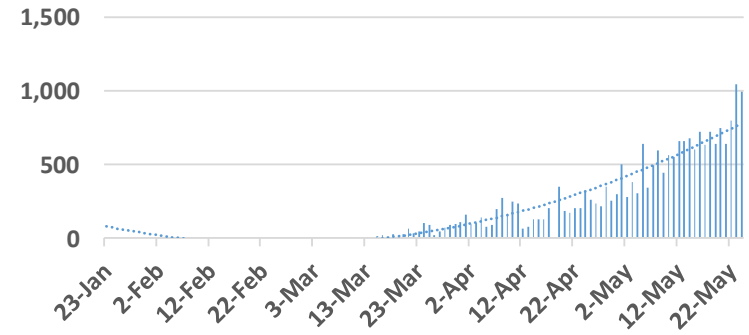
Canada



China



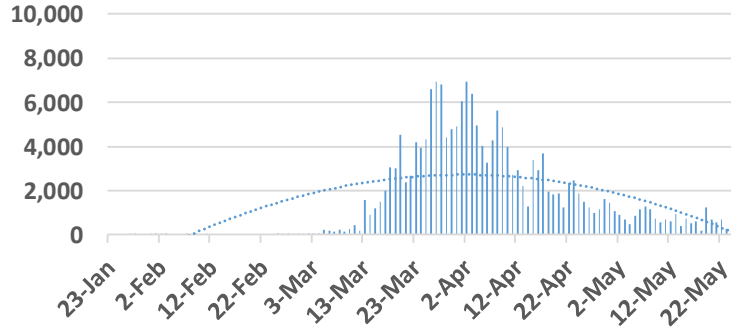
Colombia



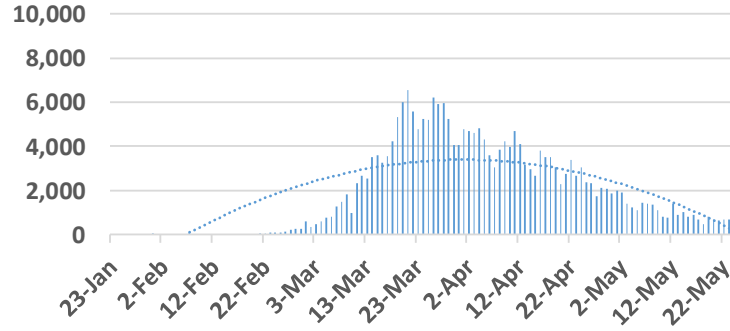


Confirmed Cases in Other CDB Member Countries and USA, 2020

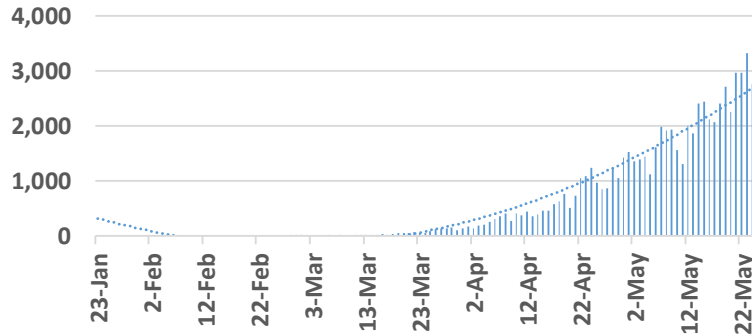
Germany



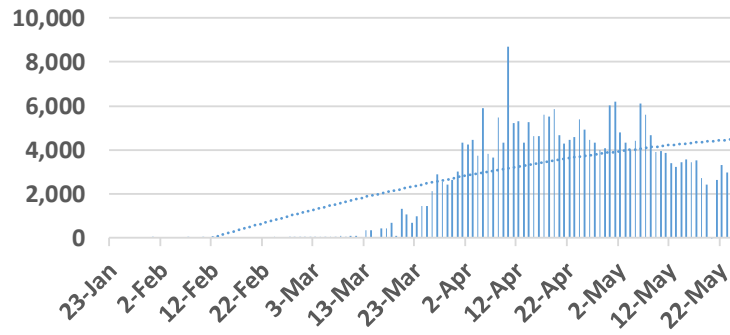
Italy



Mexico



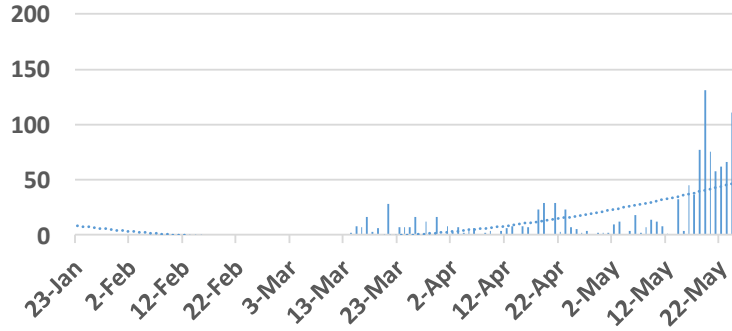
United Kingdom



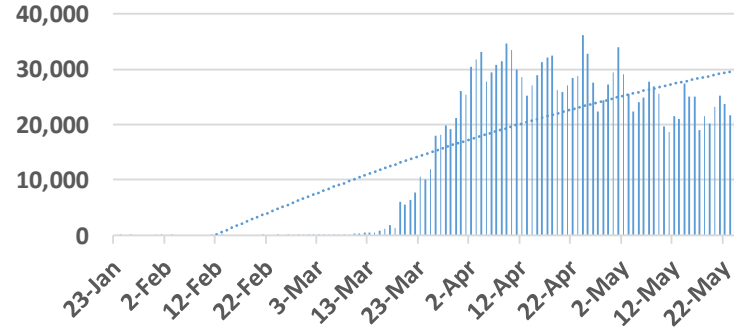


Confirmed Cases in Other CDB Member Countries and USA, 2020

Venezuela



USA





Credits

Economics Department
Caribbean Development Bank
P.O. Box 408
Wilkey, St. Michael BB11000
BARBADOS