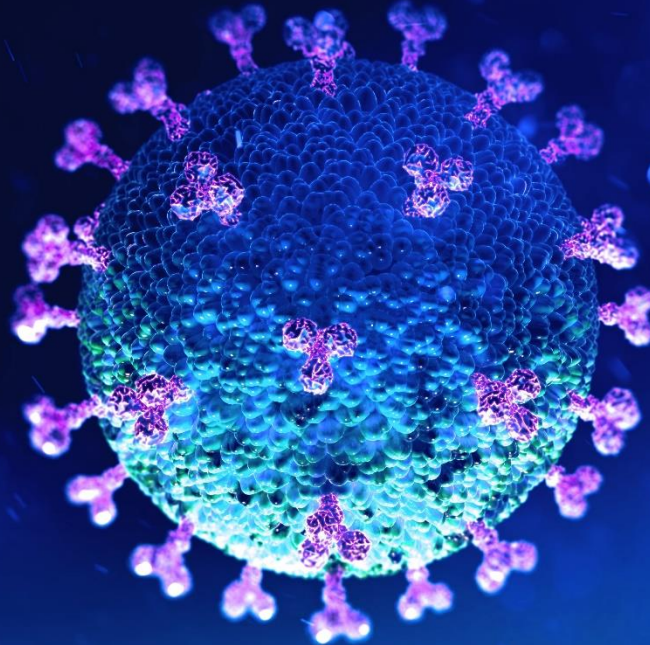




COVID-19 Pandemic in the Caribbean

New Confirmed Cases of SARS-CoV-2 Infections



Latest update: Thursday, May 28, 2020, 10:00 p.m. AST



Disclaimer

Copyright © Caribbean Development Bank (CDB).

The opinions, findings, interpretations and conclusions expressed in this publication are those of the staff of CDB and do not necessarily reflect the official policy or position of CDB, its Board of Directors, or the countries they represent.

Statistical country data in this presentation may not be comparable across countries due to factors including but not limited to differences in demographics, health sector capacity and initial health outcomes as well as differences in overall capacities and approaches to address the crisis.

This work may be reproduced, with attribution to CDB, for any non-commercial purpose. The use of CDB's name for any purpose other than for attribution, and the use of CDB's logo shall be subject to a separate written licence agreement between CDB and the user and is not authorized as part of this licence. No derivative work is allowed.

CDB does not necessarily own each component of the content contained within this document and, therefore, does not warrant that the use of any third-party owned individual component or part contained in this work will not infringe on the rights of those third parties. Any risks of claims resulting from such infringement rest solely with the user. CDB does not guarantee the accuracy of the data included in this work.

Any dispute related to the use of the works of CDB that cannot be settled amicably shall be submitted to arbitration pursuant to the UNCITRAL rules. Nothing herein shall constitute or be deemed to constitute a waiver of the privileges and immunities of CDB, all of which are specifically reserved.



Objectives of Publication

The objectives of this publication are:

- to provide statistics and display trends regarding the spread of the Novel Coronavirus disease in Borrowing Member Countries of the Caribbean Development Bank.
- to keep the general public informed regarding the evolution of relevant data which have the potential to impact social and economic development in the Region.



Definitions

Abbreviations:

CDB - Caribbean Development Bank

BMC - Borrowing Member Country

COVID-19: Coronavirus disease 2019 as defined by the World Health Organisation. In this publication COVID-19 is used as a proxy for all infections with the severe acute respiratory syndrome coronavirus 2 (SARS-CoV-2).

Data Sources:

- Johns Hopkins University via Github.com
- Caribbean Disaster Emergency Management Agency (CDEMA) and Pan American Health Organisation (PAHO) COVID-19 Situation Reports
- Worldometers website <https://www.worldometers.info/coronavirus>
- Some data points might vary from national data due to delayed reporting

An aerial photograph of a city, likely in the Caribbean, showing various buildings and streets. The image is overlaid with a semi-transparent blue filter. The title 'Table of Contents' is written in white text across the top left of the image.

Table of Contents

Confirmed aggregated COVID-19 cases in the Caribbean Region

Confirmed COVID-19 cases in CDB's BMCs

Confirmed COVID-19 cases in Other Selected Caribbean Countries

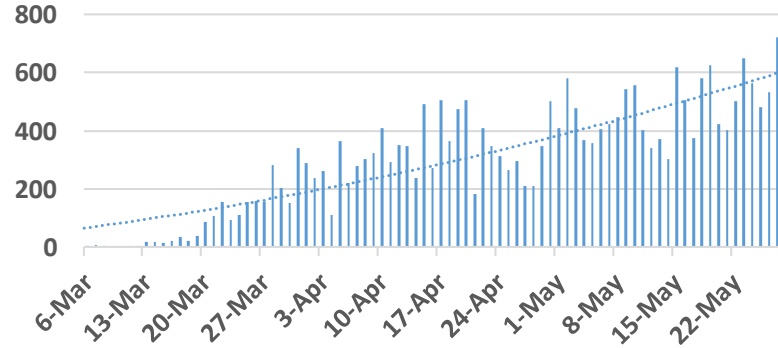
Confirmed COVID-19 cases in Other CDB Member Countries and the United States of America

Caribbean Region

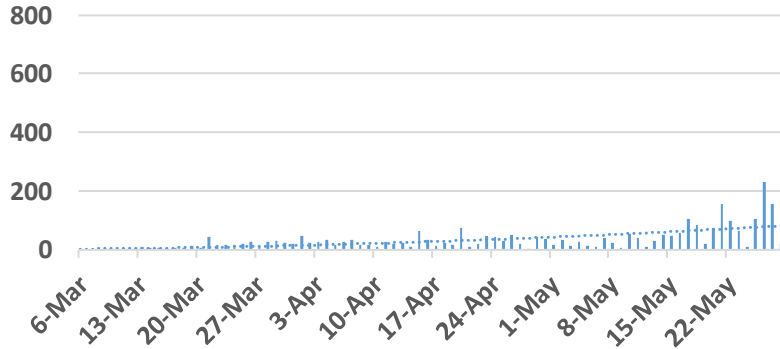


Confirmed Cases in the Caribbean, 2020

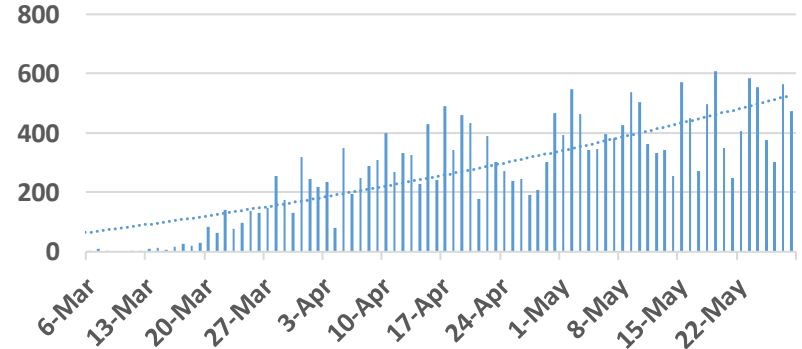
Caribbean Total



CDB's BMCs



Other Caribbean

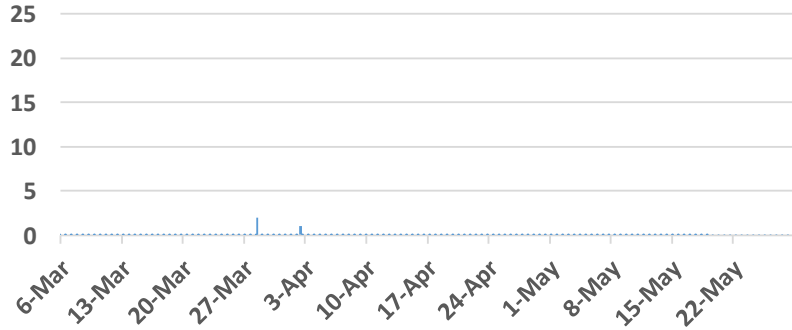


CDB's Borrowing Member Countries

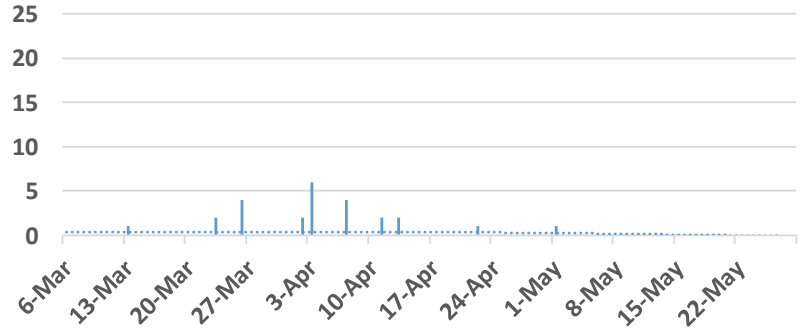


Confirmed Cases in BMCs, 2020

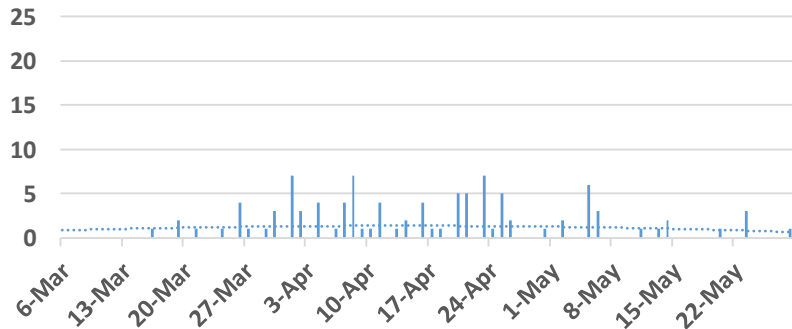
Anguilla



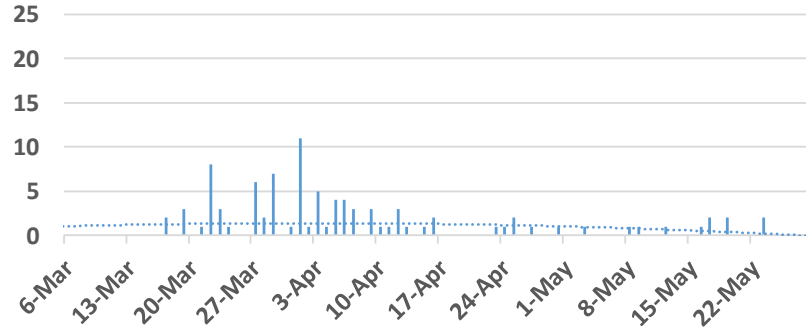
Antigua and Barbuda



The Bahamas



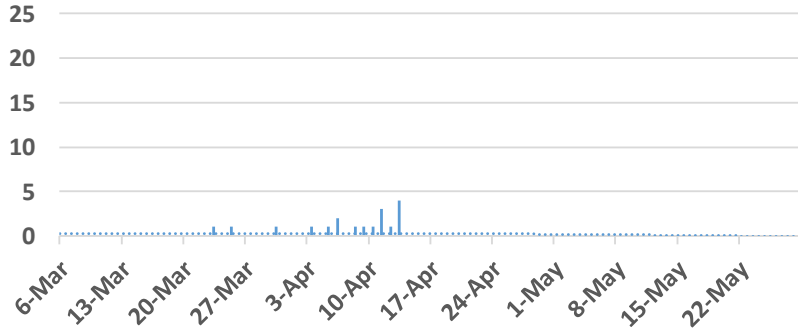
Barbados



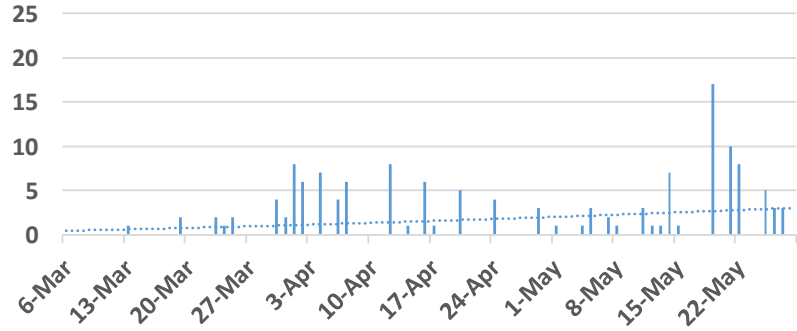


Confirmed Cases in BMCs, 2020

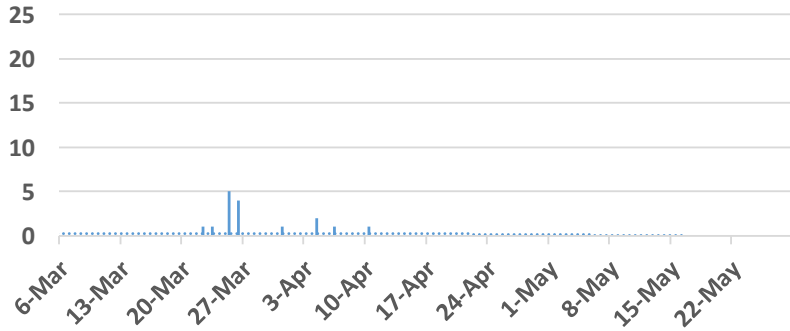
Belize



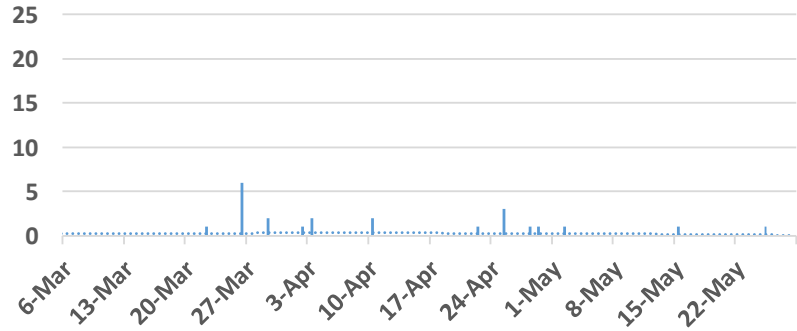
Cayman Islands



Dominica



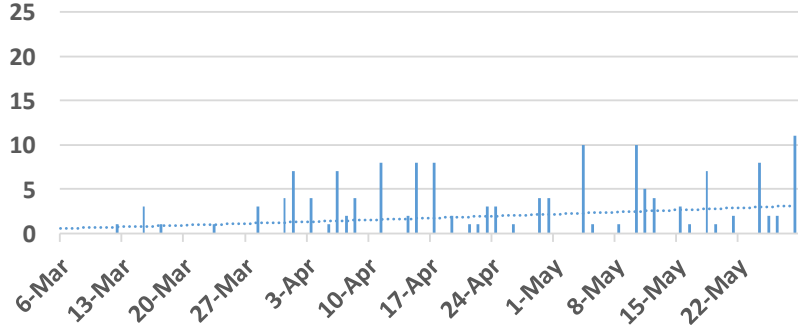
Grenada



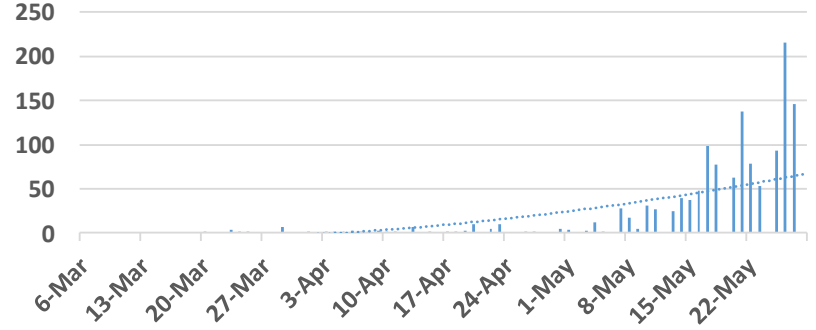


Confirmed Cases in BMCs, 2020

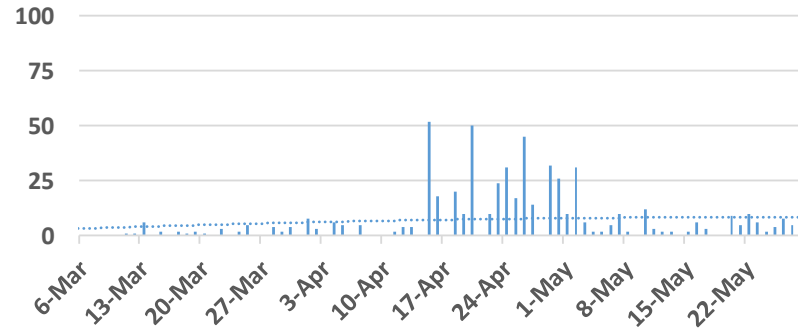
Guyana



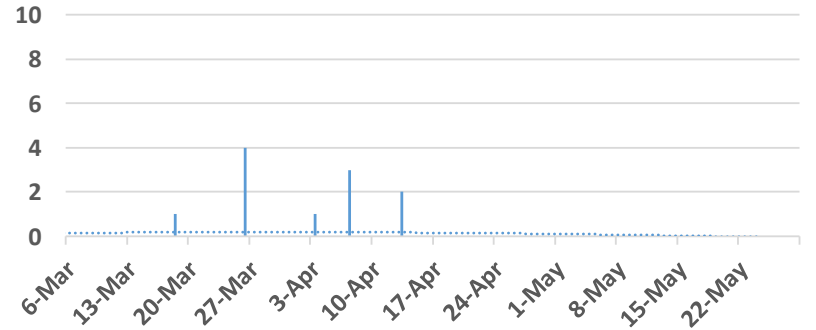
Haiti



Jamaica



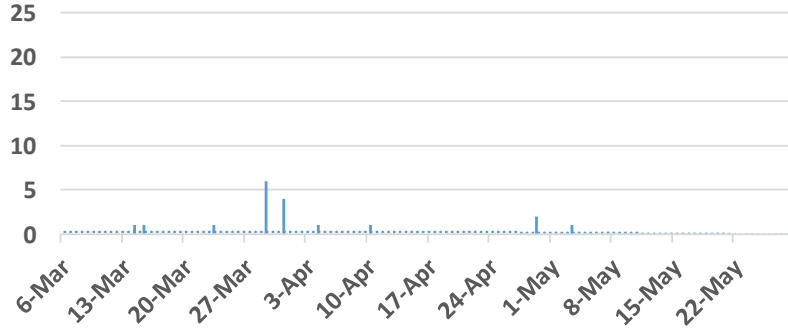
Montserrat



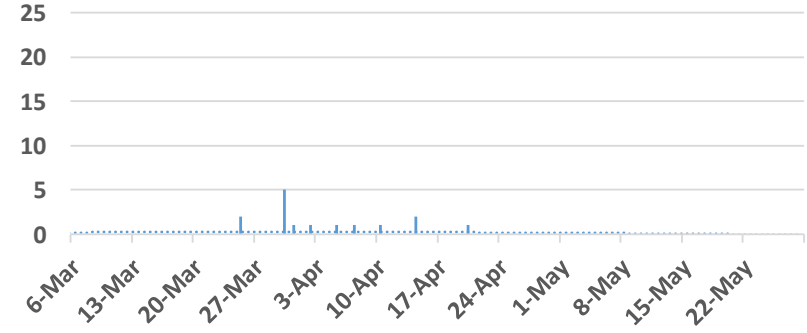


Confirmed cases in BMCs, 2020

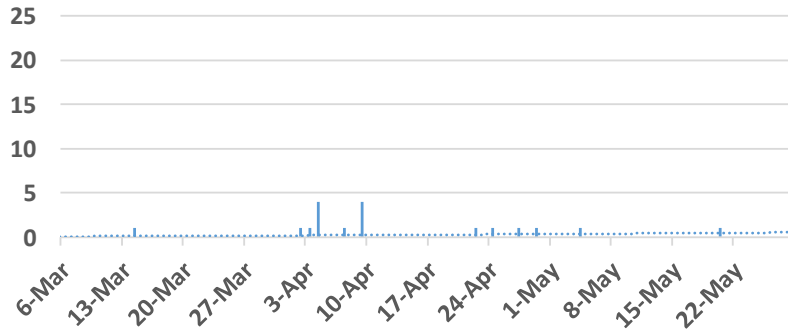
Saint Lucia



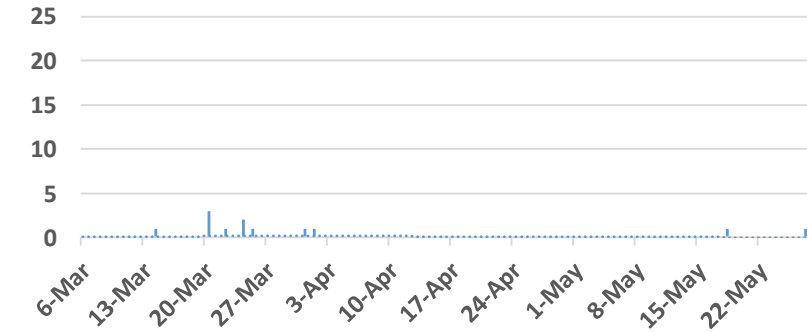
St. Kitts and Nevis



St. Vincent and the Grenadines



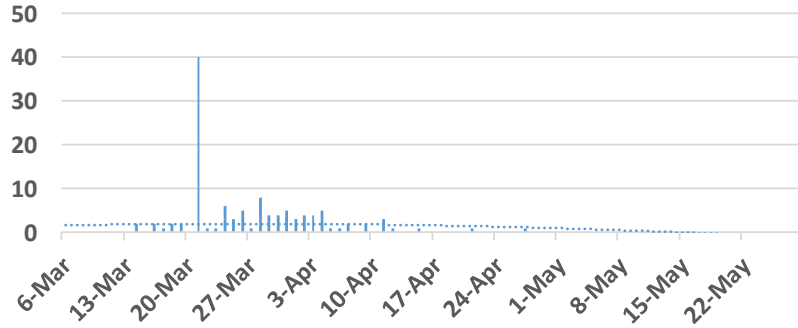
Suriname



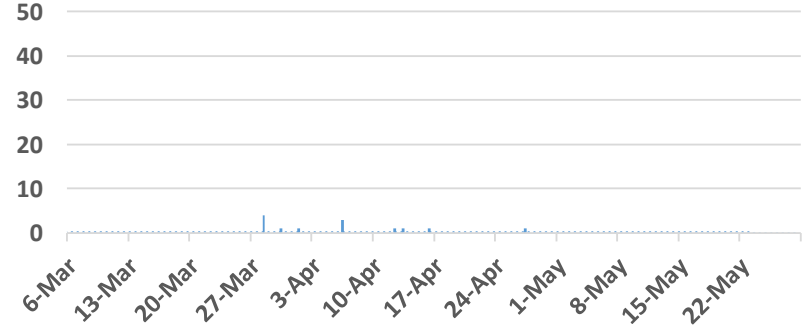


Confirmed Cases in BMCs, 2020

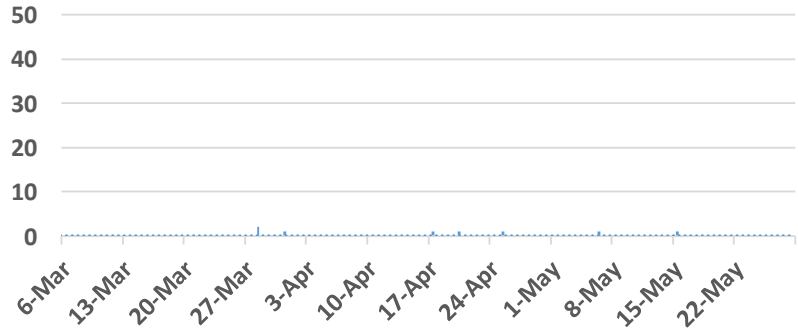
Trinidad and Tobago



Turks and Caicos Islands



Virgin Islands



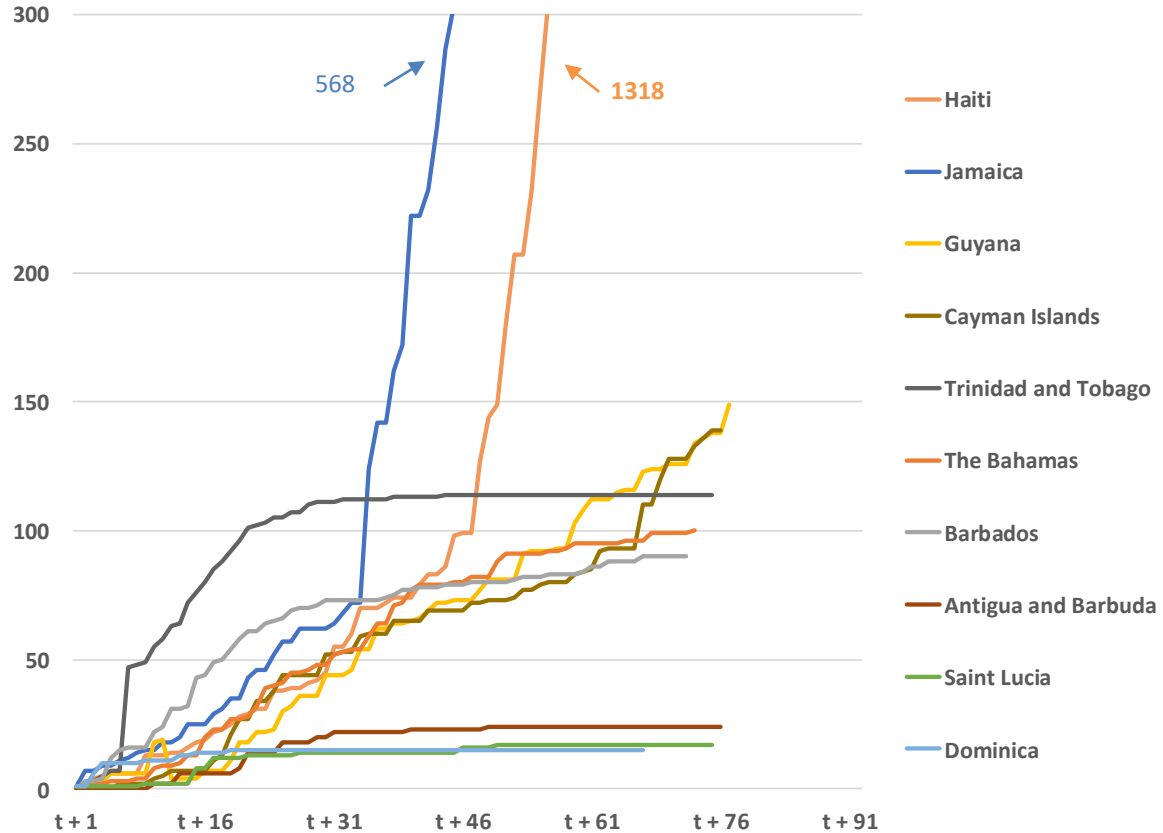


Total Confirmed Cases, Tests and Deaths in BMCs, 2020

	26-May	27-May	28-May	7-Day Change 28-May	Total			Per 100,000 People	
	Cases	Tests	Deaths	Cases	Tests	Deaths	Cases	Tests	
Anguilla	0	0	0	0	3	30	0	20	198
Antigua and Barbuda	0	0	0	0	25	183	3	27	199
The Bahamas	0	0	1	4	101	2,043	11	27	542
Barbados	0	0	0	2	92	5,038	7	32	1,762
Belize	0	0	0	0	18	1,517	2	5	383
Cayman Islands	3	3	0	19	140	10,174	1	222	16,104
Dominica	0	0	0	0	16	433	0	23	610
Grenada	0	0	0	1	23	3,007	0	21	2,784
Guyana	2	0	11	23	151	1,500	11	19	192
Haiti	216	146	0	586	1,320	3,475	33	12	31
Jamaica	8	5	0	35	569	10,570	9	20	370
Montserrat	0	0	0	0	11	36	1	211	690
Saint Lucia	0	0	0	0	18	965	0	10	545
St. Kitts and Nevis	0	0	0	0	15	394	0	27	704
St. Vincent and the Grenadines	0	0	7	7	25	216	0	23	196
Suriname	0	1	0	1	12	525	1	2	89
Trinidad and Tobago	0	0	0	0	116	3,074	8	8	224
Turks and Caicos Islands	0	0	0	0	12	129	1	33	353
Virgin Islands	0	0	0	0	8	167	1	25	518
BMCs total	229	155	19	678	2,675	43,476	89		



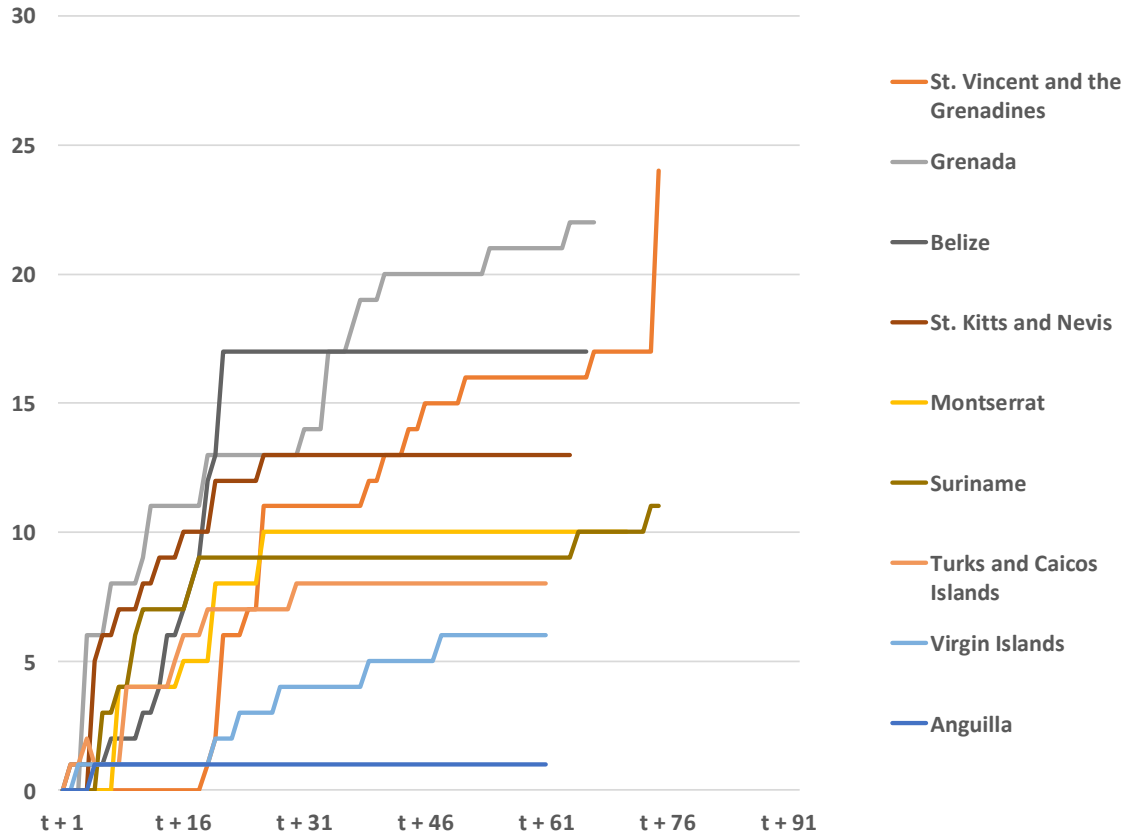
Dynamics of New Cases



t = Day of first case in respective country



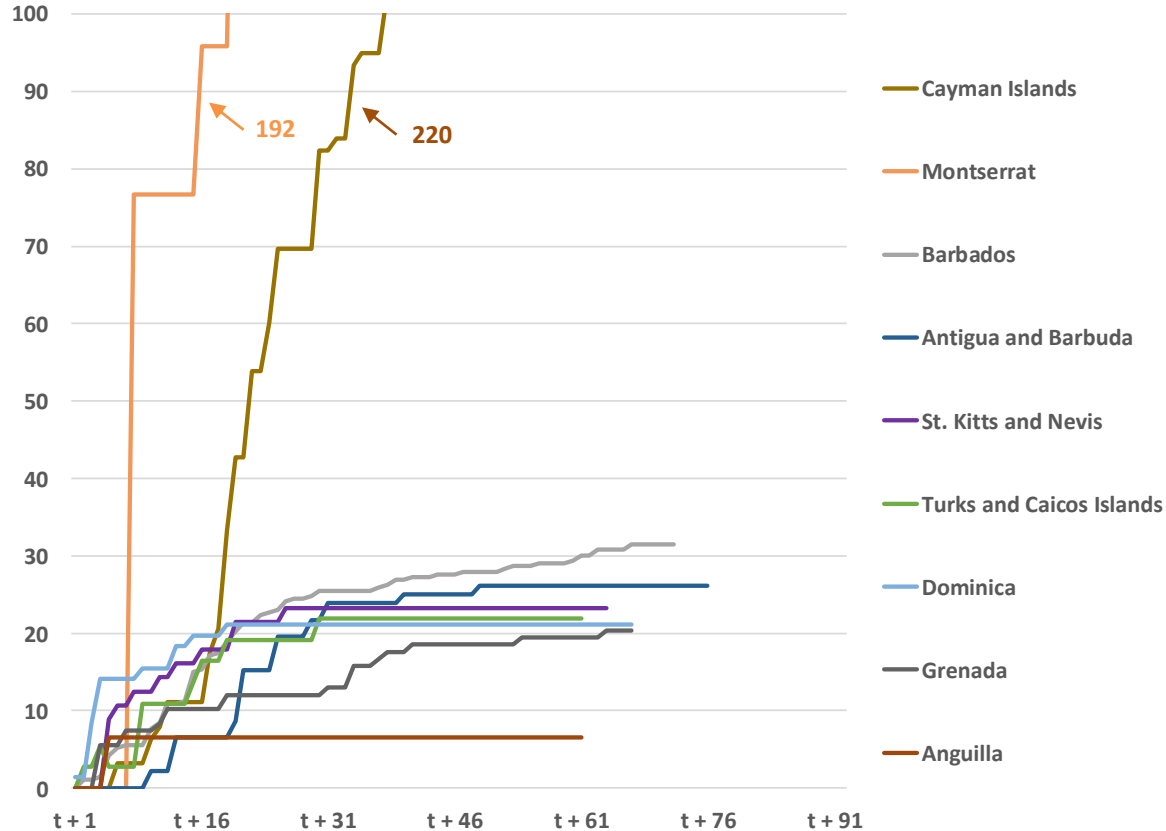
Dynamics of New Cases



t = Day of first case in respective country



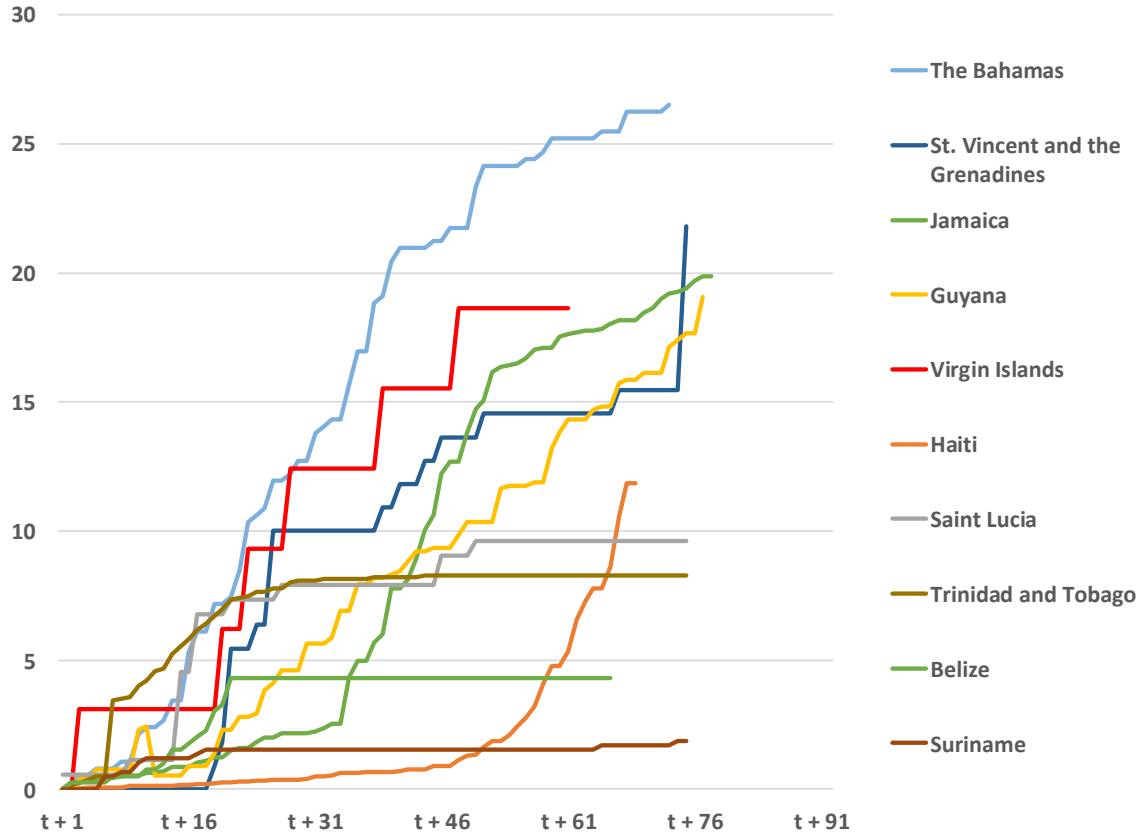
Dynamics of New Cases per 100,000 Population



t = Day of first case in respective country



Dynamics of New Cases per 100,000 Population



t = Day of first case in respective country



Total Confirmed Cases, Weekly Replication Factors in BMCs, 2020

	<i>total cases as of ...</i>						<i>seven-day replication factor of total cases</i>				
	28-May	21-May	14-May	7-May	30-Apr	23-Apr	28-May	21-May	14-May	7-May	30-Apr
Anguilla	3	3	3	3	3	3	1.00	1.00	1.00	1.00	1.00
Antigua and Barbuda	25	25	25	25	24	24	1.00	1.00	1.00	1.04	1.00
The Bahamas	101	97	96	92	81	72	1.04	1.01	1.04	1.14	1.13
Barbados	92	90	85	82	81	76	1.02	1.06	1.04	1.01	1.07
Belize	18	18	18	18	18	18	1.00	1.00	1.00	1.00	1.00
Cayman Islands	140	121	93	80	73	66	1.16	1.30	1.16	1.10	1.11
Dominica	16	16	16	16	16	16	1.00	1.00	1.00	1.00	1.00
Grenada	23	22	21	21	20	15	1.05	1.05	1.00	1.05	1.33
Guyana	151	128	114	94	83	71	1.18	1.12	1.21	1.13	1.17
Haiti	1,320	734	273	129	81	72	1.80	2.69	2.12	1.59	1.13
Jamaica	569	534	509	488	422	257	1.07	1.05	1.04	1.16	1.64
Montserrat	11	11	11	11	11	11	1.00	1.00	1.00	1.00	1.00
Saint Lucia	18	18	18	18	17	15	1.00	1.00	1.00	1.06	1.13
St. Kitts and Nevis	15	15	15	15	15	15	1.00	1.00	1.00	1.00	1.00
St. Vincent and the Grenadines	25	18	17	17	16	13	1.39	1.06	1.00	1.06	1.23
Suriname	12	11	10	10	10	10	1.09	1.10	1.00	1.00	1.00
Trinidad and Tobago	116	116	116	116	116	115	1.00	1.00	1.00	1.00	1.01
Turks and Caicos Islands	12	12	12	12	12	11	1.00	1.00	1.00	1.00	1.09
Virgin Islands	8	8	7	7	6	5	1.00	1.14	1.00	1.17	1.20
BMCs total	2,675	1,997	1,459	1,254	1,105	885	1.34	1.37	1.16	1.13	1.25

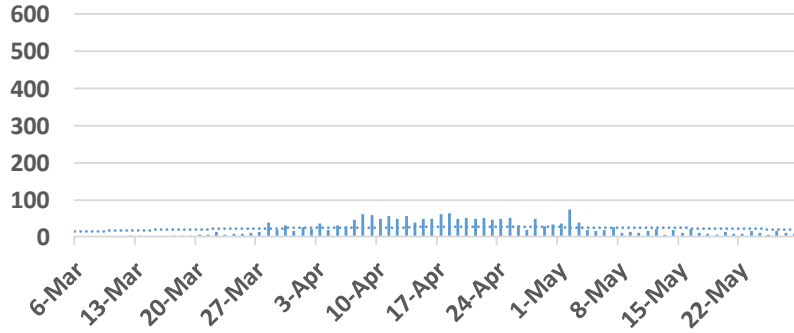
The table to the left displays total confirmed cases as of a specific date and the table to the right displays the replication factor of total confirmed cases over successive seven-day periods. Generally speaking seven-day replication factors are displaying a downward trend.

Other Selected Caribbean Countries

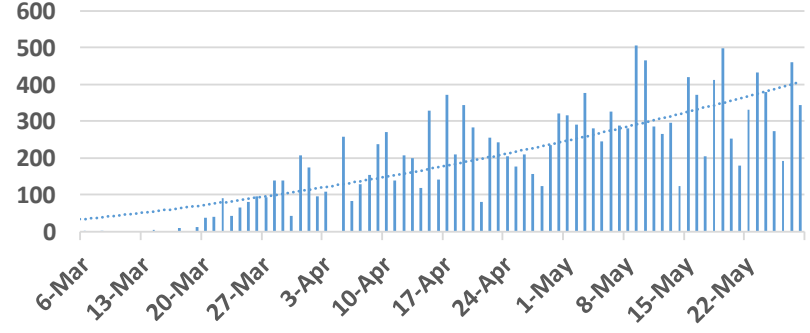


Confirmed Cases in Other Caribbean, 2020

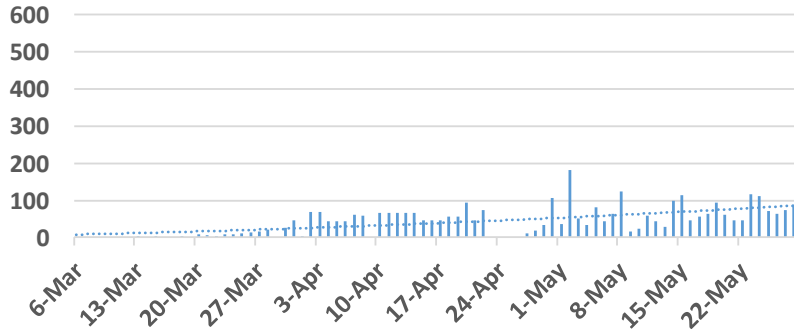
Cuba



Dominican Republic



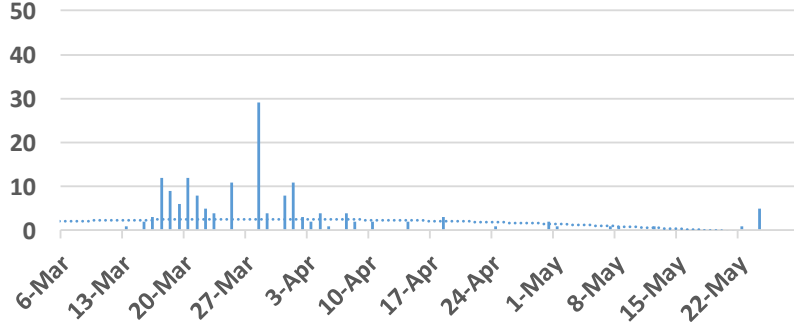
Puerto Rico



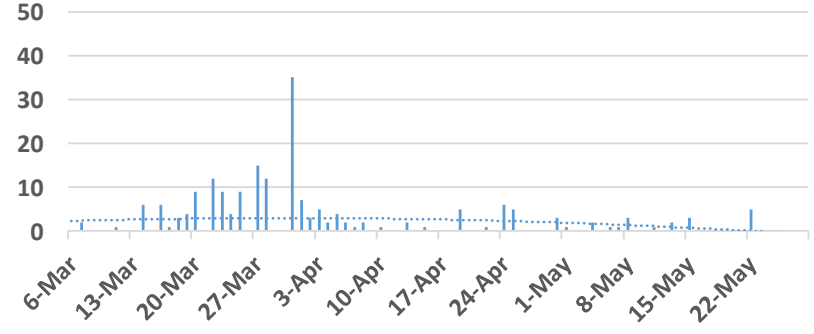


Confirmed Cases in Other Caribbean, 2020

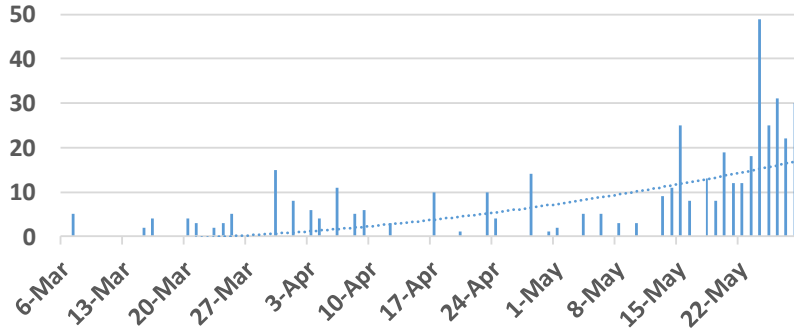
Guadeloupe



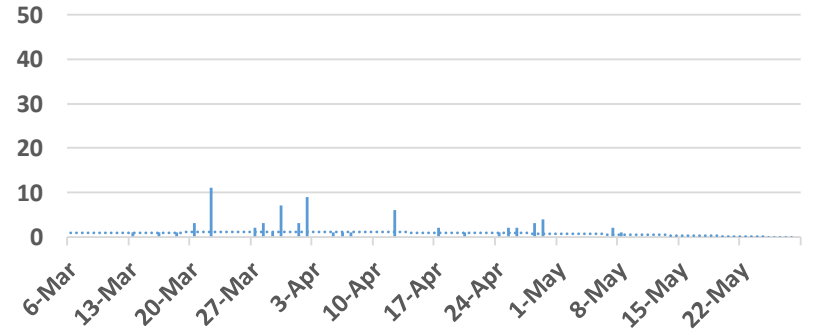
Martinique



French Guyana



US Virgin Islands





Total Confirmed Cases, Tests and Deaths in Other Caribbean, 2020

	26-May	27-May	28-May	7-Day Change	Total			Per 100,000 People	
				28-May	Cases	Tests	Deaths	Cases	Tests
Dominican Republic	191	459	345	2,411	16,068	70,972	474	151	668
Puerto Rico	64	73	89	573	3,486	12,680	131	115	417
Cuba	16	11	9	75	1,983	97,003	82	17	856
Martinique	0	0	0	5	197	na	14	52	na
Guadeloupe	0	0	0	6	161	3,573	14	40	na
Aruba	0	0	0	0	101	2,091	3	95	1,976
French Guiana	31	22	30	187	436	na	1	154	na
US Virgin Islands	0	0	0	0	69	1,721	6	66	1,644
St Martin	0	0	0	0	40	553	3	107	na
Sint Maarten	0	0	0	0	77	438	15	184	1,044
Curacao	0	0	0	2	18	572	1	11	351
Saint Barthelemy	0	0	0	0	6	137	0	61	na
Other Caribbean	302	565	473	3,259	22,642	172,797	744		
BMCs	229	155	19	678	2,675	43,476	89		
Total Caribbean	531	720	492	3,937	25,317	216,273	833		



Total Confirmed Cases, Weekly Replication Factors, Other Caribbean, 2020

	<i>total cases as of ...</i>						<i>seven-day replication factor of total cases</i>				
	28-May	21-May	14-May	7-May	30-Apr	23-Apr	28-May	21-May	14-May	7-May	30-Apr
Dominican Republic	16,067	13,656	11,319	9,094	6,971	5,542	1.18	1.21	1.24	1.30	1.26
Puerto Rico	3,486	2,913	2,427	2,031	1,539	1,371	1.20	1.20	1.19	1.32	1.12
Cuba	1,983	1,908	1,830	1,729	1,501	1,235	1.04	1.04	1.06	1.15	1.22
Martinique	197	192	189	183	178	164	1.03	1.02	1.03	1.03	1.09
Guadeloupe	161	155	155	153	151	148	1.04	1.00	1.01	1.01	1.02
Aruba	101	101	101	101	100	100	1.00	1.00	1.00	1.01	1.00
French Guiana	436	249	164	138	126	107	1.75	1.52	1.19	1.10	1.18
US Virgin Islands	69	69	69	68	66	54	1.00	1.00	1.01	1.03	1.22
St Martin	40	40	39	38	38	38	1.00	1.03	1.03	1.00	1.00
Sint Maarten	77	77	76	76	75	73	1.00	1.01	1.00	1.01	1.03
Curacao	18	16	16	16	16	14	1.13	1.00	1.00	1.00	1.14
Saint Barthelemy	3	3	3	3	3	3	1.00	1.00	1.00	1.00	1.00
Other Caribbean	22,638	19,379	16,388	13,630	10,764	8,849	1.17	1.18	1.20	1.27	1.22
BMCs	2,675	1,997	1,459	1,254	1,105	885	1.34	1.37	1.16	1.13	1.25
Total Caribbean	25,313	21,376	17,847	14,884	11,869	9,734	1.18	1.20	1.20	1.25	1.22

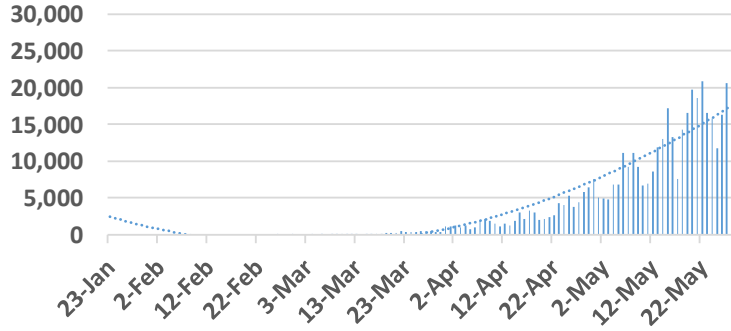
The table to the left displays total confirmed cases as of a specific date and the table to the right displays the replication factor of total confirmed cases over successive seven-day periods. Generally speaking seven-day replication factors are displaying a downward trend.

Other CDB Member Countries and USA

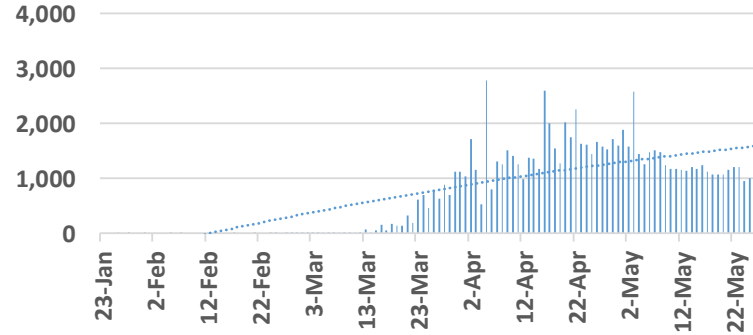


Confirmed Cases in Other CDB Member Countries and USA, 2020

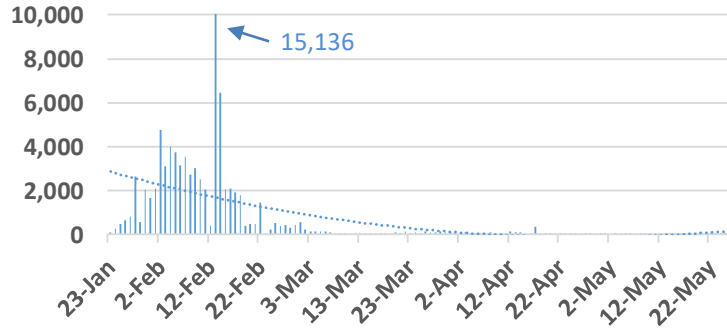
Brazil



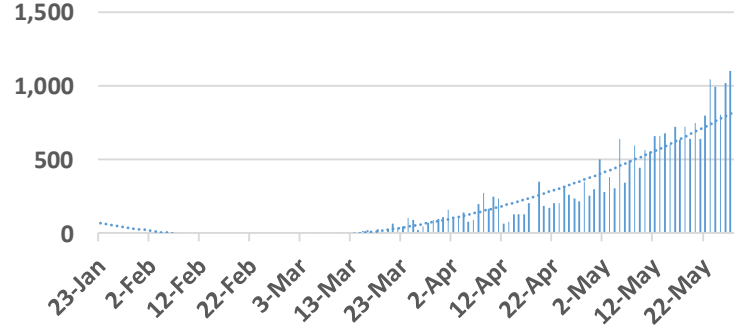
Canada



China



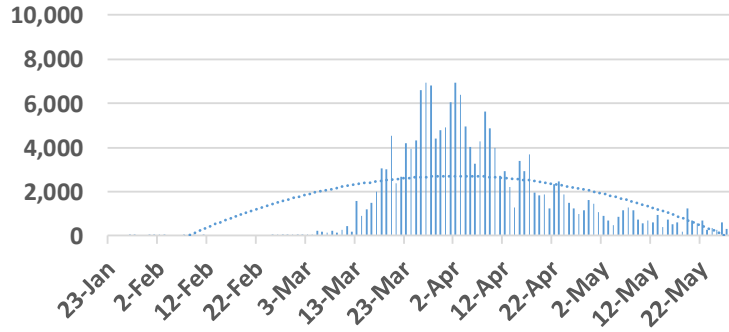
Colombia



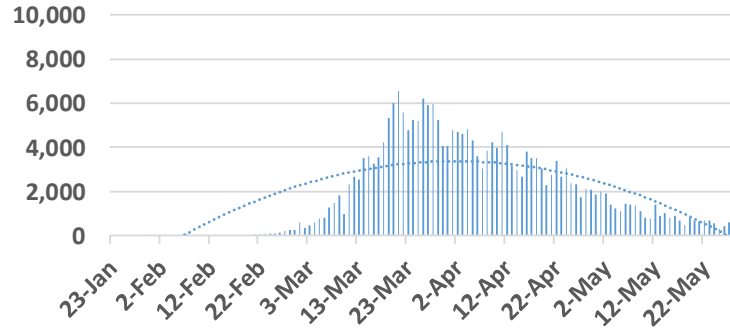


Confirmed Cases in Other CDB Member Countries and USA, 2020

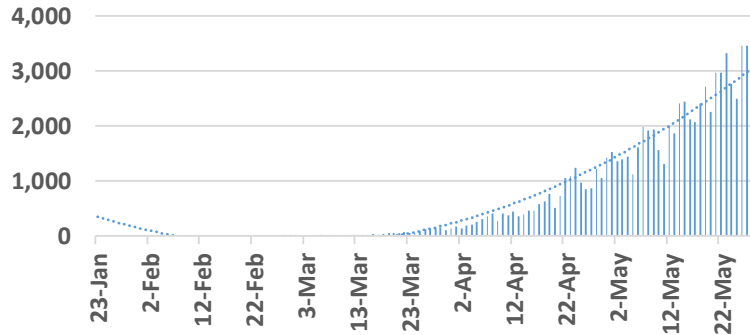
Germany



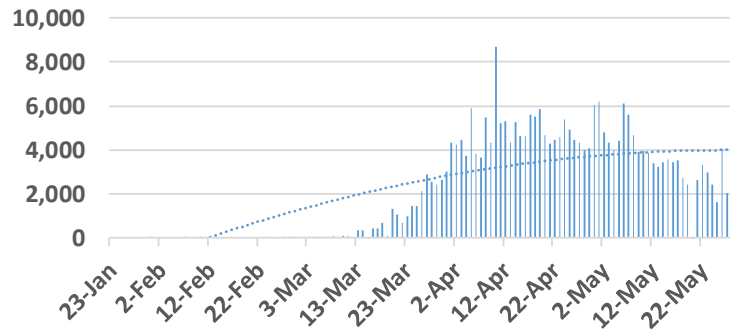
Italy



Mexico



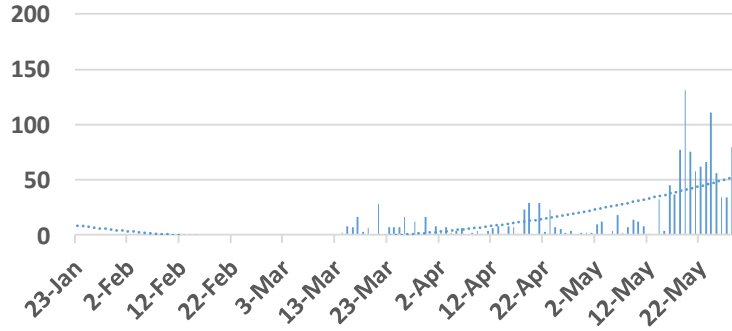
United Kingdom



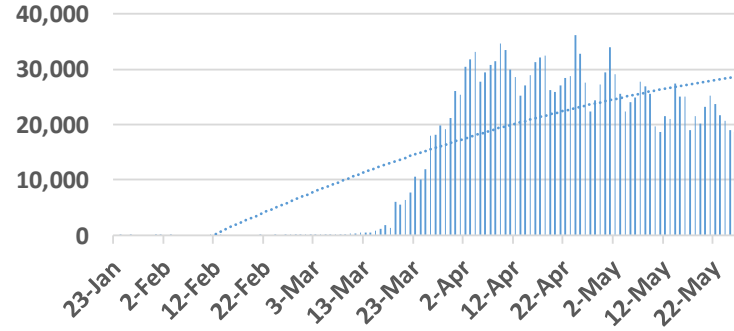


Confirmed Cases in Other CDB Member Countries and USA, 2020

Venezuela



USA





Credits

Economics Department
Caribbean Development Bank
P.O. Box 408
Wilkey, St. Michael BB11000
BARBADOS