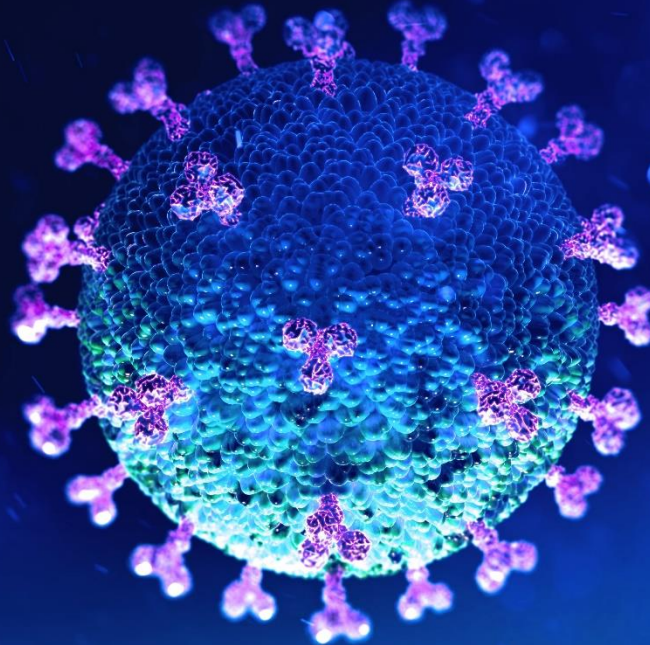




COVID-19 Pandemic in the Caribbean

New Confirmed Cases of SARS-CoV-2 Infections



Latest update: Sunday, May 3, 2020, 10:00 p.m. AST



Disclaimer

Copyright © Caribbean Development Bank (CDB).

The opinions, findings, interpretations and conclusions expressed in this publication are those of the staff of CDB and do not necessarily reflect the official policy or position of CDB, its Board of Directors, or the countries they represent.

Statistical country data in this presentation may not be comparable across countries due to factors including but not limited to differences in demographics, health sector capacity and initial health outcomes as well as differences in overall capacities and approaches to address the crisis.

This work may be reproduced, with attribution to CDB, for any non-commercial purpose. The use of CDB's name for any purpose other than for attribution, and the use of CDB's logo shall be subject to a separate written licence agreement between CDB and the user and is not authorized as part of this licence. No derivative work is allowed.

CDB does not necessarily own each component of the content contained within this document and, therefore, does not warrant that the use of any third-party owned individual component or part contained in this work will not infringe on the rights of those third parties. Any risks of claims resulting from such infringement rest solely with the user. CDB does not guarantee the accuracy of the data included in this work.

Any dispute related to the use of the works of CDB that cannot be settled amicably shall be submitted to arbitration pursuant to the UNCITRAL rules. Nothing herein shall constitute or be deemed to constitute a waiver of the privileges and immunities of CDB, all of which are specifically reserved.



Objectives of Publication

The objectives of this publication are:

- to provide statistics and display trends regarding the spread of the Novel Coronavirus disease in Borrowing Member Countries of the Caribbean Development Bank.
- to keep the general public informed regarding the evolution of relevant data which have the potential to impact social and economic development in the Region.



Definitions

Abbreviations:

CDB - Caribbean Development Bank

BMC - Borrowing Member Country

COVID-19: Coronavirus disease 2019 as defined by the World Health Organisation. In this publication COVID-19 is used as a proxy for all infections with the severe acute respiratory syndrome coronavirus 2 (SARS-CoV-2).

Data Sources:

- Johns Hopkins University via Github.com
- Caribbean Disaster Emergency Management Agency (CDEMA) and Pan American Health Organisation (PAHO) COVID-19 Situation Reports
- Worldometers website <https://www.worldometers.info/coronavirus>
- Some data points might vary from national data due to delayed reporting

An aerial photograph of a city, likely in the Caribbean, with a blue overlay. The image shows a dense urban area with various buildings, including a prominent blue and yellow building in the center. The text 'Table of Contents' is overlaid in white on the top left of the image.

Table of Contents

Confirmed aggregated COVID-19 cases in the Caribbean Region

Confirmed COVID-19 cases in CDB's BMCs

Confirmed COVID-19 cases in Other Selected Caribbean Countries

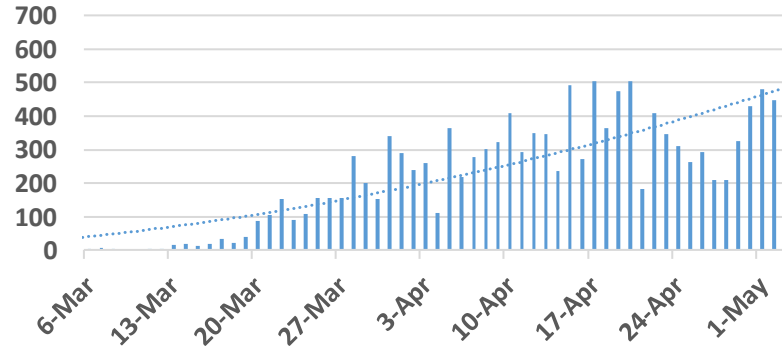
Confirmed COVID-19 cases in Other CDB Member Countries and the United States of America

Caribbean Region

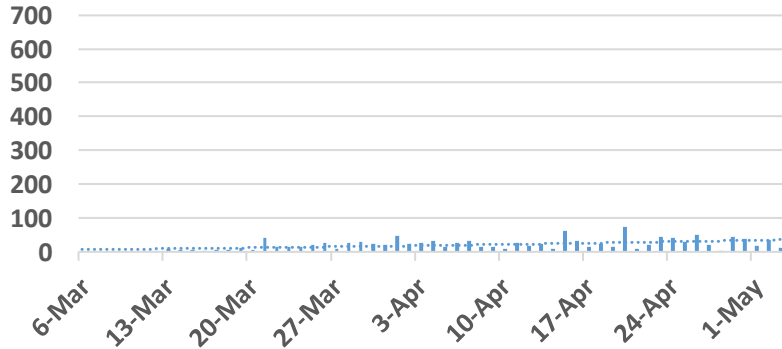


Confirmed Cases in the Caribbean, 2020

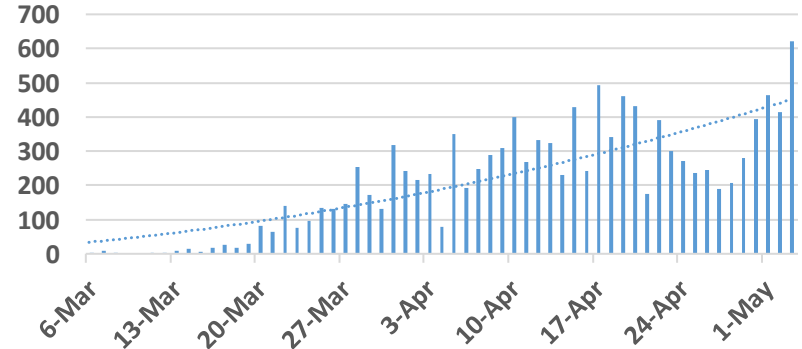
Caribbean Total



CDB's BMCs



Other Caribbean

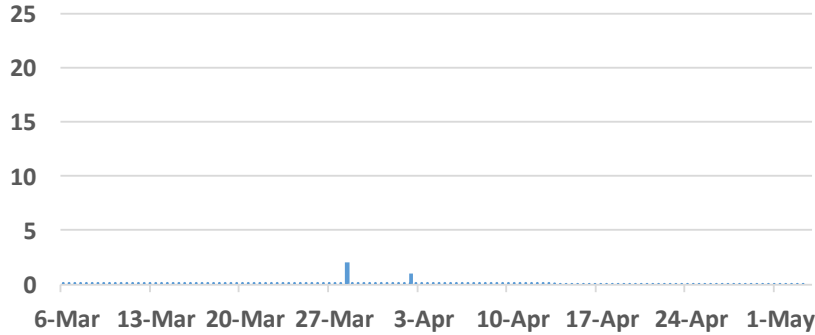


CDB's Borrowing Member Countries

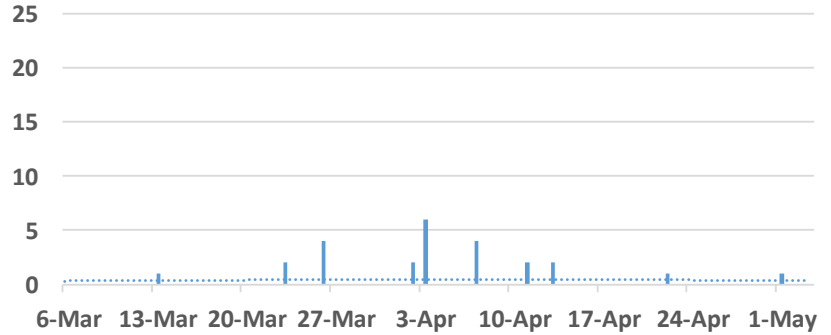


Confirmed Cases in BMCs, 2020

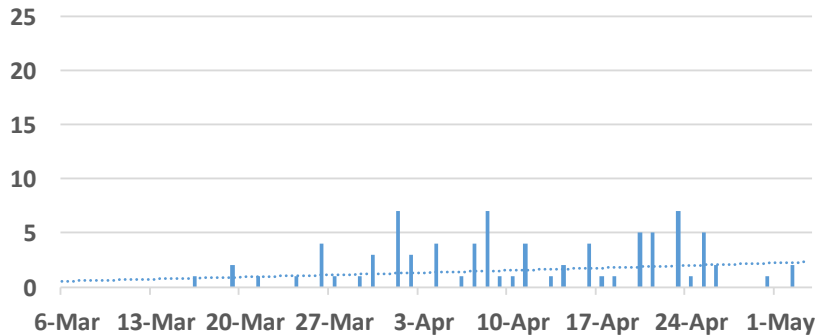
Anguilla



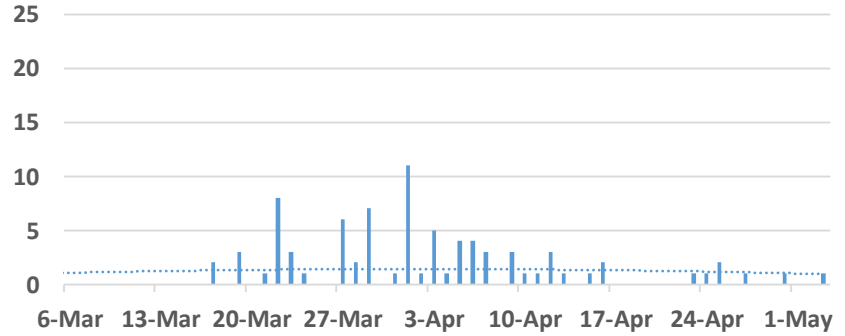
Antigua and Barbuda



The Bahamas



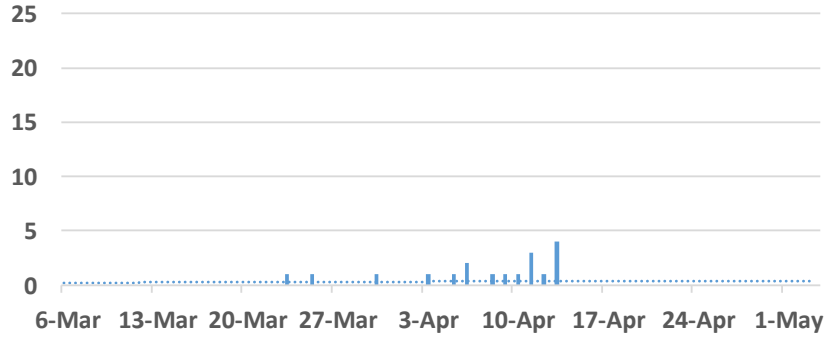
Barbados



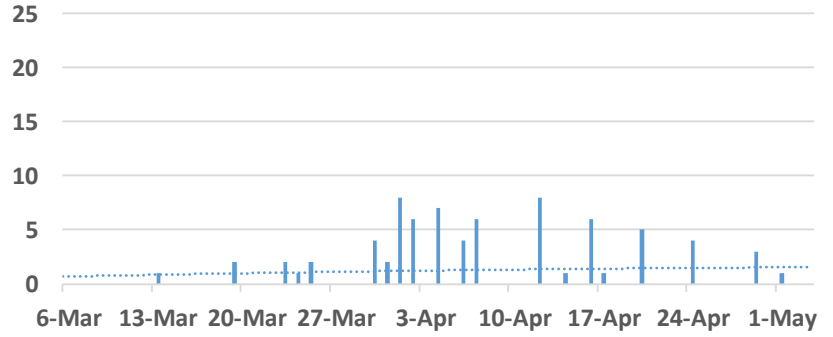


Confirmed Cases in BMCs, 2020

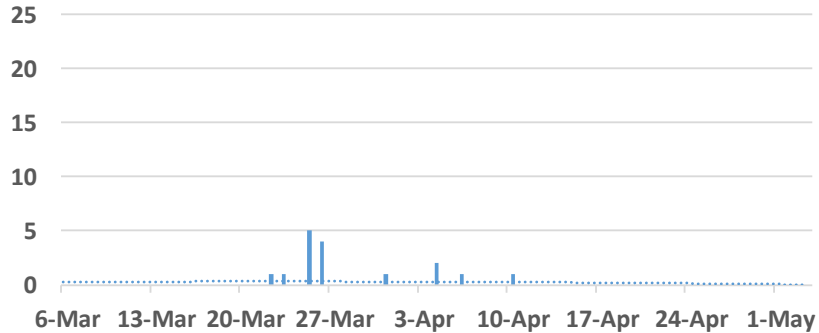
Belize



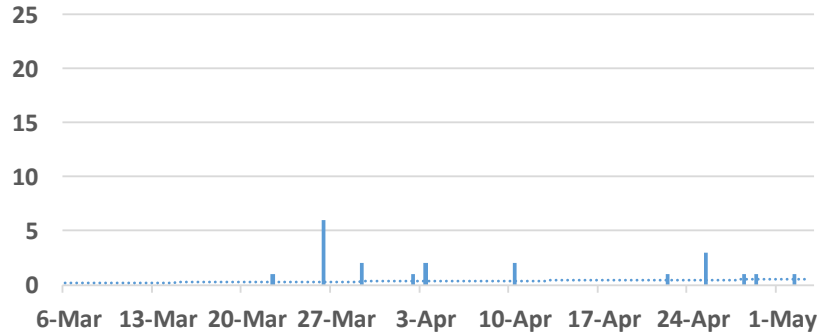
Cayman Islands



Dominica



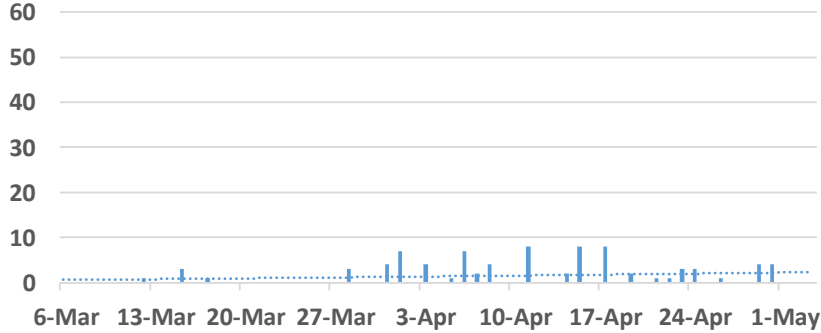
Grenada



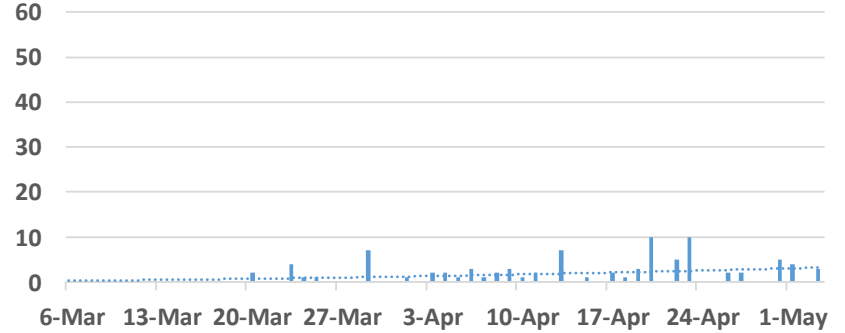


Confirmed Cases in BMCs, 2020

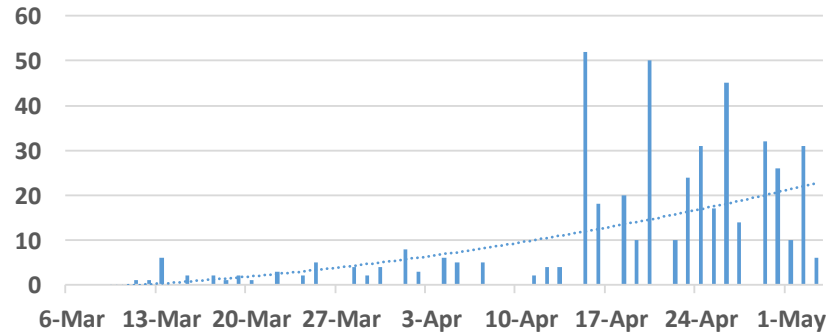
Guyana



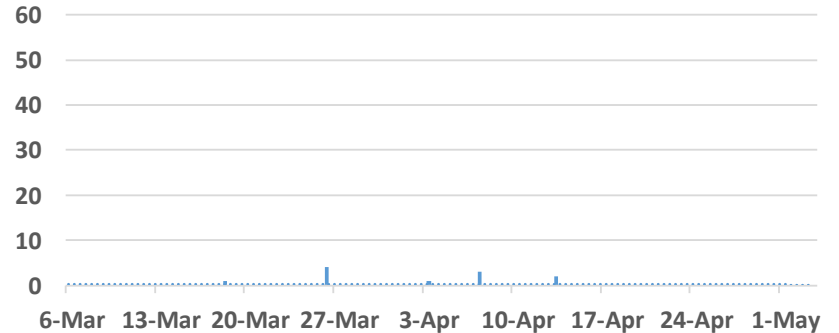
Haiti



Jamaica



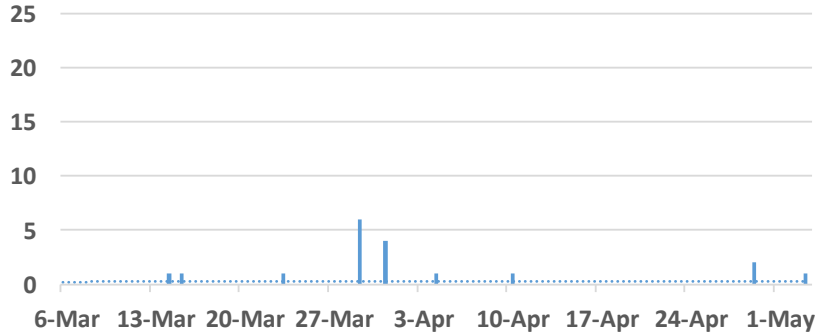
Montserrat



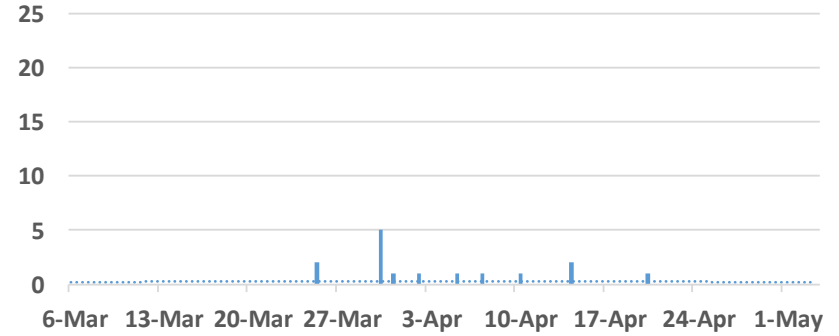


Confirmed cases in BMCs, 2020

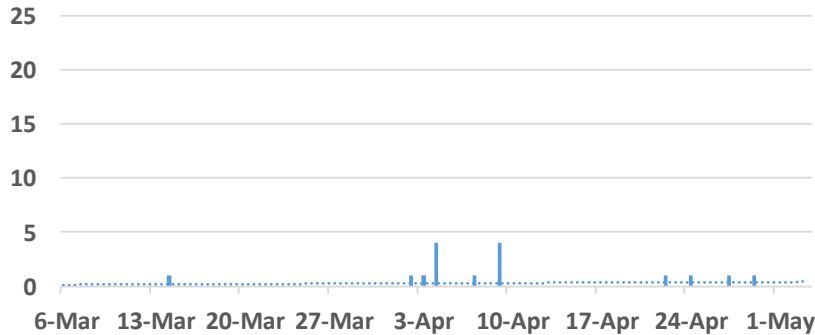
Saint Lucia



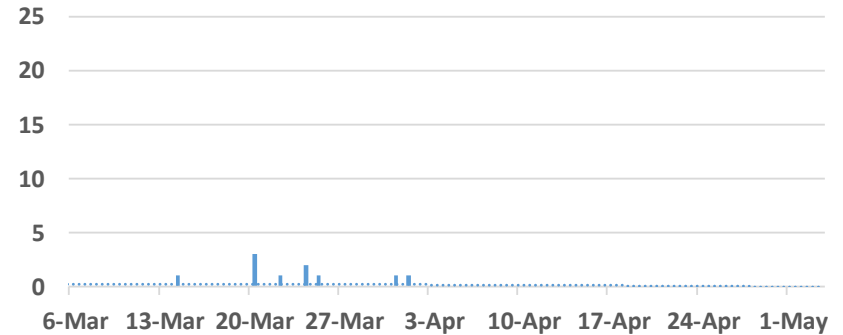
St. Kitts and Nevis



St. Vincent and the Grenadines



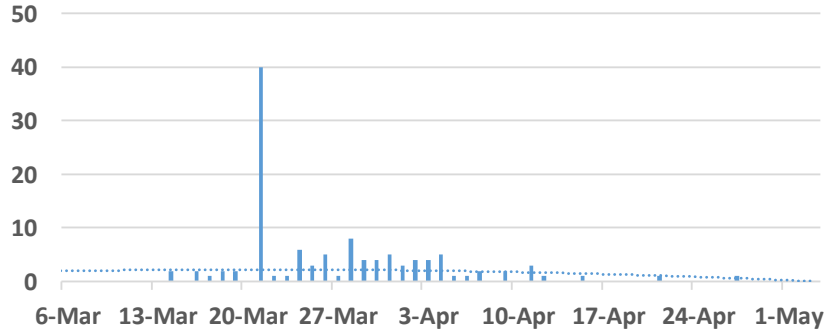
Suriname



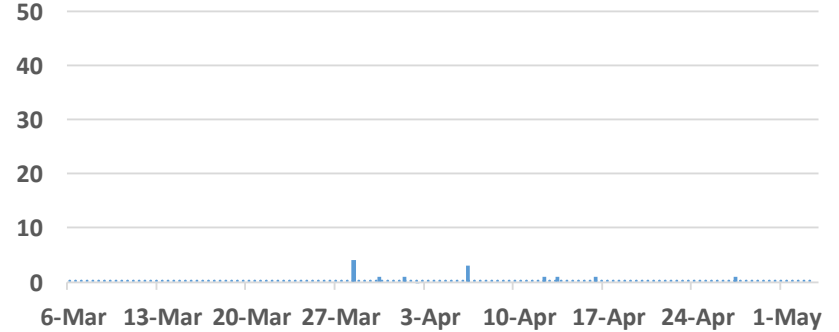


Confirmed Cases in BMCs, 2020

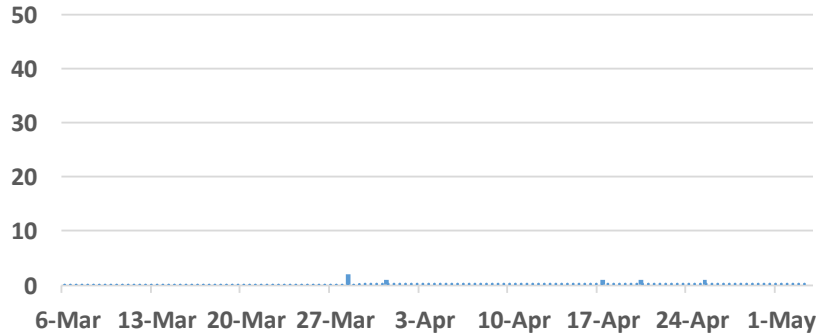
Trinidad and Tobago



Turks and Caicos Islands



Virgin Islands



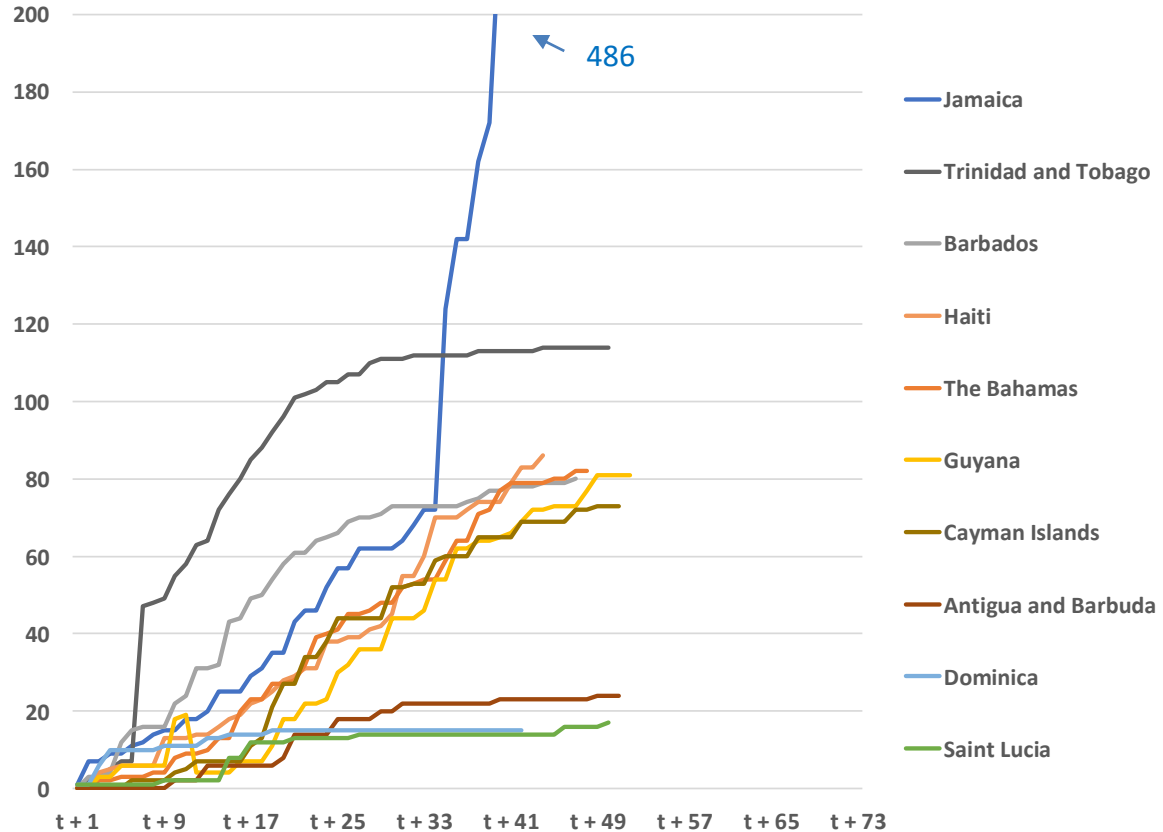


Total Confirmed Cases, Tests and Deaths in BMCs, 2020

	1-May	2-May	3-May	7-Day Change 3-May	Total			Per 100,000 People	
					Cases	Tests	Deaths	Cases	Tests
Anguilla	0	0	0	0	3	17	0	20	112
Antigua and Barbuda	1	0	0	0	25	151	3	27	164
The Bahamas	0	2	0	4	83	1,353	11	22	na
Barbados	0	0	1	5	82	2,420	7	29	846
Belize	0	0	0	0	18	1,043	2	5	263
Cayman Islands	1	0	0	3	74	1,927	1	117	3,050
Dominica	0	0	0	0	16	383	0	23	539
Grenada	0	1	0	2	21	1,406	0	19	1,302
Guyana	0	0	0	20	82	579	9	10	74
Haiti	4	0	3	22	88	935	9	1	8
Jamaica	10	31	6	150	469	5,633	9	16	197
Montserrat	0	0	0	0	11	36	1	211	690
Saint Lucia	0	0	1	2	18	446	0	10	252
St. Kitts and Nevis	0	0	0	0	15	294	0	27	525
St. Vincent and the Grenadines	0	0	0	2	16	137	0	15	125
Suriname	0	0	0	0	10	512	1	2	87
Trinidad and Tobago	0	0	0	1	116	1,940	8	8	141
Turks and Caicos Islands	0	0	0	1	12	83	1	33	227
Virgin Islands	0	0	0	0	6	67	1	19	208
BMCs total	16	34	11	212	1,165	19,362	63		



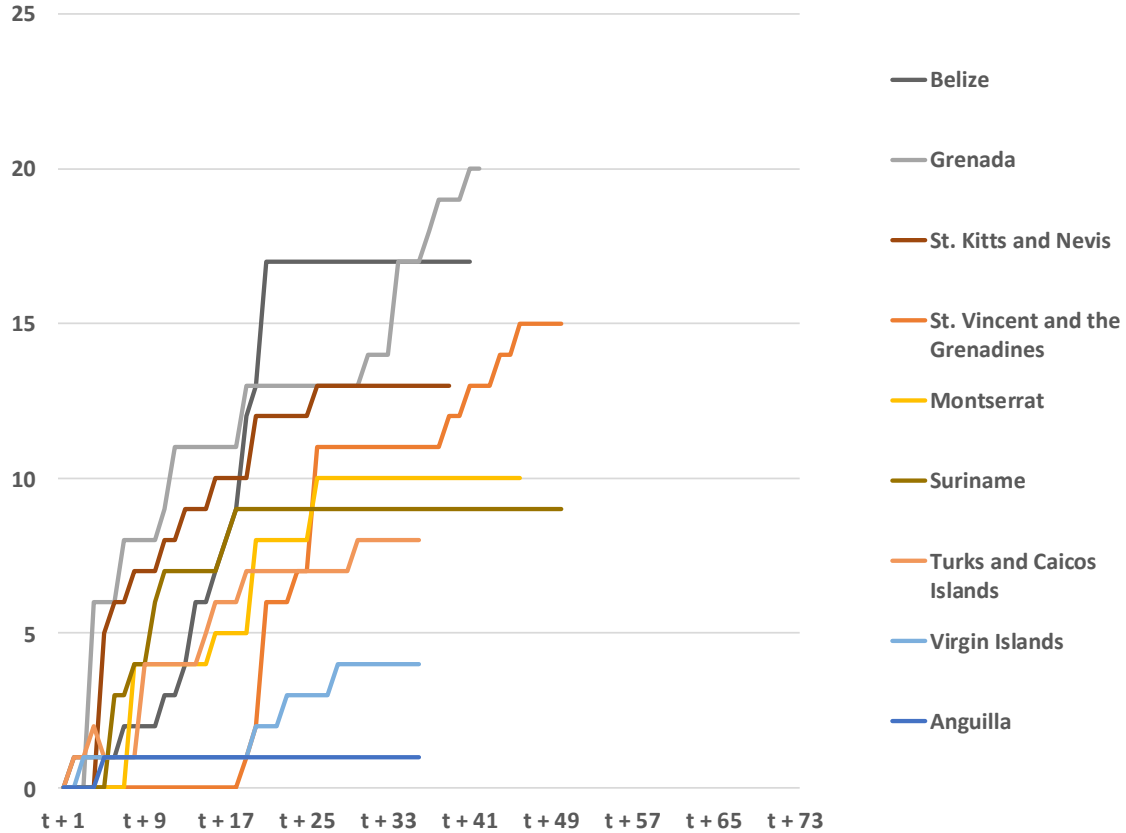
Dynamics of New Cases



t = Day of first case in respective country



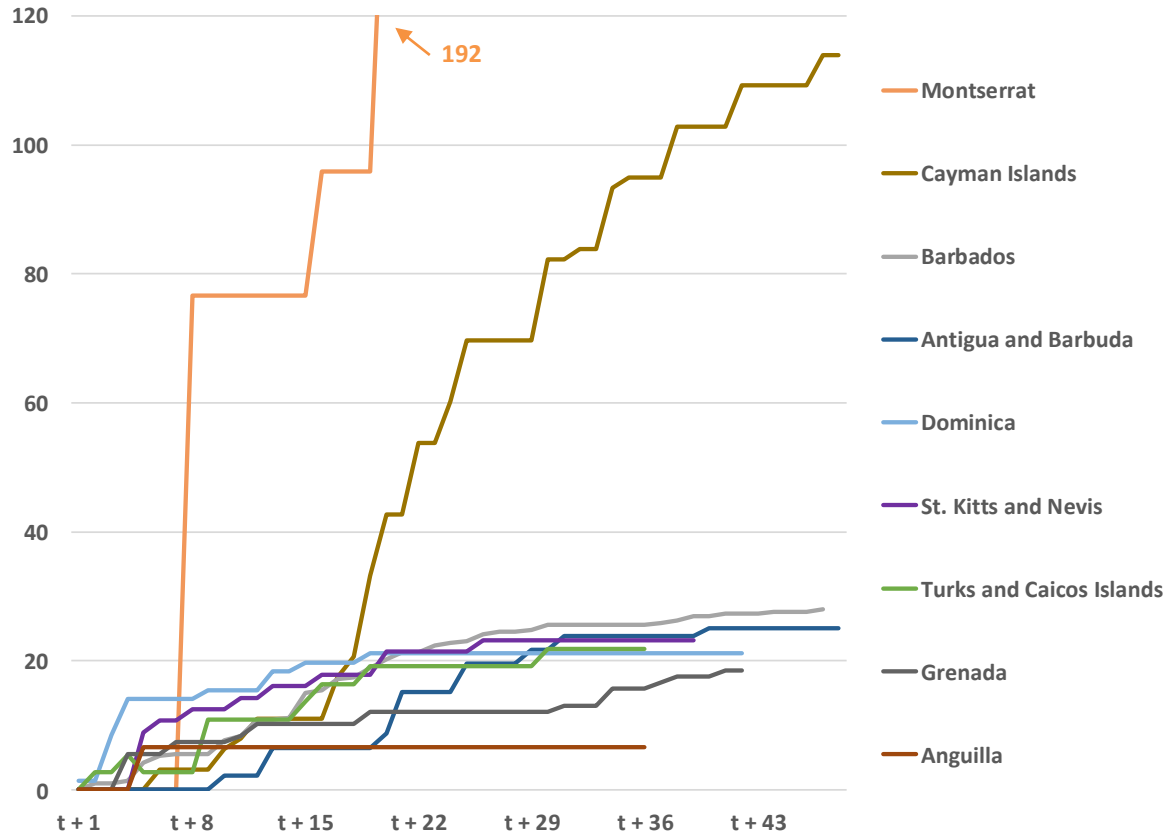
Dynamics of New Cases



t = Day of first case in respective country



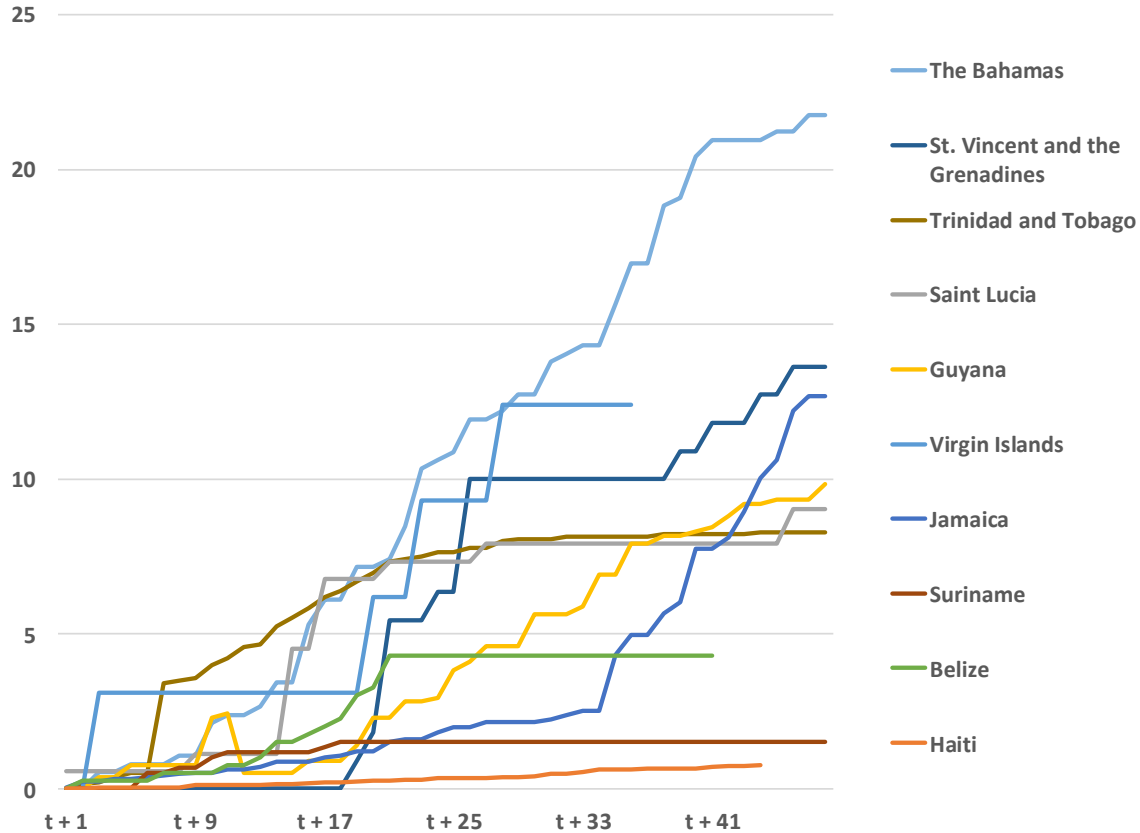
Dynamics of New Cases per 100,000 Population



t = Day of first case in respective country



Dynamics of New Cases per 100,000 Population



t = Day of first case in respective country



Total Confirmed Cases, Weekly Replication Factors in BMCs, 2020

	<i>total cases as of ...</i>						<i>seven-day replication factor of total cases</i>				
	3-May	26-Apr	19-Apr	12-Apr	5-Apr	29-Mar	3-May	26-Apr	19-Apr	12-Apr	5-Apr
Anguilla	3	3	3	3	3	2	1.00	1.00	1.00	1.00	1.50
Antigua and Barbuda	23	23	22	20	14	6	1.00	1.05	1.10	1.43	2.33
The Bahamas	84	80	55	46	28	11	1.05	1.45	1.20	1.64	2.55
Barbados	84	79	75	71	56	33	1.06	1.05	1.06	1.27	1.70
Belize	18	18	18	14	5	2	1.00	1.00	1.29	2.80	2.50
Cayman Islands	72	69	60	52	34	7	1.04	1.15	1.15	1.53	4.86
Dominica	16	16	16	16	14	11	1.00	1.00	1.00	1.14	1.27
Grenada	20	18	14	14	12	9	1.11	1.29	1.00	1.17	1.33
Guyana	90	70	61	41	20	4	1.29	1.15	1.49	2.05	5.00
Haiti	96	74	47	33	21	15	1.30	1.57	1.42	1.57	1.40
Jamaica	490	340	163	59	48	22	1.44	2.09	2.76	1.23	2.18
Montserrat	11	11	11	9	6	5	1.00	1.00	1.22	1.50	1.20
Saint Lucia	15	13	13	13	12	7	1.15	1.00	1.00	1.08	1.71
St. Kitts and Nevis	15	15	14	12	10	2	1.00	1.07	1.17	1.20	5.00
St. Vincent and the Grenadines	15	13	11	11	6	0	1.15	1.18	1.00	1.83	na
Suriname	9	9	9	9	9	7	1.00	1.00	1.00	1.00	1.29
Trinidad and Tobago	114	113	112	111	102	76	1.01	1.01	1.01	1.09	1.34
Turks and Caicos Islands	12	11	11	9	5	4	1.09	1.00	1.22	1.80	1.25
Virgin Islands	6	6	4	3	3	2	1.00	1.50	1.33	1.00	1.50
BMCs total	1193	981	719	546	408	225	1.22	1.36	1.32	1.34	1.81

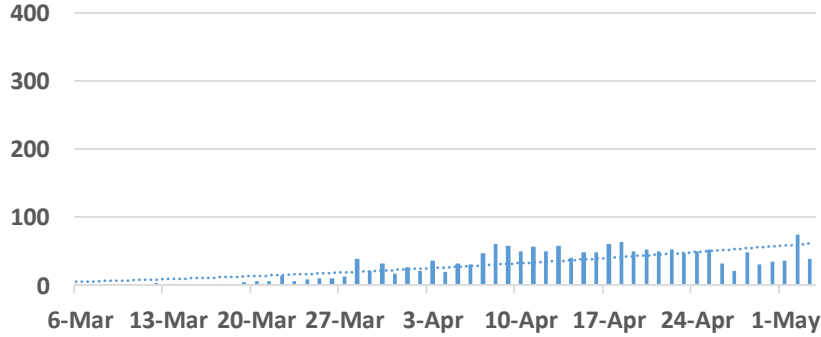
The table to the left displays total confirmed cases as of a specific date and the table to the right displays the replication factor of total confirmed cases over successive seven-day periods. Generally speaking seven-day replication factors are displaying a downward trend.

Other Selected Caribbean Countries

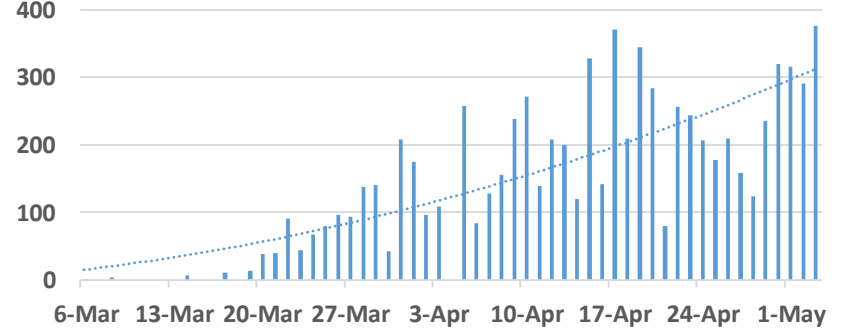


Confirmed Cases in Other Caribbean, 2020

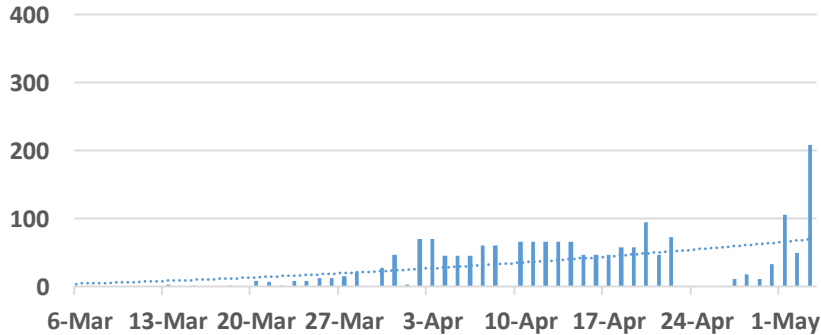
Cuba



Dominican Republic



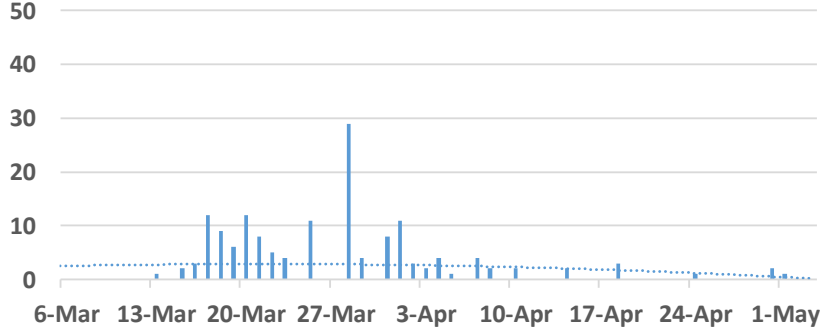
Puerto Rico



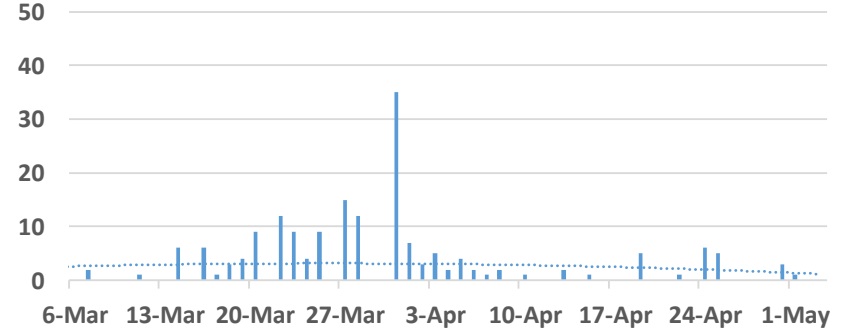


Confirmed Cases in Other Caribbean, 2020

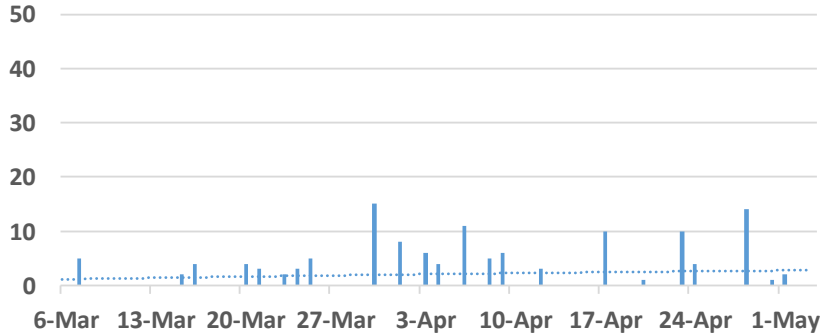
Guadeloupe



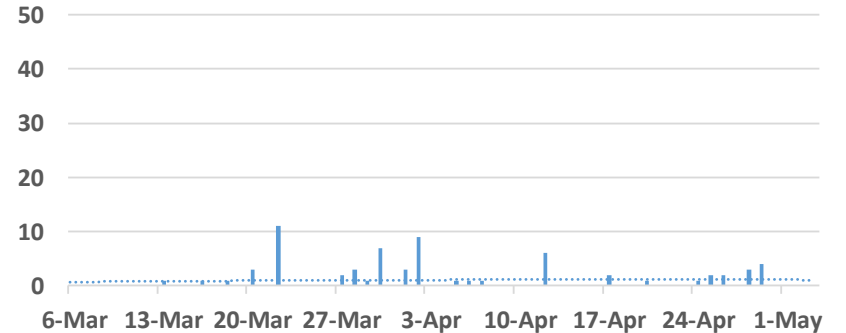
Martinique



French Guyana



US Virgin Islands





Total Confirmed Cases, Tests and Deaths in Other Caribbean, 2020

	1-May	2-May	3-May	7-Day Change	Total			Per 100,000 People	
				3-May	Cases	Tests	Deaths	Cases	Tests
Dominican Republic	316	290	376	1,797	7,954	30,102	333	75	283
Puerto Rico	106	50	208	172	1,808	12,680	97	59	417
Cuba	36	74	38	234	1,649	53,545	67	15	472
Martinique	1	0	0	12	179	na	14	48	na
Guadeloupe	1	0	0	8	152	na	12	38	na
Aruba	0	0	0	0	100	1,756	2	94	1,659
French Guiana	2	0	0	18	128	na	1	45	na
US Virgin Islands	0	0	0	7	66	1,046	4	63	999
St Martin	0	0	0	0	38	na	3	102	na
Sint Maarten	1	0	0	1	76	329	13	181	785
Curacao	0	0	0	0	16	351	1	10	216
Saint Barthelemy	0	0	0	0	6	na	0	61	na
Other Caribbean	463	414	622	2,249	12,172	87,129	547		
BMCs	16	34	11	212	1,165	19,362	63		
Total Caribbean	479	448	633	2,461	13,337	106,491	610		



Total Confirmed Cases, Weekly Replication Factors, Other Caribbean, 2020

	<i>total cases as of ...</i>						<i>seven-day replication factor of total cases</i>				
	3-May	26-Apr	19-Apr	12-Apr	5-Apr	29-Mar	3-May	26-Apr	19-Apr	12-Apr	5-Apr
Dominican Republic	7921	6124	4669	2956	1734	848	1.29	1.31	1.58	1.70	2.04
Puerto Rico	1538	1366	1152	765	402	95	1.13	1.19	1.51	1.90	4.23
Cuba	1599	1365	1031	665	316	135	1.17	1.32	1.55	2.10	2.34
Martinique	178	166	154	146	140	84	1.07	1.08	1.05	1.04	1.67
Guadeloupe	154	146	145	140	132	103	1.05	1.01	1.04	1.06	1.28
Aruba	98	98	95	90	62	48	1.00	1.03	1.06	1.45	1.29
French Guiana	122	104	89	79	54	21	1.17	1.17	1.13	1.46	2.57
US Virgin Islands	65	58	52	50	42	22	1.12	1.12	1.04	1.19	1.91
St Martin	36	36	35	30	30	9	1.00	1.03	1.17	1.00	3.33
Sint Maarten	75	74	67	50	25	6	1.01	1.10	1.34	2.00	4.17
Curacao	15	15	13	13	10	7	1.00	1.15	1.00	1.30	1.43
Saint Barthelemy	5	5	5	5	5	4	1.00	1.00	1.00	1.00	1.25
Other Caribbean	11806	9557	7507	4989	2952	1382	1.24	1.27	1.50	1.69	2.14
BMCs	1193	981	719	546	408	225	1.22	1.36	1.32	1.34	1.81
Total Caribbean	12999	10538	8226	5535	3360	1607	1.23	1.28	1.49	1.65	2.09

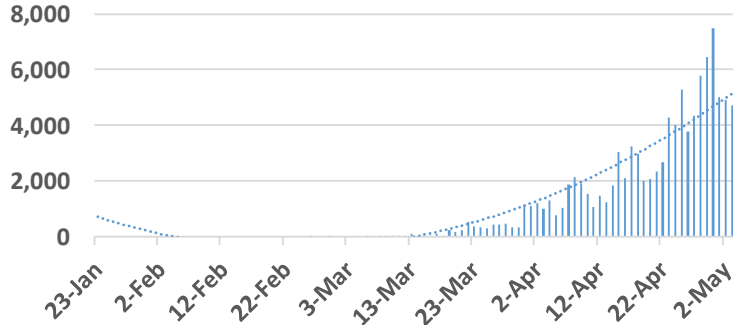
The table to the left displays total confirmed cases as of a specific date and the table to the right displays the replication factor of total confirmed cases over successive seven-day periods. Generally speaking seven-day replication factors are displaying a downward trend.

Other CDB Member Countries and USA

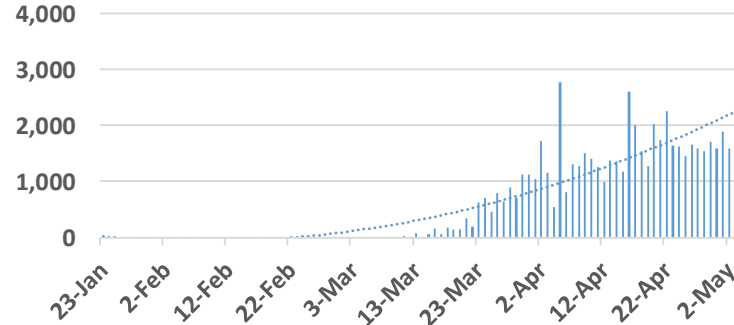


Confirmed Cases in Other CDB Member Countries and USA, 2020

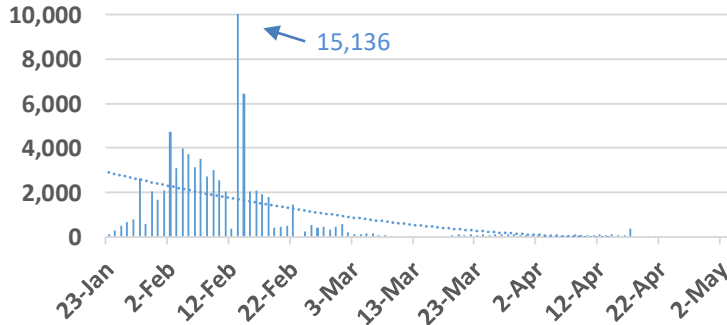
Brazil



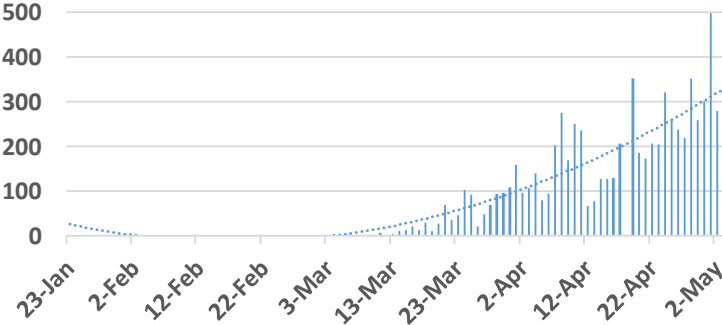
Canada



China



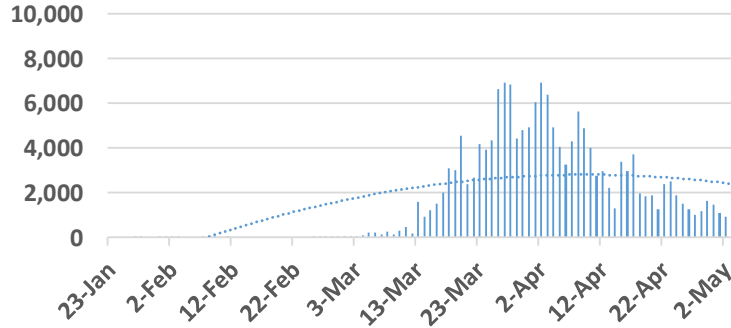
Colombia



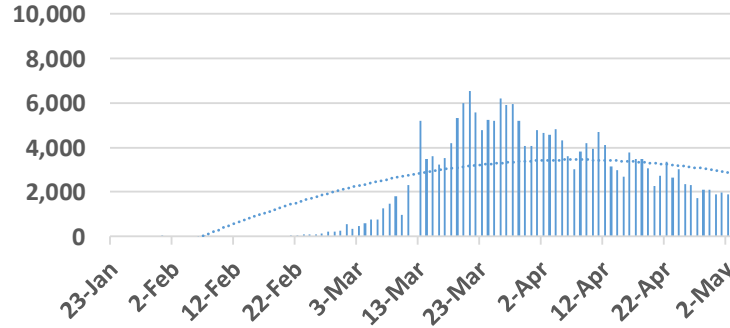


Confirmed Cases in Other CDB Member Countries and USA, 2020

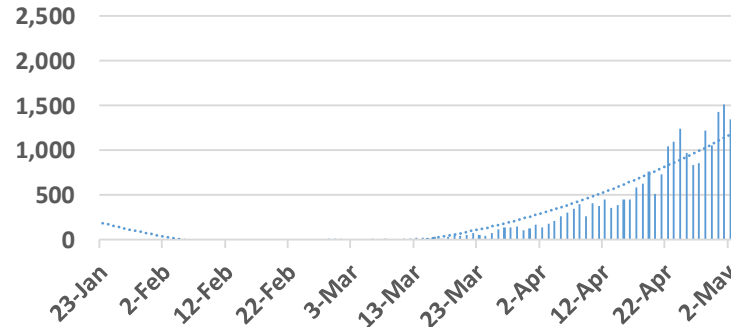
Germany



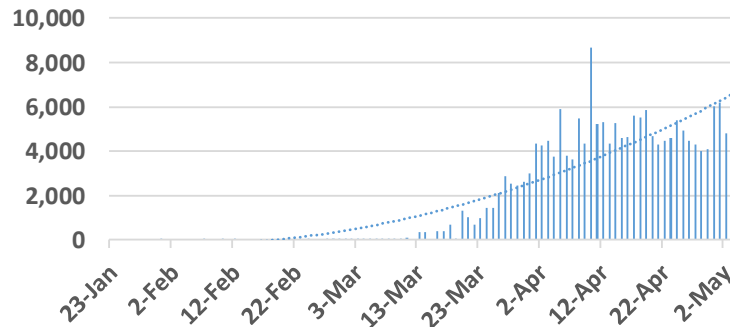
Italy



Mexico



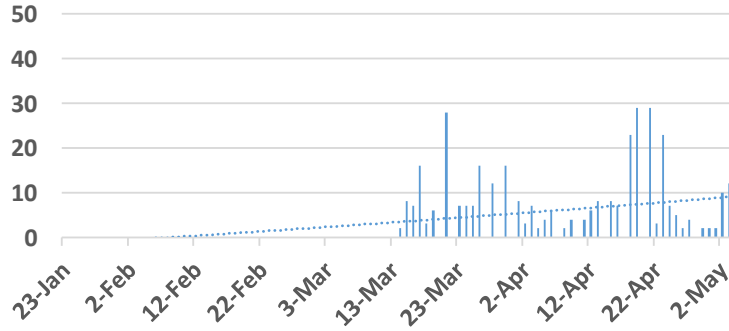
United Kingdom



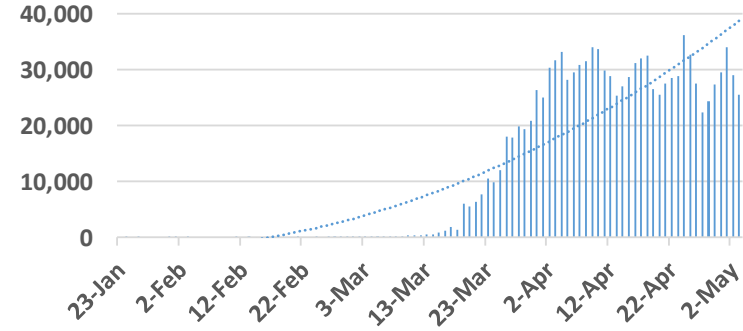


Confirmed Cases in Other CDB Member Countries and USA, 2020

Venezuela



USA





Credits

Economics Department
Caribbean Development Bank
P.O. Box 408
Wilkey, St. Michael BB11000
BARBADOS