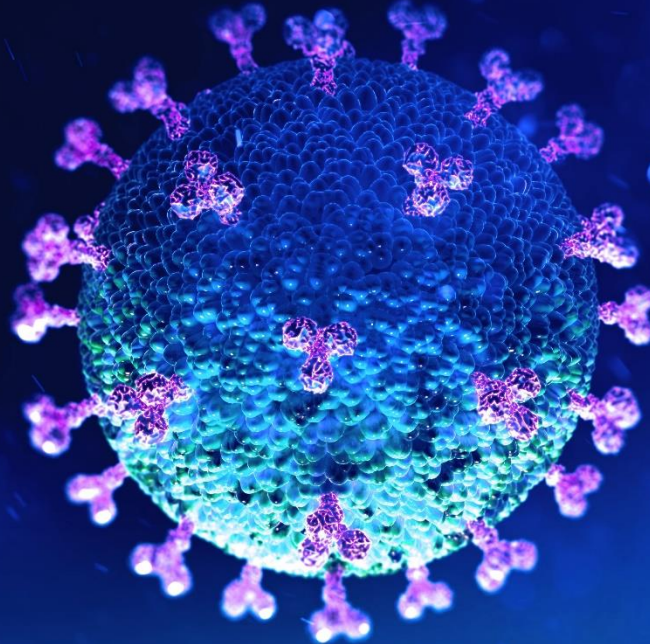




COVID-19 Pandemic in the Caribbean

New Confirmed Cases of SARS-CoV-2 Infections



Latest update: Thursday, May 7, 2020, 10:00 p.m. AST



Disclaimer

Copyright © Caribbean Development Bank (CDB).

The opinions, findings, interpretations and conclusions expressed in this publication are those of the staff of CDB and do not necessarily reflect the official policy or position of CDB, its Board of Directors, or the countries they represent.

Statistical country data in this presentation may not be comparable across countries due to factors including but not limited to differences in demographics, health sector capacity and initial health outcomes as well as differences in overall capacities and approaches to address the crisis.

This work may be reproduced, with attribution to CDB, for any non-commercial purpose. The use of CDB's name for any purpose other than for attribution, and the use of CDB's logo shall be subject to a separate written licence agreement between CDB and the user and is not authorized as part of this licence. No derivative work is allowed.

CDB does not necessarily own each component of the content contained within this document and, therefore, does not warrant that the use of any third-party owned individual component or part contained in this work will not infringe on the rights of those third parties. Any risks of claims resulting from such infringement rest solely with the user. CDB does not guarantee the accuracy of the data included in this work.

Any dispute related to the use of the works of CDB that cannot be settled amicably shall be submitted to arbitration pursuant to the UNCITRAL rules. Nothing herein shall constitute or be deemed to constitute a waiver of the privileges and immunities of CDB, all of which are specifically reserved.



Objectives of Publication

The objectives of this publication are:

- to provide statistics and display trends regarding the spread of the Novel Coronavirus disease in Borrowing Member Countries of the Caribbean Development Bank.
- to keep the general public informed regarding the evolution of relevant data which have the potential to impact social and economic development in the Region.



Definitions

Abbreviations:

CDB - Caribbean Development Bank

BMC - Borrowing Member Country

COVID-19: Coronavirus disease 2019 as defined by the World Health Organisation. In this publication COVID-19 is used as a proxy for all infections with the severe acute respiratory syndrome coronavirus 2 (SARS-CoV-2).

Data Sources:

- Johns Hopkins University via Github.com
- Caribbean Disaster Emergency Management Agency (CDEMA) and Pan American Health Organisation (PAHO) COVID-19 Situation Reports
- Worldometers website <https://www.worldometers.info/coronavirus>
- Some data points might vary from national data due to delayed reporting

An aerial photograph of a city, likely in the Caribbean, with a blue overlay. The image shows a dense urban area with various buildings, including a prominent blue and yellow building in the center. The text 'Table of Contents' is overlaid in white on the top left of the image.

Table of Contents

Confirmed aggregated COVID-19 cases in the Caribbean Region

Confirmed COVID-19 cases in CDB's BMCs

Confirmed COVID-19 cases in Other Selected Caribbean Countries

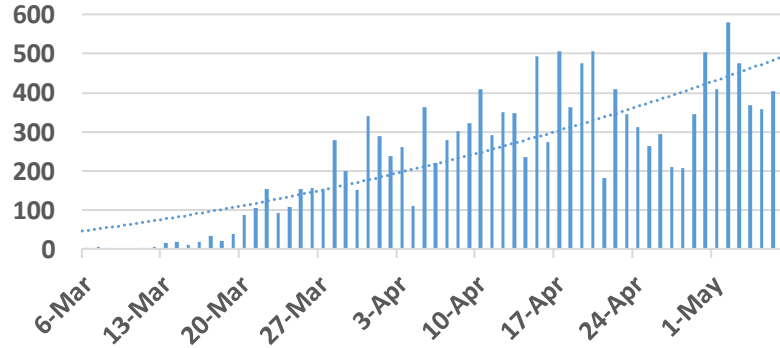
Confirmed COVID-19 cases in Other CDB Member Countries and the United States of America

Caribbean Region

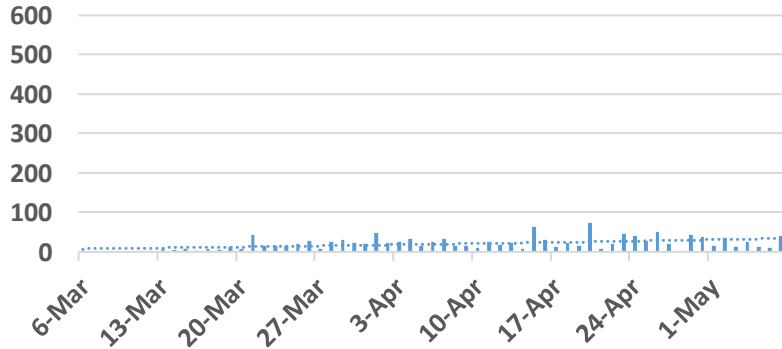


Confirmed Cases in the Caribbean, 2020

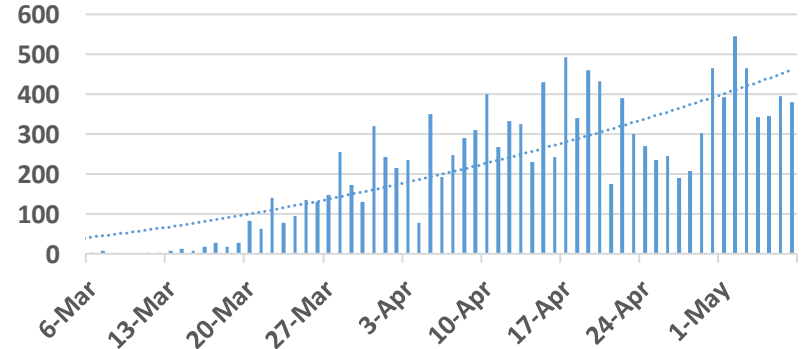
Caribbean Total



CDB's BMCs



Other Caribbean

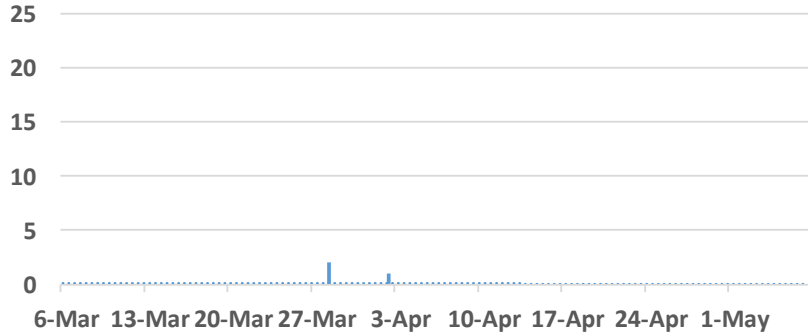


CDB's Borrowing Member Countries

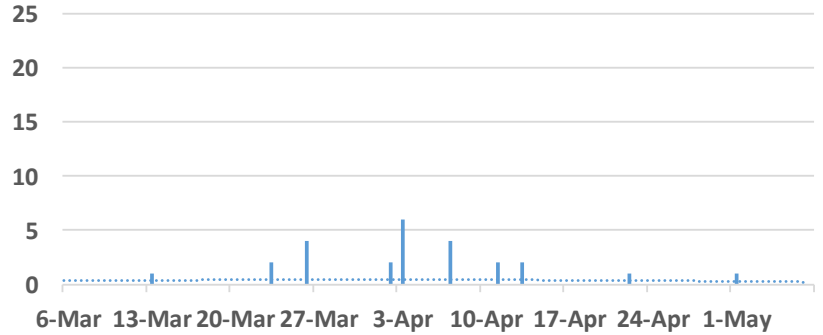


Confirmed Cases in BMCs, 2020

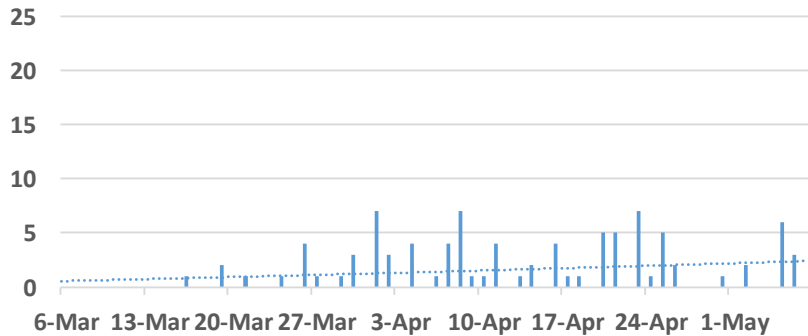
Anguilla



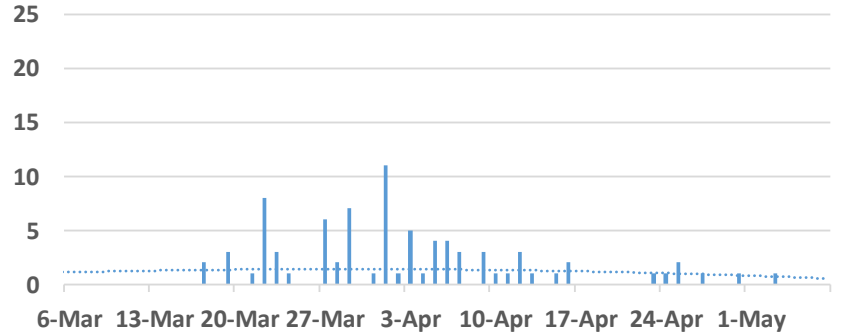
Antigua and Barbuda



The Bahamas



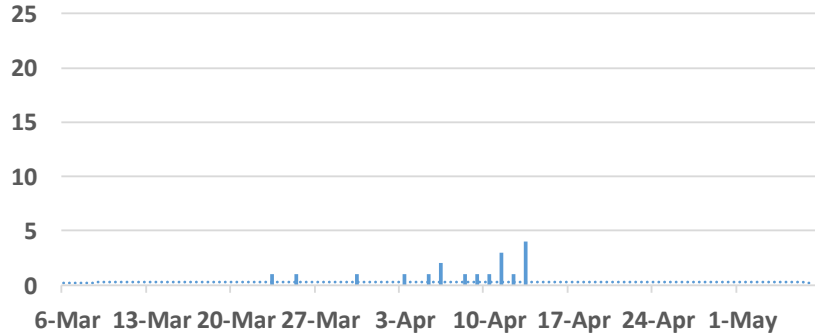
Barbados



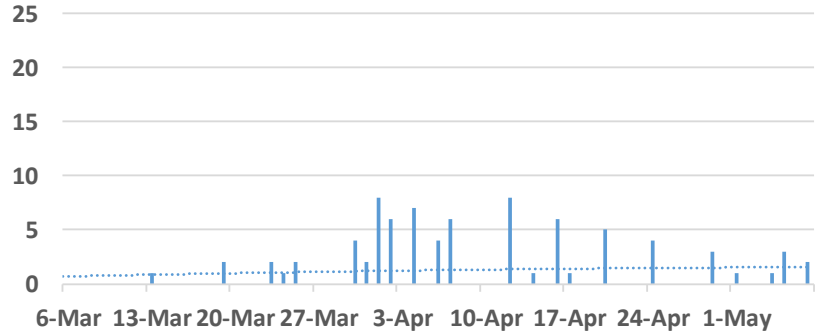


Confirmed Cases in BMCs, 2020

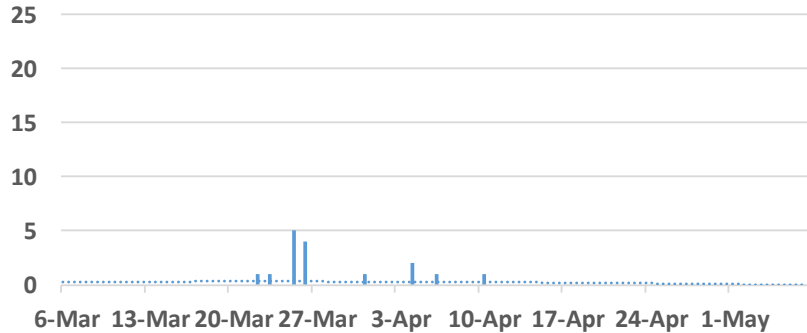
Belize



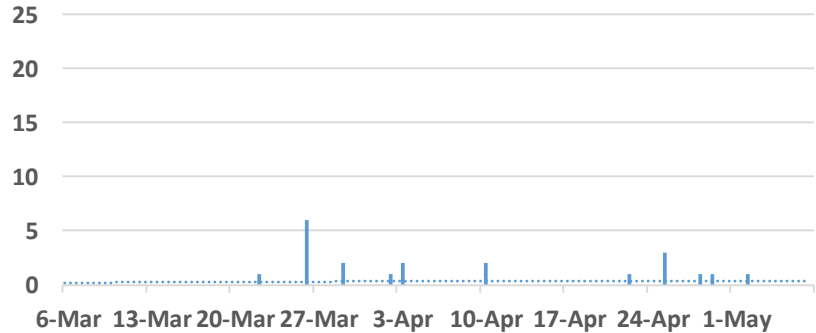
Cayman Islands



Dominica



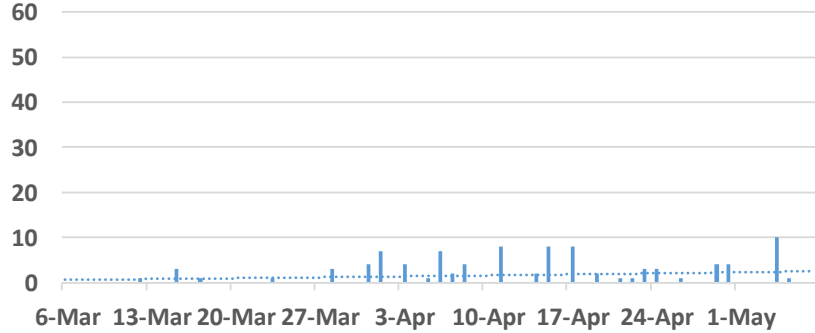
Grenada



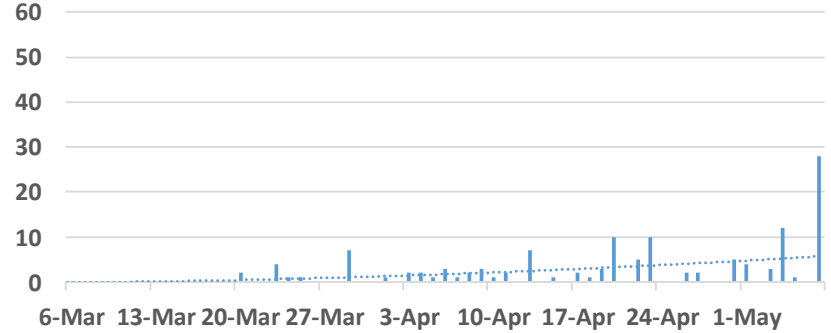


Confirmed Cases in BMCs, 2020

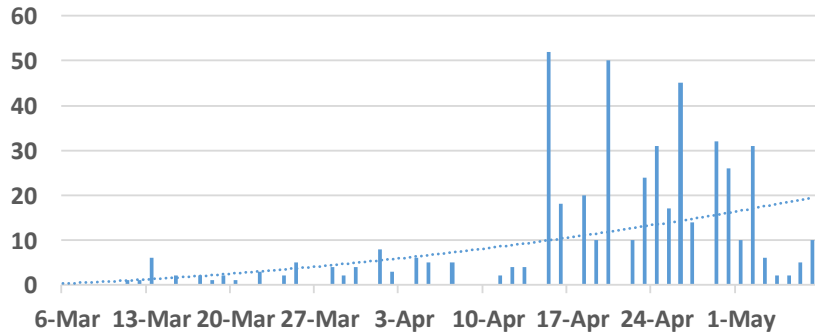
Guyana



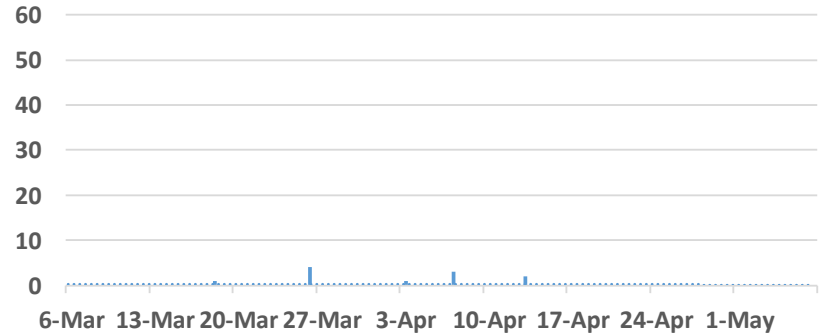
Haiti



Jamaica



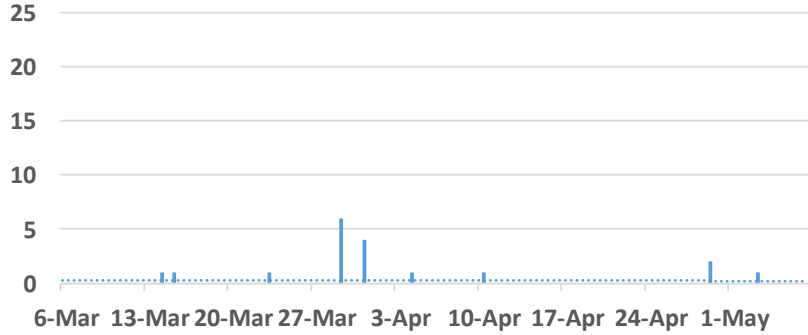
Montserrat



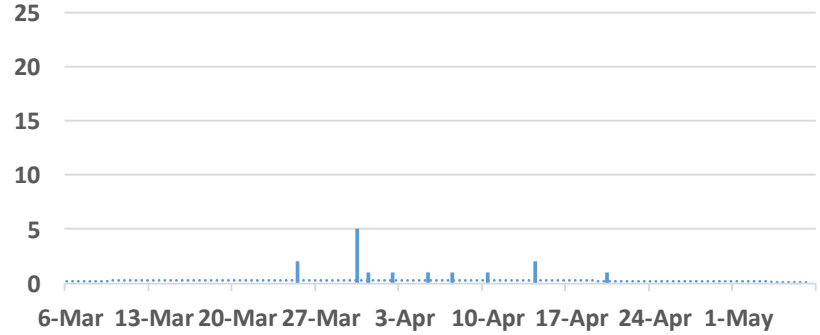


Confirmed cases in BMCs, 2020

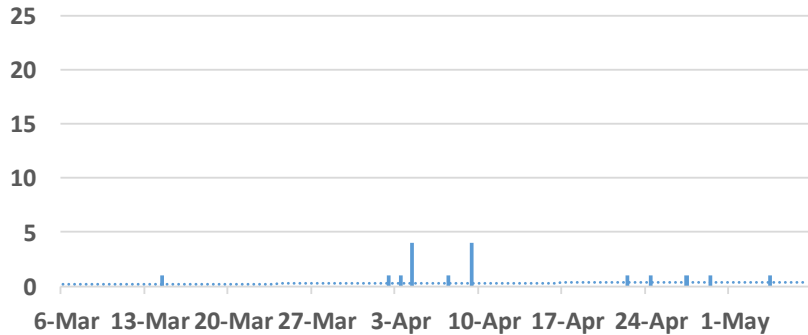
Saint Lucia



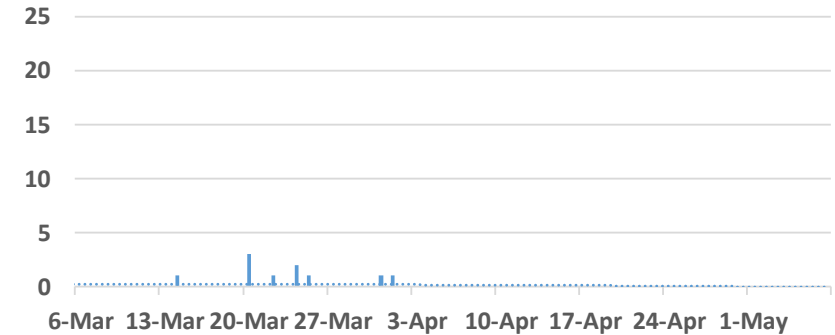
St. Kitts and Nevis



St. Vincent and the Grenadines



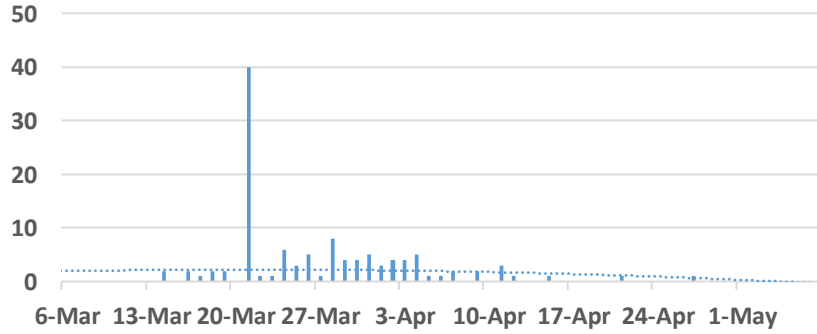
Suriname



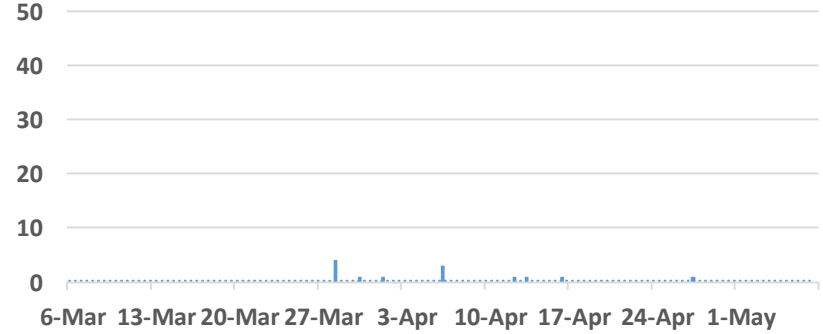


Confirmed Cases in BMCs, 2020

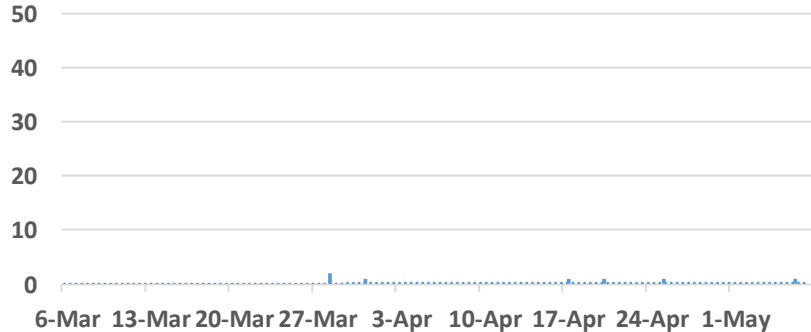
Trinidad and Tobago



Turks and Caicos Islands



Virgin Islands



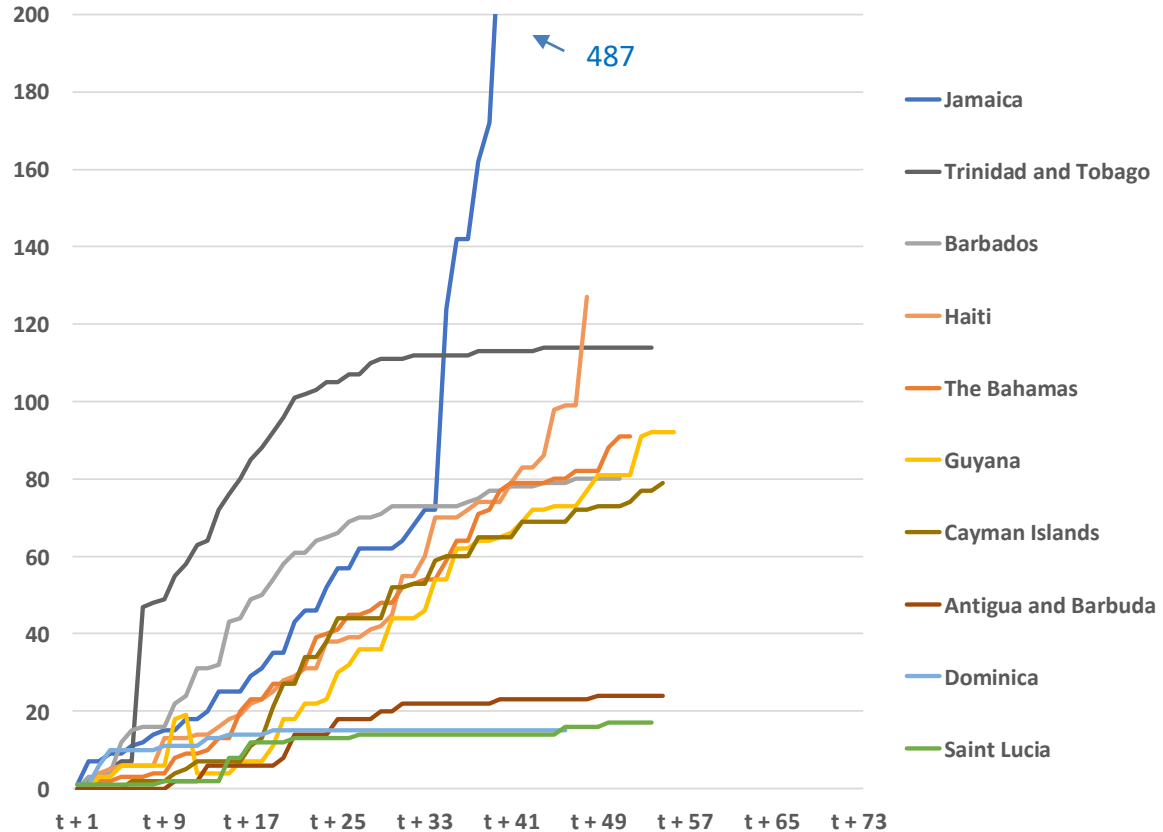


Total Confirmed Cases, Tests and Deaths in BMCs, 2020

	5-May	6-May	7-May	7-Day Change 7-May	Cases	Total		Per 100,000 People	
						Tests	Deaths	Cases	Tests
Anguilla	0	0	0	0	3	17	0	20	112
Antigua and Barbuda	0	0	0	0	25	153	3	27	166
The Bahamas	6	3	0	7	92	1,500	11	24	na
Barbados	0	0	0	7	82	2,699	7	29	944
Belize	0	0	0	0	18	1,043	2	5	263
Cayman Islands	3	0	2	0	80	3,126	1	127	4,948
Dominica	0	0	0	0	16	416	0	23	586
Grenada	0	0	0	0	21	1,406	0	19	1,302
Guyana	1	0	0	28	94	736	10	12	94
Haiti	1	0	28	35	129	1,142	12	1	10
Jamaica	2	5	10	182	488	6,417	9	17	224
Montserrat	0	0	0	0	11	36	1	211	690
Saint Lucia	0	0	0	0	18	575	0	10	325
St. Kitts and Nevis	0	0	0	0	15	327	0	27	584
St. Vincent and the Grenadines	0	0	0	0	17	137	0	15	125
Suriname	0	0	0	0	10	525	1	2	89
Trinidad and Tobago	0	0	0	0	116	2,229	8	8	162
Turks and Caicos Islands	0	0	0	0	12	107	1	33	293
Virgin Islands	0	1	0	0	7	132	1	22	410
BMCs total	13	9	40	259	1,254	22,723	67		



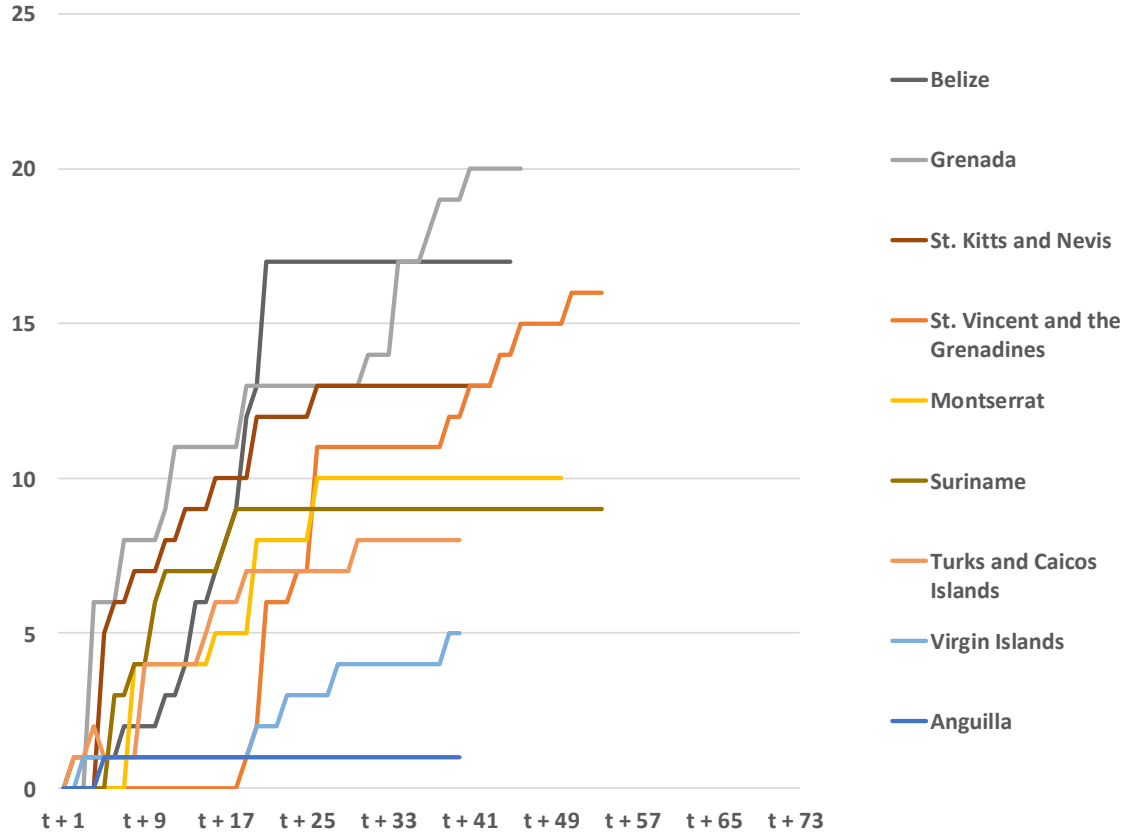
Dynamics of New Cases



t = Day of first case in respective country



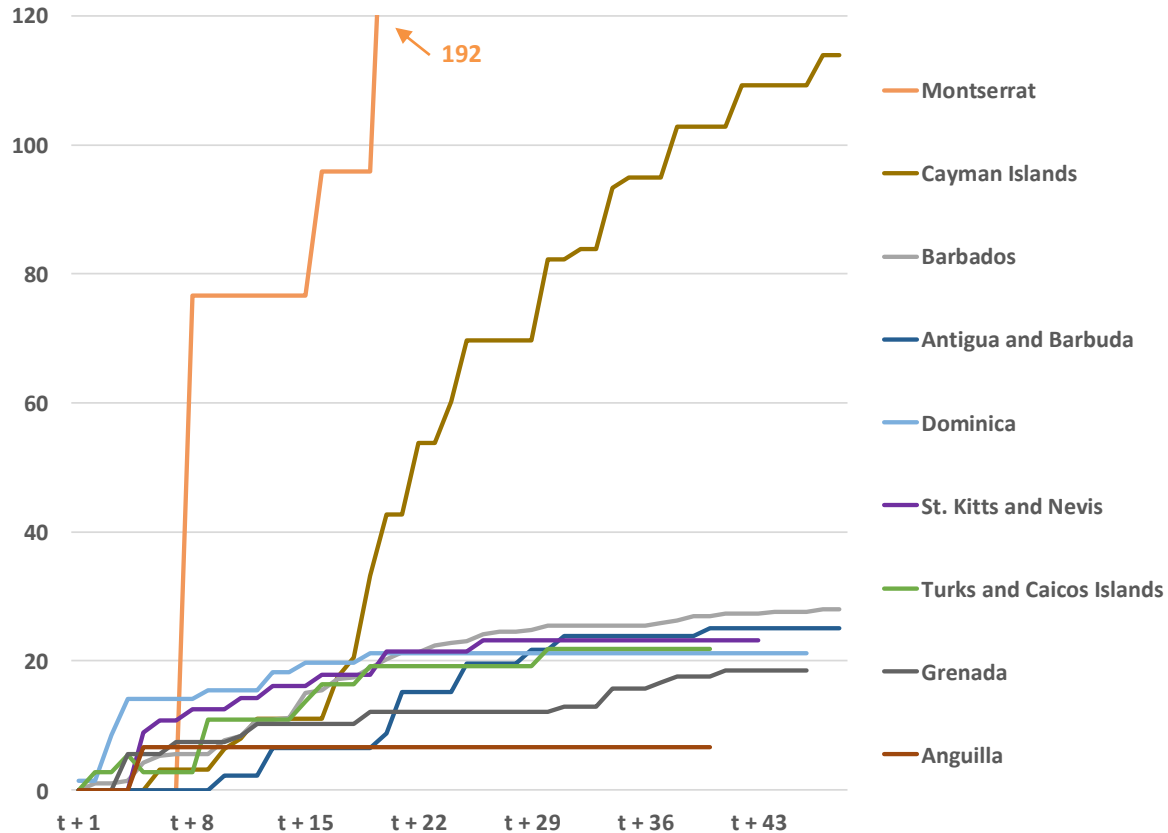
Dynamics of New Cases



t = Day of first case in respective country



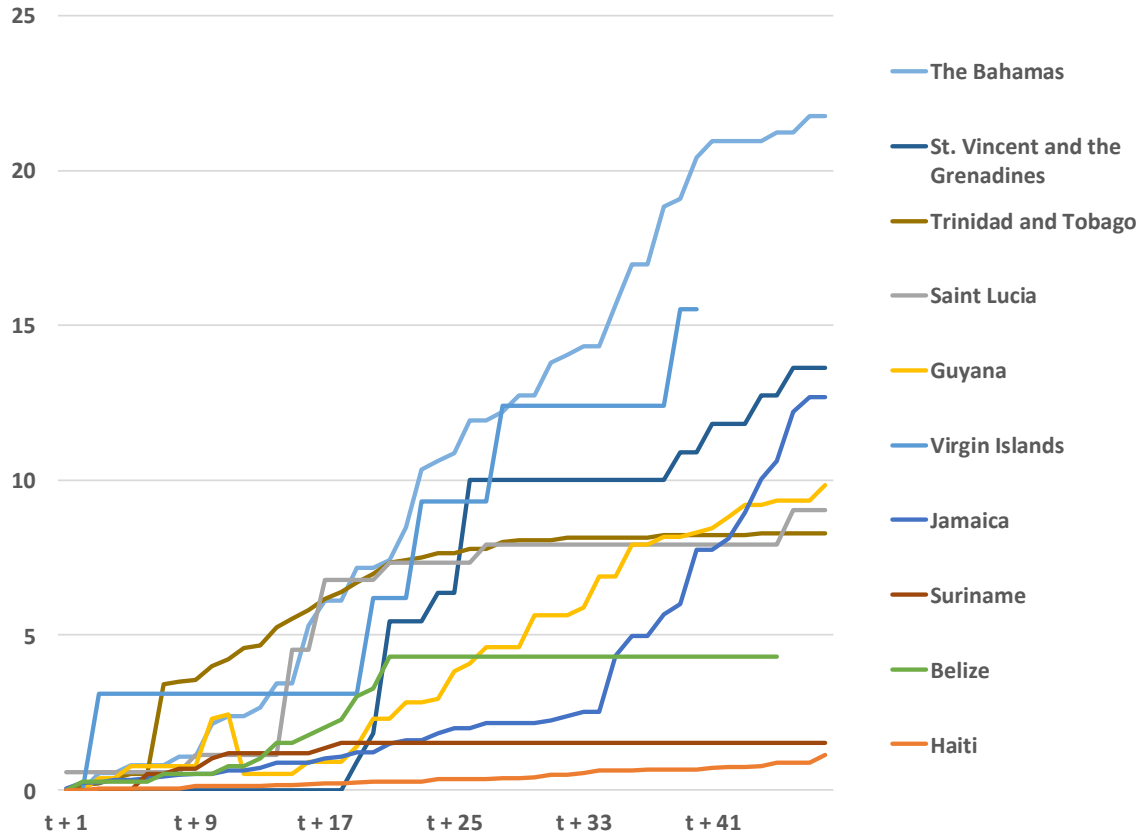
Dynamics of New Cases per 100,000 Population



t = Day of first case in respective country



Dynamics of New Cases per 100,000 Population



t = Day of first case in respective country



Total Confirmed Cases, Weekly Replication Factors in BMCs, 2020

	<i>total cases as of ...</i>						<i>seven-day replication factor of total cases</i>				
	7-May	30-Apr	23-Apr	16-Apr	9-Apr	2-Apr	7-May	30-Apr	23-Apr	16-Apr	9-Apr
Anguilla	3	3	3	3	3	3	1.00	1.00	1.00	1.00	1.00
Antigua and Barbuda	23	23	23	22	18	8	1.00	1.00	1.05	1.22	2.25
The Bahamas	85	78	69	50	38	21	1.09	1.13	1.38	1.32	1.81
Barbados	83	76	71	70	61	41	1.09	1.07	1.01	1.15	1.49
Belize	18	18	18	18	9	3	1.00	1.00	1.00	2.00	3.00
Cayman Islands	70	70	63	57	42	25	1.00	1.11	1.11	1.36	1.68
Dominica	16	16	16	16	15	12	1.00	1.00	1.00	1.07	1.25
Grenada	20	20	15	14	12	10	1.00	1.33	1.07	1.17	1.20
Guyana	106	78	66	51	33	15	1.36	1.18	1.29	1.55	2.20
Haiti	116	81	72	41	30	16	1.43	1.13	1.76	1.37	1.88
Jamaica	589	407	242	128	48	32	1.45	1.68	1.89	2.67	1.50
Montserrat	10	10	10	10	8	4	1.00	1.00	1.00	1.25	2.00
Saint Lucia	15	15	13	13	12	11	1.00	1.15	1.00	1.08	1.09
St. Kitts and Nevis	15	15	15	14	11	9	1.00	1.00	1.07	1.27	1.22
St. Vincent and the Grenadines	15	15	12	11	11	1	1.00	1.25	1.09	1.00	11.00
Suriname	9	9	9	9	9	9	1.00	1.00	1.00	1.00	1.00
Trinidad and Tobago	107	107	106	105	100	85	1.00	1.01	1.01	1.05	1.18
Turks and Caicos Islands	12	12	11	11	8	5	1.00	1.09	1.00	1.38	1.60
Virgin Islands	6	6	5	3	3	3	1.00	1.20	1.67	1.00	1.00
BMCs total	1318	1059	839	646	471	313	1.24	1.26	1.30	1.37	1.50

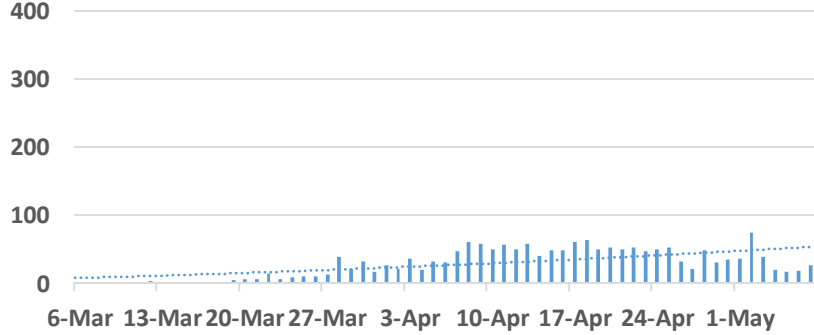
The table to the left displays total confirmed cases as of a specific date and the table to the right displays the replication factor of total confirmed cases over successive seven-day periods. Generally speaking seven-day replication factors are displaying a downward trend.

Other Selected Caribbean Countries

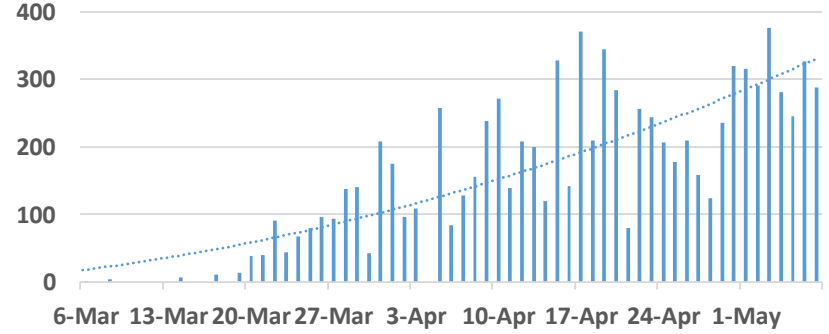


Confirmed Cases in Other Caribbean, 2020

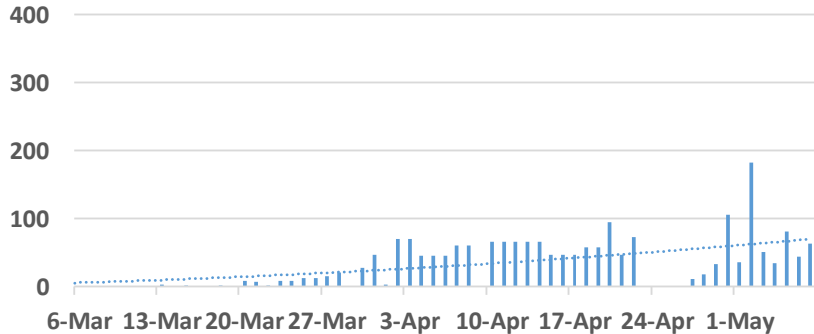
Cuba



Dominican Republic



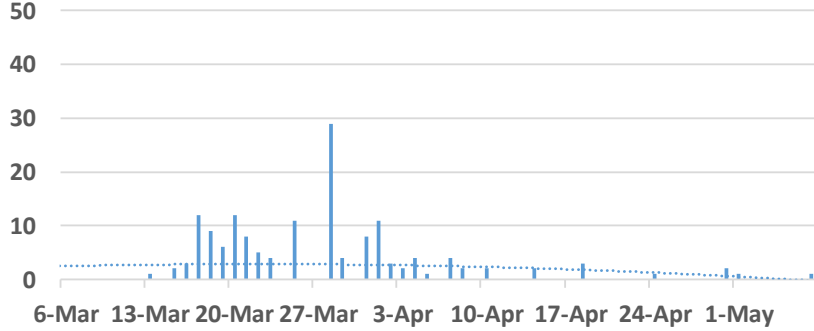
Puerto Rico



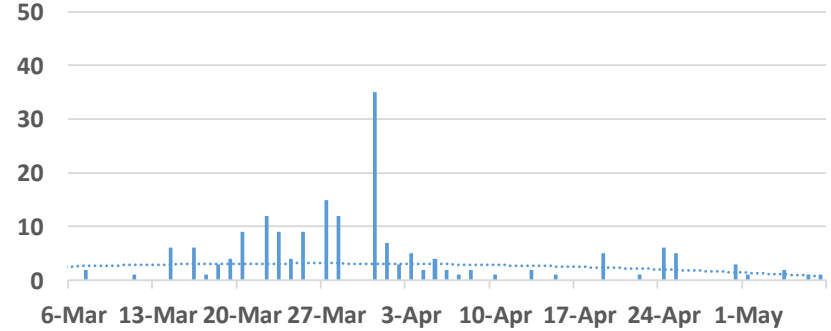


Confirmed Cases in Other Caribbean, 2020

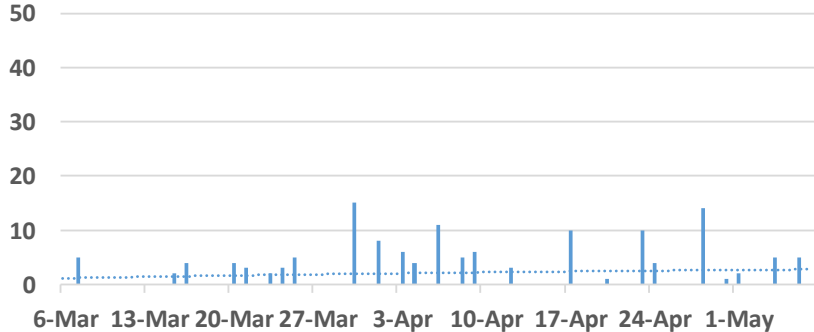
Guadeloupe



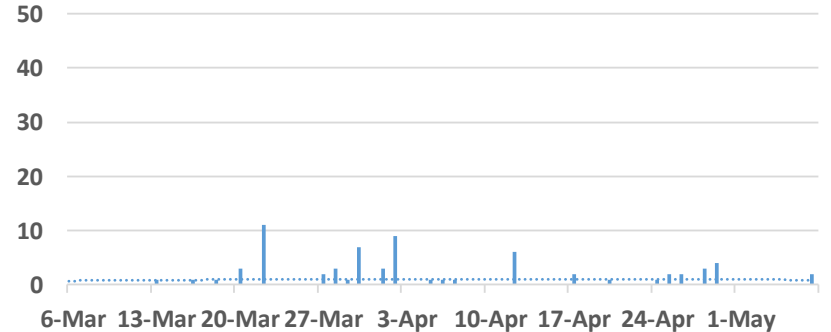
Martinique



French Guyana



US Virgin Islands





Total Confirmed Cases, Tests and Deaths in Other Caribbean, 2020

	5-May	6-May	7-May	7-Day Change 7-May	Total			Per 100,000 People	
					Cases	Tests	Deaths	Cases	Tests
Dominican Republic	245	327	288	2,240	9,095	36,959	373	86	348
Puerto Rico	81	44	63	742	2,031	12,680	99	67	417
Cuba	17	18	26	238	1,729	61,613	73	15	543
Martinique	0	1	1	21	183	na	14	49	na
Guadeloupe	0	0	1	14	153	na	13	38	na
Aruba	1	0	0	0	101	1,817	3	95	1,717
French Guiana	0	5	0	7	138	na	1	49	na
US Virgin Islands	0	0	2	0	68	1,128	4	65	1,078
St Martin	0	0	0	0	38	na	3	102	na
Sint Maarten	0	0	0	0	76	329	14	181	785
Curacao	0	0	0	0	16	389	1	10	239
Saint Barthelemy	0	0	0	0	6	na	0	61	na
Other Caribbean	344	395	381	3,262	13,634	102,235	598		
BMCs	13	9	40	259	1,254	22,723	67		
Total Caribbean	357	404	421	3,521	14,888	124,958	665		



Total Confirmed Cases, Weekly Replication Factors, Other Caribbean, 2020

	<i>total cases as of ...</i>					
	7-May	30-Apr	23-Apr	16-Apr	9-Apr	2-Apr
Dominican Republic	9178	6938	5509	3721	2315	1346
Puerto Rico	2275	1533	1365	990	566	241
Cuba	1728	1490	1224	851	504	222
Martinique	176	155	141	135	131	115
Guadeloupe	132	118	115	112	108	95
Aruba	96	96	96	91	78	56
French Guiana	122	115	96	75	72	40
US Virgin Islands	63	63	51	48	42	39
St Martin	34	34	34	31	28	18
Sint Maarten	75	75	73	57	43	18
Curacao	13	13	11	11	11	8
Saint Barthelemy	3	3	3	3	3	3
Other Caribbean	13895	10633	8718	6125	3901	2201
BMCs	1318	1059	839	646	471	313
Total Caribbean	15213	11692	9557	6771	4372	2514

	<i>seven-day replication factor of total cases</i>				
	7-May	30-Apr	23-Apr	16-Apr	9-Apr
Dominican Republic	1.32	1.26	1.48	1.61	1.72
Puerto Rico	1.48	1.12	1.38	1.75	2.35
Cuba	1.16	1.22	1.44	1.69	2.27
Martinique	1.14	1.10	1.04	1.03	1.14
Guadeloupe	1.12	1.03	1.03	1.04	1.14
Aruba	1.00	1.00	1.05	1.17	1.39
French Guiana	1.06	1.20	1.28	1.04	1.80
US Virgin Islands	1.00	1.24	1.06	1.14	1.08
St Martin	1.00	1.00	1.10	1.11	1.56
Sint Maarten	1.00	1.03	1.28	1.33	2.39
Curacao	1.00	1.18	1.00	1.00	1.38
Saint Barthelemy	1.00	1.00	1.00	1.00	1.00
Other Caribbean	1.31	1.22	1.42	1.57	1.77
BMCs	1.24	1.26	1.30	1.37	1.50
Total Caribbean	1.30	1.22	1.41	1.55	1.74

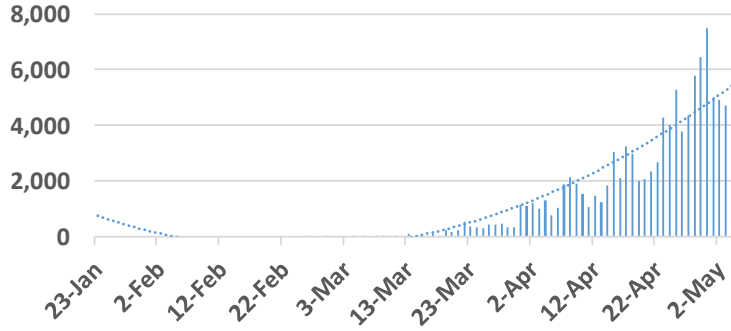
The table to the left displays total confirmed cases as of a specific date and the table to the right displays the replication factor of total confirmed cases over successive seven-day periods. Generally speaking seven-day replication factors are displaying a downward trend.

Other CDB Member Countries and USA

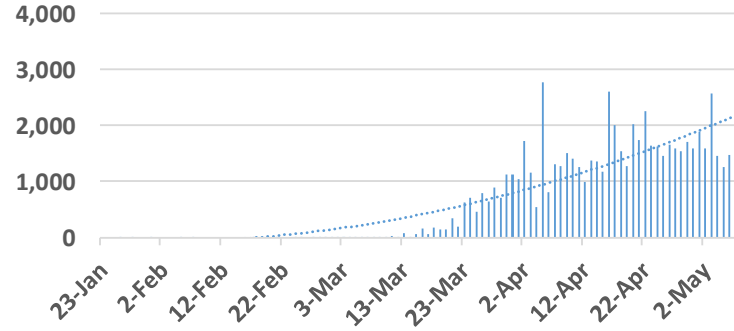


Confirmed Cases in Other CDB Member Countries and USA, 2020

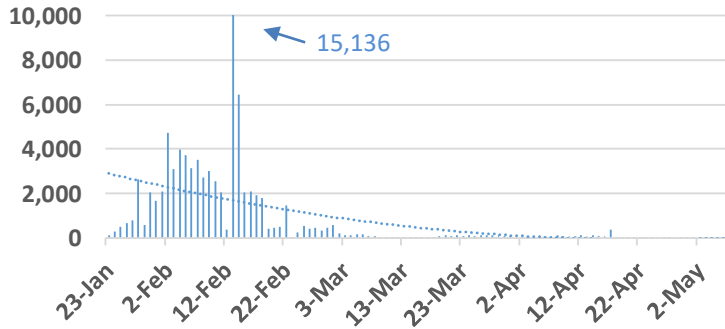
Brazil



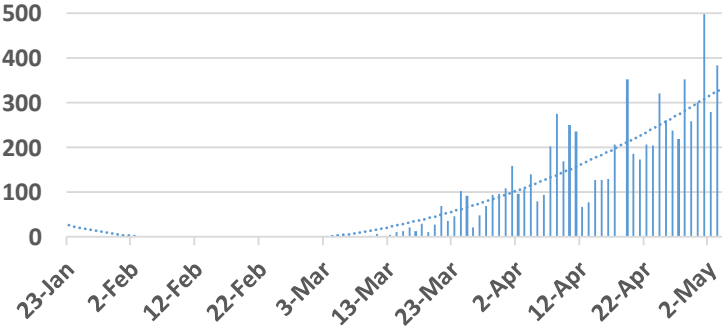
Canada



China



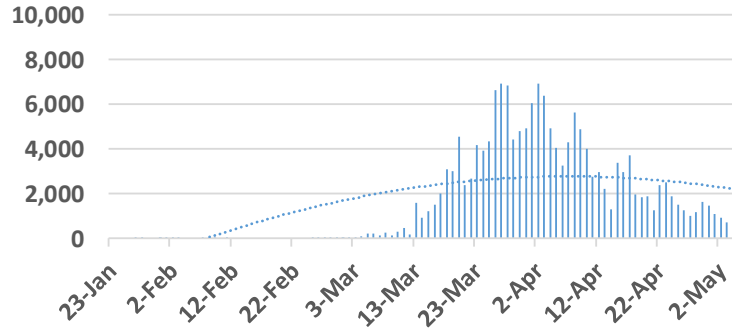
Colombia



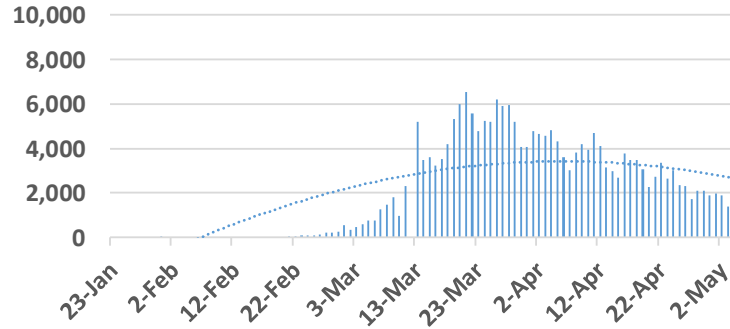


Confirmed Cases in Other CDB Member Countries and USA, 2020

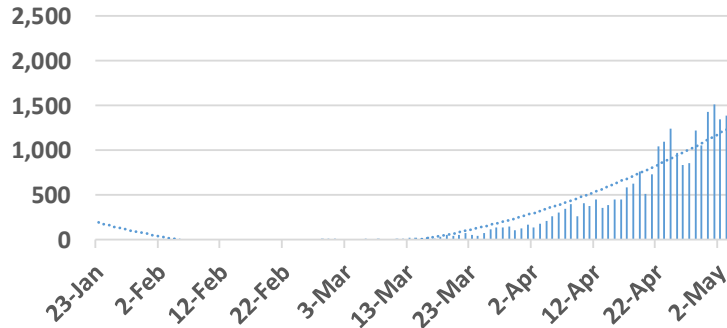
Germany



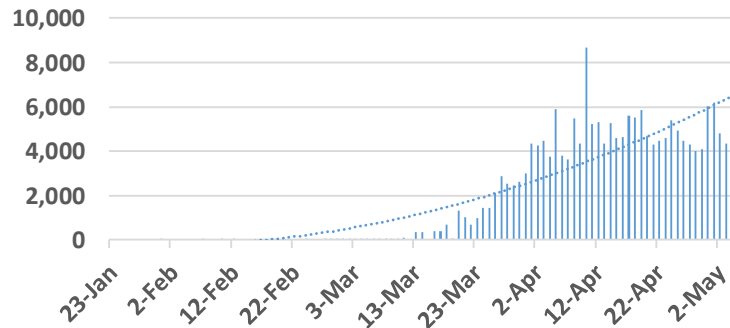
Italy



Mexico



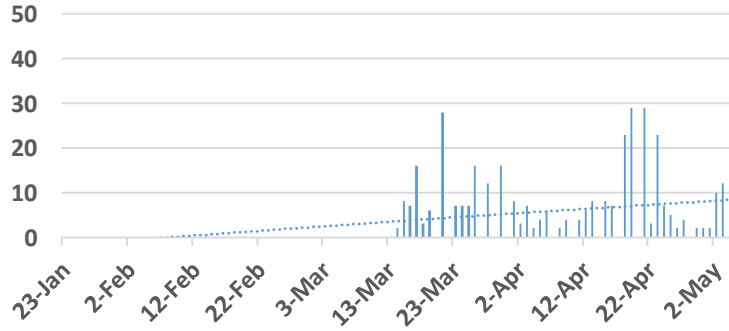
United Kingdom



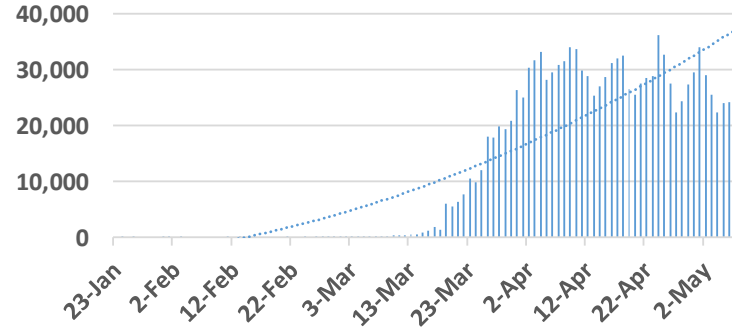


Confirmed Cases in Other CDB Member Countries and USA, 2020

Venezuela



USA





Credits

Economics Department
Caribbean Development Bank
P.O. Box 408
Wilkey, St. Michael BB11000
BARBADOS